RESEARCH EDITION · CURRENT AS OF NOVEMBER 18, 2026 · WITH VOLUME TWO: THE CITIZEN'S DEFENSE MANUAL

The Great Taking, the Record, and the Property Owner

An independent MiamiDade.watch investigation into financial ownership, creditor power, bankruptcy, public records, and the economic control of land

PRIMARY SOURCE

David Rogers Webb, *The Great Taking*, version 1.4 (February 12, 2024), 136 PDF pages.

COMPANION WORKS

Credit & Records Recovery System and *Bankruptcy Restructuring for the Wetland-Impaired Farm — Expanded Edition* (MiamiDade.watch).

Independent research. Not affiliated with or endorsed by David Rogers Webb. Not legal or financial advice.

ABOUT THIS INVESTIGATION

THE CONTROLLING QUESTION

When an individual or business appears to own an asset, which rights remain with that owner, which rights are exercisable by someone else, what changes those rights, and what evidence must exist before a contrary claim can prevail?

The Great Taking asks those questions about securities, collateral, and an anticipated financial crisis. The Credit & Records Recovery System asks related questions about the integrity of financial information and the documentation supporting debts. Bankruptcy Restructuring for the Wetland-Impaired Farm asks what happens when a particular parcel's permissible uses and value become contested while creditors retain claims against it. The three works do **not** describe an identical legal mechanism. Their contribution is stronger when their differences are made explicit and their common investigative questions are assembled into one record.

This publication is independent of David Rogers Webb. It does not reproduce the book. Readers can obtain the whole text at the author's official reading and download page. Its explanations of the two MiamiDade.watch works are not endorsements of all legal propositions in those manuals. This investigation distinguishes **source statements**, **established legal rules**, **inferences**, and **unproven hypotheses**.

EDITORIAL STANDARD

Category	How this paper treats it
Source statements	What Webb or another author actually writes, located by page.
Established legal rules	Statutory text and controlling doctrine, linked to primary authority.
Inferences	Conclusions drawn from a stated set of facts, labelled as such.
Unproven hypotheses	Propositions the available record does not yet support.

CONTENTS

THE FINDINGS — What the Record Shows 5
THE LEDGER — The Numbers 8
PART ONE — The Argument, Not the Slogan 11
1. What Webb alleges—and what he actually documents 11
2. The two existing MiamiDade.watch reports are not redundant 12
PART TWO — Close Study of the Ten Chapters 13
3. Chapter I: Introduction — the claim of a debt-cycle endgame 13
4. Chapter II: Dematerialization — from certificates to account entries 14
5. Chapter III: Security Entitlement — the book's legal center 15
6. Chapter IV: Harmonization — common rules, cross-border outcomes 16
7. Chapter V: Collateral Management — mobility, reuse, and the beneficiary question 16
8. Chapter VI: Safe Harbor for Whom, and from What? — bankruptcy priorities 17
9. Chapter VII: Central Clearing Parties — concentrated counterparty risk 18
10. Chapter VIII: Bank Holiday — historical intervention, deposits, and resolution 19
11. Chapter IX: The Great Deflation — value, debt, and distressed transfers 19
12. Chapter X: Conclusion — what follows, what does not 20
PART THREE — The Federal Reserve Appendix: What the Source Can and Cannot Say 22
13. Reading the appendix as a question-and-answer record 22
PART FOUR — How the Credit & Records System Extends the Inquiry 24
14. From claimed ownership to provenance of each record 24
15. Why public records and consumer reporting must be separated 25
PART FIVE — How the Bankruptcy Manual Extends the Inquiry 26
16. The distinction between the debt, the lien, and the collateral's value 26
17. The regulatory classification as a potentially separate source of loss 27
18. What constitutional property protections add—and what they require 27
PART SIX — A Miami-Dade Evidence Protocol 29
19. The complete chain for one disputed parcel 29
20. The rights, evidence, consequence, and beneficiary ledgers 30
21. A model hypothetical, not a factual allegation 30
PART SEVEN — Claims, Counterclaims, and Primary Authority 32
22. Claims that should not be allowed to collapse into one another 32
23. Primary-source reading room 33
24. Conclusion — the case for a documented investigation 33
PUBLISHER'S POSITION — The Partnership: Inflation, Currency, and the Next Form of Money 35
25. The partnership 35
26. The thesis in plain terms 41
27. Where MiamiDade.watch agrees and disagrees with Webb 42

28. Crisis costs are moved into future inflation 44
29. Every currency declines — but not at the same time 44
30. The official inflation number and the Miami-Dade household 52
31. The next form of money — a digital dollar without deposit insurance 54
32. Who pays and who collects 57
33. Tokenization, the phantom market, and who finances the debt 62
34. Land, taxes, and who carries the burden 64
35. Corporate farmland: parking cash, harvesting tax breaks, feeding the phantom market 68
36. The publisher's position at a glance 72
WHAT CAN BE DONE — From the Record to Reform 76
37. Protect yourself now 76
38. Surviving the money system since 1971: twelve rules 77
39. What Miami-Dade County can do 79
40. What the Florida Legislature can do 79
41. What Congress and federal regulators can do 80
VOLUME TWO — The Citizen's Defense Manual 81
DEFENSE MANUAL · PART A — Clean the Record and Get Paid 84
M1. Lock the file, dispute the errors, and get paid 84
DEFENSE MANUAL · PART B — Save the Home or the Farm 86
M2. Bankruptcy as a tool 86
M3. The move-out strategy 89
M4. The family farm and the emergency filing 92
DEFENSE MANUAL · PART C — The Thousand-Papercut Mortgage Defense 93
M5. The government's method, turned around 93
M6. Who owns the loan, the note and the original 95
M7. Fees, limits and a worked example 96
DEFENSE MANUAL · PART D — The Legal Switch and the Aggressive Defense Plan 99
M8. Choosing the court 99
M9. The clock 100
M10. Motions for time, and when the homeowner is sick 101
M11. The aggressive defense plan 103
M12. Save while the case runs, and the limits 104
References and Linked Authorities 106
VOLUME THREE — The Source Manuals, Complete 117
A. Bankruptcy Restructuring for the Wetland-Impaired Farm — Expanded Edition 118
B. Credit & Records Recovery System 288

THE FINDINGS

What the Record Shows

Sixteen findings drawn from the documents cited in this paper. Each states what happened in plain words, its evidence status, and where the proof is. Each pointer goes to the page where the supporting account and its sources begin.

1. The public paid for the 2008 collapse. The losses moved onto the government's books through bailouts, guarantees and federal debt. Warren Buffett described his own Goldman Sachs investment as a bet that the government would "leverage up" while everyone else cut debt. It did. *Documented* — Section 32, p. 59.

2. Investors were guaranteed against loss while homeowners were foreclosed. An investor group led by Steven Mnuchin bought the failed IndyMac Bank with the FDIC covering most of its loan losses, collected more than $1 billion from the FDIC, and started foreclosure on 137,000 homeowners. *Documented* — Section 32, p. 58.

3. Taxpayer money paid Wall Street's bets in full. The AIG bailout paid Goldman Sachs $12.9 billion. The banks were paid 100 cents on the dollar. The bailout's own inspector general faulted it. *Documented* — Section 32, p. 58.

4. Almost no one in charge went to prison. One banker was imprisoned for the 2008 crisis. After the savings-and-loan crisis of the 1980s, more than 1,000 were convicted. *Documented* — Section 32, p. 57.

5. Every crisis moves wealth to the top. The top 1 percent now hold 32.5 percent of America's wealth, the highest share the Federal Reserve has ever recorded. The bottom half hold 2.3 percent. *Documented* — Section 32, pp. 57–58.

6. Your money loses value by design, and against a Miami home it has lost far more than the official numbers admit. The Federal Reserve's published goal is 2 percent inflation every year; actual consumer inflation since 2000 has averaged about 2.6 percent, a total rise of 94 percent. Over the same 26 years the average Miami home rose about 339 percent, more than three and a half times as much: a dollar saved in 2000 now buys about 23 cents of a Miami home. For individual homes the loss is even larger. One Miami-Dade house on about five acres that sold for $195,000 in 2000 sold for $1,200,000 in 2026, a rise of 515 percent; against that house, a dollar saved in 2000 buys about 16 cents. That house stands in the 8.5 Square Mile Area, where Congress sent Everglades restoration water in 1989 and owners had to sue the

Army Corps to stop a plan to condemn and flood their homes; less than a mile east, past SW 187th Avenue, the same house would sell for about $1.8 million, so the government's treatment of the land cost its owner about a third of its value. The 77 percent figure often quoted covers only 2020 to 2026. *Documented (index)* — Section 29, p. 45, pp. 45–46*; publisher's account (single home)* — Section 29, p. 46*; the 8.5 Square Mile Area record* — Section 29, pp. 46–47.

7. The official inflation number leaves out what Floridians pay most. Home prices and mortgage interest were taken out of the index in 1983 and replaced with an estimate of rent. Rents are counted about a year late. Most homeowners' insurance is excluded. Put borrowing costs back in, and 2022 inflation was about 18 percent, not 9. One North Miami Beach apartment went from $450 to $2,100 a month since 2000; by the official rate it would be about $873. *Documented* — Section 30, p. 52*;* rent, p. 53*;* insurance, p. 54.

8. The new digital dollar has no FDIC protection, by law, and is designed to finance government debt. If the issuer fails, you are a creditor in bankruptcy. The Treasury Secretary expects stablecoins to become a major buyer of government debt. *Documented* — Section 31, pp. 54–55*;* Section 33, p. 63.

9. You do not own your stocks; you own a claim on your broker. That is Webb's central legal point, and it is written into the Uniform Commercial Code. Tokenization adds another layer of claims on top of it. *Documented* — Part Two, Section 5, p. 15*;* Section 33, pp. 62–63.

10. Florida's tax system protects owners of land and investment property; renters get nothing directly. Amendment 3 caps tax growth for every rental and corporate portfolio in the state. Nothing requires a dollar of it to reach a tenant. *Documented* — Section 34, pp. 66–67.

11. Wall Street money buys Florida land and lobbies to rewrite the law for it. A Manhattan hedge-fund manager bought more than 80,000 acres of rural north Florida, hired 19 lobbyists, gave more than $150,000 to political committees in two months, and pushed a bill letting giant landowners build without a local vote. It passed the House 107–3. *Documented* — Section 34, pp. 65–66.

12. When private companies fail, Floridians pay their bills. Ten Florida property insurers went under in 2021–2023. Their unpaid claims were covered by surcharges added to other Floridians' insurance policies. *Documented* — Section 32, pp. 60–61.

13. Miami-Dade pays a utility for the right to build. The county paid Florida Power & Light $764,400 in public money for wetland mitigation credits from FPL's for-profit bank. *Documented* — Section 25, p. 39.

14. Corporate America parks money in farmland and builds paper on top of it. Wall Street managers, REITs and land companies hold large farm parcels as an inflation hedge, carry them at farm tax rates while waiting for rezoning, and turn them into REIT shares,

farm-mortgage securities and now blockchain tokens. Florida's largest citrus grower became a land company. *Documented* — Section 35, p. 68; Alico, pp. 70–71.

15. Land values are inflated into tax shelters. The IRS challenged $21 billion in deductions from "conservation easement" deals built on inflated land appraisals; one criminal scheme alone claimed $1.3 billion. *Documented* — Section 35, pp. 71–72.

16. Official information is used to persuade, not inform. A Florida judge ruled the State's own Amendment 3 ballot language "clearly and conclusively defective" and "more akin to a political slogan." *Documented* — Section 25, p. 36.

THE LEDGER

The Numbers

Every figure below is taken from a source cited in this paper. The right-hand column gives the section and the exact page where the figure and its source appear; each entry is a link.

Amount	What it is	Where the proof is
$12.9 billion	Paid to Goldman Sachs through the AIG bailout, at 100 cents on the dollar	§32, p. 58
$62 billion	Mortgage securities on which AIG's bank counterparties were paid in full, as faulted by the TARP inspector general	§32, p. 58
$37.7 billion	New Goldman Sachs debt issued with an FDIC guarantee backed by the full faith and credit of the United States, 2008–2009	§32, pp. 59–60
$1.75 billion	Berkshire Hathaway's gain on its Goldman Sachs preferred shares in two and a half years	§32, p. 59
$1 billion+	FDIC payments to OneWest under its loss-share agreements by 2014, with about $1.4 billion more expected	§32, p. 58
137,000	Homeowners OneWest started foreclosure proceedings against	§32, p. 58
1 vs 1,000+	Bankers imprisoned after 2008 (one), versus bankers convicted after the savings-and-loan crisis (more than 1,000)	§32, p. 57
$16.7 billion	Uninsured deposits covered at Silicon Valley Bank and Signature Bank in 2023	§31, p. 55
32.5% vs 2.3%	Share of U.S. household wealth: top 1 percent versus bottom half, second quarter of 2026	§32, pp. 57–58
39%	Fall in median family net worth, 2007 to 2010	§32, pp. 57–58
35 years	Time for 2 percent inflation to cut a dollar's buying power in half	§29, p. 45
35.6%	Share of the Consumer Price Index that is shelter, mostly estimated	§30, p. 52
1983	Year home prices and mortgage interest were removed from the Consumer Price Index	§30, p. 52
$450 → $2,100	Rent on one North Miami Beach 2/1 unit, 2000 to 2026 (+367%, about 6.1% a year)	§30, p. 53
~$873	What that rent would be if it had risen only with the official inflation rate	§30, p. 53

Amount	What it is	Where the proof is
87 → 140 hours	Minimum-wage hours needed to pay that rent, 2000 ($5.15) versus 2026 ($15)	§30, p. 53
~4 quarters	How far the official rent index lags rents paid by new tenants, per BLS researchers	§30, pp. 52–53
~18% vs 9%	Peak 2022 inflation with borrowing costs counted (Summers et al.) versus the official rate	§30, pp. 53–54
$0	Federal deposit insurance on payment stablecoins, by law	§31, pp. 54–55
1.48%	Size of the FDIC insurance fund relative to the deposits it insures	§31, p. 55
$2 trillion	Stablecoin market the Treasury Secretary expects to become a major buyer of government debt	§33, p. 63
$5 billion	Revenue local governments lose in the first year of Amendment 3, per state economists	§34, pp. 66–67
20–25%	Share of Florida single-family rental homes owned by corporate investors, by estimate	§34, p. 67
27,000	Florida homes managed by Invitation Homes, the former Blackstone company	§34, p. 67
80,000+ acres / $230 million	Rural north Florida land bought by companies linked to hedge-fund manager Ruane Cunniff since 2017	§34, pp. 65–66
19 lobbyists / $150,000+	Lobbyists registered and political contributions made in two months for the Blue Ribbon land bill	§34, pp. 65–66
107–3	Florida House vote for the Blue Ribbon land bill	§34, pp. 65–66
626,600 acres	Florida land held by Farmland Reserve, the state's largest private landowner	§34, p. 66
~$8,000 → a few hundred	Annual tax on a $500,000 parcel before and after farm classification, in one law firm's illustration	§34, pp. 64–65
$15.00	Florida minimum wage per hour from September 30, 2026	§34, p. 68
52 cents	What a dollar saved in 2000 buys today, by the government's own price index	§29, p. 45
23 cents	What a dollar saved in 2000 buys of a Miami home today (Case-Shiller Miami index)	§29, pp. 45–46
–51%	Fall in Miami home prices from the December 2006 peak to the April 2011 bottom	§29, pp. 50–51
+339%	Rise in the Miami home price index from January 2000 to January 2026 (100 to 438.6), about 5.9% a year	§29, pp. 45–46
$195,000 → $1,200,000	One Miami-Dade house, 2000 sale versus 2026 sale: +515%, about 7.2% a year (publisher's account)	§29, p. 46
16¢	What a dollar saved in 2000 buys of that house today	§29, p. 46

Amount	What it is	Where the proof is
~$600,000	Discount on that house for standing in the 8.5 Square Mile Area instead of east of SW 187th Avenue (publisher's estimate: $1.2M vs. $1.8M for about five acres; roughly $240,000 vs. $360,000 an acre)	§29, p. 46
2,335 acres; 63+ homes	Land and residences in the 8.5 Square Mile Area the Army's December 2000 plan would have acquired or condemned, instead of protecting them as Congress ordered in 1989 (Garcia complaint)	§29, pp. 46–47
$14 million	Underground seepage wall approved in 2021 to protect Las Palmas from Everglades restoration flooding	§29, pp. 48–49
+77%	Rise in Miami home prices from January 2020 to January 2026 alone, about 10% a year	§29, pp. 50–51
$8.97 trillion	Peak Federal Reserve balance sheet (April 2022), up from about $0.87 trillion before the crisis	§32, p. 60
$764,400	Paid by Miami-Dade County to Florida Power & Light's for-profit wetland bank for 6.37 mitigation credits (2022)	§25, p. 39
$40 billion	Market value wiped out in about a week when the TerraUSD "stablecoin," backed by no reserves, collapsed (May 2022)	§31, pp. 55–56
0.1%	Share of the bitcoin FTX actually held of what its customers believed it held	§31, p. 56
10	Florida property insurers that went under in 2021–2023; their claims were funded by surcharges on other Floridians' policies	§32, pp. 60–61
$6.6 million	Tax revenue Sarasota and Manatee counties lost in one year to four developers' "rent-a-cow" Greenbelt claims	§34, p. 65
$48 million	FTC settlement paid by Invitation Homes over junk fees and withheld security deposits (2024)	§34, p. 67
$3 billion	Size of Nuveen's 2026 private farmland REIT, from the manager owned by teachers' pension giant TIAA	§35, pp. 68–69
~99,000 acres	Farmland owned by publicly traded REIT Gladstone Land, on 144 farms in 14 states including Florida	§35, pp. 68–69
10.15% vs ~2.6%	Average annual return on institutional farmland (NCREIF, 1991–2024) versus average inflation	§35, p. 69
$38.5 billion	Record outstanding business volume of Farmer Mac, the federally chartered farm-mortgage company (Q3 2026)	§35, p. 70
~49,500 acres	Florida land held by Alico, the former largest U.S. citrus grower turned land company	§35, pp. 70–71
13	Shell LLCs the SEC found the LDS Church's investment arm used to obscure a $32 billion portfolio	§35, p. 71
$21 billion	Conservation-easement tax deductions (2016–2018) challenged by the IRS as inflated	§35, pp. 71–72

PART ONE

The Argument, Not the Slogan

SECTION 1

What Webb alleges—and what he actually documents

At the opening of chapter I, Webb asserts that an immense transfer of collateral could follow a global debt contraction. His claim is not limited to brokerage accounts: he envisages losses affecting bank deposits, corporations, and debt-financed private assets. The scope of this allegation matters because the proof necessary for each class of property differs. A securities account involves the law of intermediated holdings; a checking account normally raises bank-deposit and insolvency rules; a mortgaged farm raises real-estate security law, foreclosure procedures, environmental restrictions, and valuation. One theory cannot make those bodies of law interchangeable. [1]

The book offers two kinds of material. One is concrete: discussion of dematerialization, security entitlements, collateral handling, bankruptcy safe harbors, clearing counterparties, and the appended legal questionnaire answered by the New York Federal Reserve. The second is interpretive: that these arrangements are components of a coordinated design for worldwide dispossession, accompanied by forecasts of a severe deflationary crisis. The first set can be tested against texts, agreements, and insolvency outcomes. The second requires evidence of coordination, causation, and future outcomes going well beyond proof that the legal arrangements exist.

The website's strongest use of Webb is therefore investigative rather than devotional. The existence of a custody chain justifies asking about legal interests. The existence of a safe harbor justifies asking which transactions are protected and why. The existence of a permit-driven mitigation market justifies asking who paid whom and under which legal instrument. None of those inquiries requires a conclusion in advance. Equally, none should be dismissed merely because an author places the evidence inside a sweeping political interpretation.

The MiamiDade.watch bankruptcy report already gives a local sequence: classification or designation, reduction of use, impairment of value, pressure on debt service, and possible bankruptcy or foreclosure. Its account is a hypothesis about a way a dispute may develop; it is not a finding that every classification causes each subsequent event. The credit-records report gives a different sequence: origin of a financial datum, transmission through furnishing or servicing channels, consumer reporting, error identification, and record-based challenges. Webb adds questions about the rights and priorities hidden behind the institutions that operate those channels. [2, 3]

> **Publication rule:** the site should never call a prediction a documented event, use a national pattern to prove a county-specific wrong, or use the existence of an intermediary to declare a debt unenforceable. The better claim is narrower and more useful: *formal ownership, enforceable claims, data custody, administrative power, and actual economic benefit must each be established from the correct record.*

SECTION 2

The two existing MiamiDade.watch reports are not redundant

Credit & Records Recovery System is arranged as a working manual: Module 0 introduces the debt machine; Module 1 maps reporting actors and suppliers; Module 2 concentrates on collecting and comparing source records; Module 3 addresses disputes; Module 4 addresses claimed violations and damages; Module 5 deals with litigation and foreclosure; Module 6 includes bankruptcy, liens, and wetland classification; Module 7 provides templates and tools. Its distinctive contribution is a **record-provenance method**. A balance, account number, date, owner name, derogatory notation, or public classification may be repeated in many downstream systems while resting on a much smaller number of original inputs. Repetition is not necessarily independent verification. [2]

Bankruptcy Restructuring for the Wetland-Impaired Farm begins elsewhere: with a landowner whose land-use position and property valuation are disputed. Part I sets out the regulatory-takings predicament, the proposed mitigation-credit economic pathway, and the role of §506 valuation. Part II reviews bankruptcy chapters and agricultural eligibility. Part III addresses the party in interest, claim proof, securitization and adversary proceedings. Part IV explores post-distress economic consequences and consumer-rights enforcement. Part V collects matrices and evidence tools. Its distinctive contribution is an **event-and-claims method**: what occurred to the parcel, what it did to value and cash flow, what creditors assert, and what a court is actually authorized to decide. [3] [7]

Webb's book is relevant to both reports because it challenges the public's intuitive picture of possession and ownership. But its chapter III Article 8 discussion does not automatically govern mortgages, land trusts, or government classifications. Its safe-harbor discussion does not mean a farm mortgage is protected by a securities-contract exception. Its collateral-management discussion does not mean a wetland mitigation credit is a rehypothecated brokerage security. Correctly keeping these systems apart makes the site more useful to an owner attempting to identify the appropriate documentary chain. [1]

The resulting research architecture has three ledgers. The **rights ledger** records each legal interest in the asset. The **evidence ledger** records what source supports each entry. The **consequence ledger** records what economic or procedural event actually followed. A fourth, **beneficiary ledger**, may trace payments or gains, but an economic benefit must not be confused with legal authority or proof of unlawful intent.

PART TWO

Close Study of the Ten Chapters

SECTION 3

Chapter I: Introduction — the claim of a debt-cycle endgame

Book location: PDF pp. 34–39; printed chapter pp. 1–6. Webb's opening chapter presents the universal-taking proposition, connects it to a long debt cycle, and employs money velocity as a warning indicator. The chapter's figure plots the velocity of money over time. Its legal argument, however, remains to be developed in later chapters. [1]

Velocity is a ratio of nominal economic output to a specified money aggregate. It can change because of output, money supply, preferences for liquidity, financial innovation, accounting definitions, or a combination. A fall in velocity may accompany economic weakness but does not identify the legal owner of a share, the enforceability of a lien, the right to reclaim collateral, or the intentions of regulators. If the claim is that declining velocity necessitates asset confiscation, that causal link requires evidence beyond the chart.

For the wetland-impaired farm, a genuinely testable debt-cycle question is narrower: did a documented regulatory event materially change the lender's assessment of collateral, the owner's repayment capacity, or the possibility of refinancing? The county's determination notice and supporting maps are different documents from the lender's underwriting file or a subsequent appraisal. They must be joined by dates and evidence, not by a narrative leap. A parcel could be classified as wetland without any loan default. A borrower could default for reasons unrelated to the designation. The argument becomes case-specific only when both pathways are documented.

For the credit-records manual, the same discipline applies to a financial statement. A reported obligation may arise from an actual contract; the person furnishing the data may differ from the person entitled to enforce it; a servicer may act for a principal; a debt buyer may rely on an electronic portfolio. Each proposition needs its own source. Webb supplies the reason to inspect systemic intermediation; the credit manual supplies methods for checking the record. Neither supplies proof about a particular person's account without that person's documents.

> **Questions this chapter raises:** Which money-velocity series was used? What is the precise claimed mechanism linking the series to forced transfers? Which class of property is under discussion? What transaction, ruling, or statute would actually transfer the asserted interest? What contrary economic explanation best fits the data? The answer is not obtained by assuming

> that every reduction in value constitutes a taking.

SECTION 4

Chapter II: Dematerialization — from certificates to account entries

Book location: PDF pp. 40–41; printed pp. 7–8. Webb describes the movement away from identifiable paper security certificates toward book-entry holding and centralized settlement. This is the historical and operational prerequisite for his later argument about entitlements and collateral control. [1]

A paper certificate, a directly registered security, an interest held through a broker, and an interest in a security owned by a fund do not necessarily create identical rights. In intermediated holding, an account holder typically sees a security credited on a broker statement while a depositary or nominee occupies a different role in the ownership and settlement chain. But the loss of an individual paper certificate is not equivalent to the loss of all property rights. Rights can be defined and protected by statute and by contract even when ownership is not expressed through physical delivery.

The MiamiDade.watch connection is not that a county deed is secretly a stock certificate. A parcel's title is ordinarily recorded through conveyancing and real-property systems. The useful methodological parallel concerns **record layers**. One record identifies the original asset; another identifies a participant who maintains the data; another identifies an agent who communicates with the individual; another records a security or regulatory burden. The report should show whether those layers agree and what any difference means.

A deed and a mortgage do not play the same role. A deed establishes an interest in land; a mortgage or other security instrument may burden that interest; a servicer's letter communicates about payment but does not alone establish who holds every enforceable right. Likewise, a wetlands layer in a geographic information system can be an indicator rather than a final adjudication of jurisdiction. The inquiry is always: what is the record's legal function, who created it, and what evidence does it rest upon?

Counter-reading: Centralized electronic recording may facilitate settlement and reduce operational risks. The possibility of operational or insolvency problems is a reason to study statutory safeguards, not proof that dematerialization was designed solely to strip ownership. The financial rights analysis belongs in Article 8 and the relevant agreements, not in an analogy to paper certificates alone.

SECTION 5

Chapter III: Security Entitlement — the book's legal center

Book location: PDF pp. 42–48; printed pp. 9–15. This is the chapter most often invoked to claim that a customer who holds a security through an intermediary has lost ownership. The actual statutory architecture is more conditional. Article 8 defines a *security entitlement* and provides both rights of entitlement holders and rules governing competing claims. UCC §8-503(a) recognizes a property interest in financial assets held by a securities intermediary for entitlement holders, generally excluding the intermediary's own creditors, subject to the statute's exceptions. Section 8-503(c) identifies how that interest is enforced against the intermediary. Section 8-511 addresses the potentially difficult priority of certain security interests and competing entitlement claims. [1] [4]

This is the point where the text of the law must appear beside Webb's inference. An entitlement holder has legal protection; that protection is not identical to ownership of a specific physical certificate. When an intermediary has a shortfall or has granted an enforceable competing interest, outcomes can depend on precise rules, agreements, and insolvency facts. The relevant question is **which rights survive a particular failure and in what priority**, not whether an account statement magically destroys all ownership claims.

Webb relies extensively on the appendix containing the New York Federal Reserve's response to a European legal-certainty questionnaire. The appendix is particularly valuable because its detailed questions concern custody chains, applicable law, entitlements, third-party claims and insolvency. But it is not an admission of the book's full worldwide-taking conclusion. The reader should compare each answer with the precise question and cited code section. A discussion of a shortfall must not be recast as a universal rule applying to every account in normal operation.

Credit-records integration: The word *owner* often appears ambiguously in consumer debt. A creditor may own a receivable; an investor may own securities backed by a pool of receivables; a servicer may collect installments; an agent may furnish credit information. The ownership of an asset-backed security is not the same as legal entitlement to collect a particular consumer's debt. A useful records review asks whether the entity claiming a right can establish that right under the law applicable to the obligation. It does not presume that securitization automatically nullified the debt.

Bankruptcy integration: In a property case, identify the note, mortgage, asserted holder, assignments where relevant, payment accounting and proof of claim. Bankruptcy claims procedure has distinct evidentiary and substantive rules. A security-entitlement claim under Article 8 and a secured-claim dispute involving land might both involve priorities, but their sources of priority are different. The common discipline is to make the claimant prove the correct category of right.

Primary sources: UCC §8-503, UCC §8-511, and Florida's implementation, Fla. Stat. §678.5031. [4, 5, 6]

SECTION 6

Chapter IV: Harmonization — common rules, cross-border outcomes

Book location: PDF pp. 49–57; printed pp. 16–24. Webb examines efforts to harmonize securities-holding systems across jurisdictions. He connects revisions and international legal discussions to a pattern in which intermediated claims and collateral rights receive standardized treatment. This is a complex chapter because it mixes enacted rules, committee projects, professional opinions, and the author's conclusion about their purpose. [1]

Harmonization may serve legitimate goals: predictable settlement, recognition of cross-border interests, avoidance of inconsistent conflict-of-laws rules, and liquidity. It may also affect the relative position of intermediaries, collateral takers, and beneficial holders. The direction and magnitude of that effect cannot be decided from the existence of a harmonization project. One must identify the adopted legal text, the jurisdiction, the applicable agreement, the timing, the insolvency exception, and the actual claimants.

For MiamiDade.watch, the comparison is structural rather than doctrinal. Landowners often encounter several overlapping classifications or permitting regimes: county, state, water-management district, federal jurisdiction, and recorded private interests. A property record may incorporate one agency's map without that map being a final decision by another. A USDA NRCS wetland determination, a Clean Water Act jurisdictional determination, and a Miami-Dade regulatory classification are not automatically identical. The controlling evidence and appeal routes must be identified separately.

The bridge to the credit manual is record convergence: different systems may store or propagate one piece of information while making it appear independently confirmed. The bridge to the bankruptcy manual is legal convergence: a disputed public classification may affect economic valuation even though the owner must contest the administrative decision through a different forum. Neither connection establishes a plan of coordinated dispossession. It establishes the need to know which system legally controls each decision.

SECTION 7

Chapter V: Collateral Management — mobility, reuse, and the beneficiary question

Book location: PDF pp. 58–63; printed pp. 25–30. Webb focuses on collateral-management infrastructure, including the book's Figure V.1 showing linkages among depositories. His concern is that movable financial collateral can be assembled, substituted, pledged and mobilized on a scale obscured from ordinary owners. Collateral mechanisms matter, but the word *collateral* covers several different arrangements. [1]

A pledge, secured loan, securities lending arrangement, title-transfer collateral agreement, repurchase transaction and custody arrangement do not give the same rights. Nor does an infrastructure diagram

prove that a particular asset was unlawfully transferred. A credible investigation separates the agreement granting rights from the operational ledger showing what was actually done. It then distinguishes consented reuse from misuse and distinguishes gross exposure from net exposure.

For the credit-records manual, this inquiry suggests a rights-chain worksheet: original loan or account; each sale or assignment of the receivable if evidenced; servicing delegation; collateral instrument; claims ledger; any securitization trust; and any account-level reporting. The worksheet should also show the limits of disclosure rights: not every investor-level contract is available to an individual consumer, and the absence of a document in a report is not necessarily proof that it never existed.

For the wetlands analysis, the most important correction is that **environmental mitigation credits are not automatically financial securities**. In a given transaction, mitigation credits may be created and released through an approved mitigation bank or other permitted arrangement, transferred under environmental rules, and purchased to satisfy a permit condition. To trace value, request the relevant bank instrument, authorized credits, release schedules, ledger transfers, permits, payment contracts and any easements. These documents may reveal who benefits; they may also reveal an ordinary transaction serving a legally required mitigation purpose.

A particularly useful investigative question is whether a landowner experienced impairment while someone else gained a separate, documentable right or payment. That requires a temporal comparison of parcel restrictions, purchaser obligations, credit availability, and actual transactions—not the unsupported assertion that all wetlands classification produces a revenue windfall for a favored actor.

SECTION 8

Chapter VI: Safe Harbor for Whom, and from What? — bankruptcy priorities

Book location: PDF pp. 64–67; printed pp. 31–34. Webb argues that bankruptcy-law protections were designed or expanded to advantage certain financial counterparties. The text to examine includes 11 U.S.C. §546(e), which limits specified avoidance actions relating to defined securities and financial transactions, and other provisions addressing treatment or termination of particular contracts, including §§555, 559, and 560. Those rules are real; their beneficiaries, conditions, and exceptions are more specific than the assertion that every secured lender is exempt from ordinary bankruptcy constraints. [1]

Bankruptcy safe harbors are contested policy choices. Supporters generally emphasize financial-market stability and reduced systemic contagion. Critics question whether exceptions to ordinary avoidance and stay rules can concentrate losses elsewhere or encourage private risk-taking. Both positions can be evaluated by examining legislative histories, court interpretations, transactions covered, and insolvency outcomes. The mere existence of exceptions does not establish that a specific mortgage foreclosure is subject to them.

The bankruptcy manual's Part III asks who holds the debt and lien, who is a party in interest, and whether a claimant can establish enforceable rights. That is relevant, but **a securities safe harbor is not a generic foreclosure defense**. A court may need to decide an ordinary claim objection, secured status, lien validity, or plan treatment without ever reaching §§546(e), 555, 559, or 560. Conversely, a truly covered financial contract may be affected by a safe harbor even though the farm owner never entered a brokerage relationship.

The useful cross-reference is the **priority map**: property interest, lien, perfection, applicable contract, claim allowance, statutory priority, potential avoidance provisions, and the bankruptcy chapter's treatment of secured debt. It is important to distinguish the legal existence of a lien from its allowed secured amount and from the creditor's right to a particular remedy. Section 506 addresses valuation for specified bankruptcy purposes; it does not mechanically erase a mortgage or create a guaranteed restructuring outcome. [7]

Primary sources: 11 U.S.C. §546, §555, §559, and §560. [8, 9, 10, 11]

SECTION 9

Chapter VII: Central Clearing Parties — concentrated counterparty risk

Book location: PDF pp. 68–74; printed pp. 35–41. Webb examines central clearing counterparties, which stand between parties to cleared transactions and manage margin, default and settlement obligations. His concern is that mechanisms presented as stabilizing may centralize losses and concentrate decision-making at a few critical institutions. He discusses default waterfalls, loss allocation and recovery or wind-down frameworks. [1]

A central clearing party's risk waterfall usually involves specified financial resources and rules; it is not a general authority to seize unrelated farmland. Claims that a particular member's assets can be called for additional margin or that losses can be mutualized need the applicable clearing rulebook and the transaction documents. It is also important to distinguish clearing members, clients, custodians, and ordinary account holders. A banking or trading crisis may have indirect consequences for credit availability without granting a CCP a direct property claim against any particular borrower.

For the two MiamiDade.watch reports, the useful lesson is **institutional dependency**. An owner may depend on a creditor for refinancing; a creditor may depend on a servicer, warehouse lender or capital market; a regulator may depend on mapped data or a consultant's interpretation. When a decisive record is generated upstream, downstream actors may rely on it without having independently examined the underlying facts. That should be tested with contracts, policies and decision records—not inferred from the fact that institutions are connected.

The critical distinction remains causation. A CCP default-management procedure is a defined market process; the loss of value on a farm after a regulatory determination is a different event. If researchers believe the first affected the second through credit tightening, they must identify the actual lender, market exposure, date, covenant, and denial or acceleration.

SECTION 10

Chapter VIII: Bank Holiday — historical intervention, deposits, and resolution

Book location: PDF pp. 75–89; printed pp. 42–56. Webb examines the 1933 bank holiday, gold-related actions, financial crisis narratives, resolution practices, bank derivatives exposure and digital-money concerns. This chapter supplies historical examples of extraordinary state action but contains multiple separate claims. They require separation rather than being treated as proof that each present-day intervention reproduces the same history. [1]

A bank deposit is ordinarily a creditor claim against a depository institution, subject to contractual arrangements, banking regulation, and applicable insurance or resolution regimes. It is not simply a bag of banknotes kept untouched in a vault. That observation is legally important, but different deposit products, custodial arrangements, insurance rules and institutional failures can produce different outcomes. An assertion about bank deposits should not be casually extended to brokerage custody, land titles, or environmental credits.

The chapter also moves from historical emergency intervention to concern about future changes in payment systems. A proposal for or study of central bank digital currency is not equivalent to an enacted seizure authority. Researchers should distinguish a concept paper, statutory authority, executive action, operational program and actual transaction. The burden of proof rises with the seriousness of the allegation.

The site can draw a narrower and defensible parallel: **emergency or administrative powers are not self-verifying**. Their legal authority, factual predicate, scope, affected persons, review procedures and practical consequences should be documented. In Miami-Dade, this means verifying what ordinance or statute supported an agency decision and whether the proper procedural record exists. In credit reporting it means verifying the legal duty implicated by a particular inaccurate record. In bankruptcy it means verifying the court order and the chapter-specific rule—not treating exceptional authority as unlimited power.

SECTION 11

Chapter IX: The Great Deflation — value, debt, and distressed transfers

Book location: PDF pp. 90–94; printed pp. 57–61. Webb revisits historical episodes of severe price declines and argues that an impending deflation will undermine asset values and enable collateral transfers. The economic mechanism is distinct from the asserted coordination: when nominal debts remain fixed while revenues or collateral values fall, debt service and refinancing can become more difficult. The magnitude, duration and universality of any future downturn are not established by analogy alone. [1]

For the wetland-impaired farm, the closest operational issue is **valuation under a changed legal-use scenario**. Before-and-after value cannot be proven by comparing an optimistic unrestricted sale price with a pessimistic restricted estimate unsupported by market data. Appraisal must consider the effective date, property rights appraised, legally permissible uses, actual constraints, comparable transactions, income, costs, and relevant uncertainty. It must also distinguish a restriction that predated purchase from one newly imposed, and a classification decision from the underlying physical conditions.

There may be two competing valuation narratives. The owner may assert that agency action eliminated economically viable uses or impaired financing. The agency may assert that the land was already subject to physical or legal constraints and that the decision merely recognized them. Evidence such as historical aerial photographs, soils, hydrology, drainage works, cultivation records, permits, prior delineations, and expert testimony determines the strength of each position. Neither side's position is established by the mere existence of a map.

The bankruptcy report appropriately focuses on §506 because collateral value can matter to secured-claim treatment. But value is determined in light of the purpose of valuation and the proposed disposition or use of the property; a single number is not universal for every proceeding. Eligibility, plan feasibility, protected liens, elections, treatment of claims, and chapter-specific constraints can be decisive. An appraisal may support a claim in one forum without resolving a distinct regulatory dispute in another. [3, 7]

SECTION 12

Chapter X: Conclusion — what follows, what does not

Book location: PDF pp. 95–100; printed pp. 62–67. Webb ends by calling for recognition and resistance to what he characterizes as an engineered global seizure. This is an advocacy conclusion that reaches beyond the more narrowly documentable legal structures examined earlier. The website should accurately report that conclusion while avoiding conversion of authorial conviction into a judicial or historical finding. [1]

Three conclusions are independently supportable. First, complex intermediary systems can make it difficult for individuals to identify their precise rights without reviewing definitions, contracts and statutes. Second, the ordering of claims matters intensely in insolvency. Third, state and private institutions may make decisions with substantial consequences for persons who have limited access to the underlying records. These justify transparency, disclosure analysis and careful documentation.

Three stronger conclusions remain unproven by the mere existence of those mechanisms. It does not follow that all securities holders possess no property interests; that all mortgaged property will be confiscated; or that Miami-Dade wetlands classifications are part of the financial mechanism Webb describes. To support any such proposition, the publication would need transaction-specific evidence, identified decision-makers, an applicable legal mechanism, and a traceable link between events.

The practical achievement of combining these works is not to announce that every asset is already lost. It is to define precisely **what would count as proof**. The user of the site should be able to trace an allegation from the event to an original record, from the record to the claimed authority, from the authority to an actual consequence, and from the consequence to a legally meaningful question.

PART THREE

The Federal Reserve Appendix: What the Source Can and Cannot Say

SECTION 13

Reading the appendix as a question-and-answer record

Book location: PDF pp. 101–131; printed appendix pp. 68–98. The appendix reproduces a response from the Federal Reserve Bank of New York to a European Commission Legal Certainty Group questionnaire. Its value is methodological: it makes visible institutional descriptions of U.S. law governing the indirect holding of securities. Its format also creates a risk of misleading quotation. A short answer appears within a carefully defined question, a specific type of asset, and a particular jurisdiction. [1]

A proper examination should first transcribe the question's scope, then identify the cited provision, then report the Fed's explanation, then analyze what is omitted. The major categories include the creation of securities accounts, the legal character of security entitlements, obligations of intermediaries, how competing claims are handled, what happens on a shortfall, transfers, secured interests, and cross-border matters. These categories are useful because they separate everyday functioning from exceptional failure conditions.

Consider the difference between saying that a customer generally holds an entitlement against an intermediary and saying that the customer has no protected property interest. The first describes a statutory holding structure; the second contradicts or at least oversimplifies the express property-interest provisions of §8-503. Likewise, a rule granting priority in specified circumstances is not a universal permission for a bank to take everything in every securities account. Qualifiers such as *to the extent*, *unless*, *subject to*, *in the case of*, and *for value* can determine the result. [4]

In MiamiDade.watch's own documentary work, the same method should apply to agency responses. A public-records answer does not necessarily confirm the truth of all underlying agency determinations. An absence of responsive records is not identical to proof that the event never occurred. A GIS screenshot may show a layer but not the source data or adopted legal standard. The investigator should preserve the precise question, response, scope, custodian, dates, and attachments.

> **Recommended source display:** a four-column comparison with (1) the appendix question or pinpoint reference, (2) the relevant statutory section, (3) the limited factual proposition the

answer supports, and (4) the broader allegation it does **not** resolve. A skeptical reader should be able to follow that comparison without trusting Webb, the Federal Reserve, or MiamiDade.watch as an unquestionable authority.

PART FOUR

How the Credit & Records System Extends the Inquiry

SECTION 14

From claimed ownership to provenance of each record

The credit manual's organizing insight is that a consumer cannot meaningfully challenge an unexplained adverse outcome without first identifying the underlying records. Its Module 2 calls for disclosures, data-chain tracing and source comparisons. This supplies an operational counterpart to Webb's discussion of indirect holdings. Where Webb emphasizes complex institutional relationships, the manual asks how information actually passes between the participants. [2]

Begin with the **obligation layer**: original agreement, charges, disbursements, payment terms, amendments, notices, and account history. Next is the **interest layer**: the entity claiming to own or enforce the obligation, any transfer, trustee or agent role, and the applicable law. Then the **communications layer**: servicer statements, collector notices, reporting submissions, disputes and reinvestigation results. Finally, the **consequences layer**: a credit decision, collection action, court filing, damage or correction. A proper file does not assume that these layers carry the same name or that a discrepancy establishes fraud.

The manual's Module 0.2 discusses the creation and sale of loans, securitization, and systems such as MERS. That is an appropriate starting point for questioning the allocation of rights, but further care is required. A mortgage note may be enforceable under rules that do not require its current beneficial economic owner to appear on a county deed record in the way a layperson expects. A securitization trust may hold interests through specified arrangements, while servicing rights are delegated. Consumer reporting agencies have duties about accuracy and dispute handling, not a general duty to adjudicate every sophisticated claim to beneficial ownership of a securitized note. [2]

Similarly, a reporting error and an unenforceable underlying debt are different propositions. An account can be owed even if a report contains an incorrect date; a report can be correct even if a particular collector cannot establish its own standing to sue; a debt may be unenforceable under a limitation rule without automatically becoming factually nonexistent. The site should give readers this distinction explicitly because conflating these outcomes risks misleading them.

A usable records matrix should have the following columns: asserted fact; source custodian; original document; copy or data extract received; transaction date; applicable requirement; conflicting

evidence; unresolved issue; consequence; and status. The matrix should include source links, not merely an allegation field. It should separately label verified documentary contradictions, plausible but unverified inferences, and claims disproved by the records.

SECTION 15

Why public records and consumer reporting must be separated

The credit manual also addresses wetland classification in Module 6.6. That cross-reference is useful for method, not for legal interchangeability. FCRA consumer-reporting provisions govern covered consumer reports and furnishers under particular conditions. A county environmental designation, a federal wetland determination, and an assessor's property classification are governed by other statutes and procedural frameworks. A consumer reporting dispute letter cannot simply be repurposed into a request that DERM reverse a wetlands decision. [2]

What can be transferred is the discipline of **data lineage**. An environmental record investigation asks for the originating wetland delineation, soil and water evidence, date of observation, photographs, adopted mapping conventions, official decision, reviewer notes where subject to disclosure, and later database changes. A financial record investigation asks for account histories, instruments, transfer records where accessible, disputed fields, correction history, and communications. These data classes differ, but each can be arranged into an audit trail.

Particular care is necessary about deadlines. The federal administrative review process for an NRCS decision is not the same as an Army Corps jurisdictional determination challenge, a state environmental permit proceeding, a county enforcement dispute, or a constitutional takings claim. A public website that offers a single deadline for "wetlands" without specifying the agency and decision type creates avoidable risk. The correct public-facing rule is to identify the actual decision letter and governing procedure before attributing any response period to it.

The most powerful result of the combined works is a demand for **explainable authority**. A creditor should not be treated as the same as a reporting furnisher merely because both use the same account number. An agency should not be treated as having adjudicated jurisdiction merely because a map is displayed on its website. An investor should not be treated as the borrower's creditor solely because it holds a security associated with a loan pool. Each claim depends on its own legal relationship.

PART FIVE

How the Bankruptcy Manual Extends the Inquiry

SECTION 16

The distinction between the debt, the lien, and the collateral's value

The bankruptcy manual's Part III emphasizes the identity and enforceability of the creditor's claim. That emphasis connects to Webb's treatment of priority, but the doctrines are different. One question is whether an obligation exists and is enforceable. Another is whether a lien attaches to property and is perfected or otherwise effective against competing interests. A third is the value of the creditor's interest in property of the estate for the specific bankruptcy purpose. A fourth is how a confirmed plan treats the claim. A claimant can prevail on one question and face restrictions on another. [3]

Section 506(a) supplies a framework for determining secured status in relation to collateral value. Its text states that value is determined in light of the purpose of valuation and proposed disposition or use. That makes the appraisal date and factual assumptions central. It does not mean every underwater loan can be freely reclassified, every principal balance erased, or every lien stripped. Real-estate mortgages, homestead protections, Chapter 12 agricultural rules and other chapter-specific limits can materially alter the result. [7] [13]

The manual also discusses claims objections, adversary proceedings and evidence from SEC filings. SEC/EDGAR materials may help identify securitization structures or transaction parties; they do not always establish exactly who may enforce a particular note in a particular state proceeding. A challenge requires the correct governing instrument, transaction history, and procedural standard. An affidavit or assignment may be contested on appropriate grounds, but an allegation of "Wall Street ownership" alone does not identify the defect.

A combined inquiry should distinguish the following: **the borrower owes a debt**, **a claimant is entitled to enforce**, **a mortgage secures the obligation**, **a lien has a particular priority**, **collateral is worth a specified amount for a specified purpose**, and **the bankruptcy court may afford specified treatment**. Collapsing those into "the bank owns the property" destroys the precision needed to analyze real creditor power.

SECTION 17

The regulatory classification as a potentially separate source of loss

Part I of the bankruptcy report proposes that a wetland designation or mitigation-credit burden may impair the value of an agricultural parcel and trigger debt pressure. The critical term is *may*. Whether a classification affects value depends on the actual land, historic lawful uses, applicable restrictions, remaining permitted activities, permit opportunities, and costs. Whether it triggers default depends on the contract, payments, financial covenants, lender response and other circumstances. [3]

An owner may possess compelling evidence that an agency relied on a faulty delineation, disregarded drainage history, or misapplied a rule. That dispute should be developed on its own merits. The creditor dispute should be developed on its own merits. An agency's error does not automatically make a loan unenforceable; a valid loan does not make an agency classification correct. A bankruptcy case does not necessarily extinguish the need to challenge the administrative decision in the correct process.

The companion manual's "dual-track" concept captures the distinction. One track concerns the parcel's status, the government's legal authority, factual evidence and available review. The other concerns payment obligations, lien rights, property value, chapter eligibility, feasibility and court procedure. A causal connection between the tracks requires evidence—for example, an appraisal that explicitly changes value because of a dated final agency action, followed by a specified lender decision. That kind of chain is more persuasive than calling a permit requirement "confiscation" without tracing any financial or legal consequence. [3]

A separate **mitigation-credit trail** may reveal a beneficiary. It must identify whether the parcel itself generates credits, whether an off-site bank sells credits to satisfy an applicant's obligation, who approved them, when credits were released, and the price and buyer if documented. Credit release is not the same thing as government ownership of the original parcel. A fee is not the same thing as a sale. Regulatory restrictions can be severe without fitting Webb's securities-law mechanism.

SECTION 18

What constitutional property protections add—and what they require

The Fifth Amendment's Takings Clause, applied to states through the Fourteenth Amendment, provides a constitutional framework for assessing government action that takes private property for public use without just compensation. Regulatory-takings analysis is fact-dependent, involving the nature of the asserted property interest, the scope and effects of the regulation, and relevant Supreme Court doctrine. A government restriction does not automatically create a compensable taking. Conversely, formal retention of title does not automatically defeat a takings claim.

Florida also has independent protections and statutory routes, including the Bert J. Harris, Jr., Private Property Rights Protection Act, Fla. Stat. §70.001, which the Legislature describes as distinct from

constitutional takings law. Whether a particular claimant qualifies and whether the statutory requirements are met is a separate matter. The existence of these protections is an important counterweight to any suggestion that governmental classification power is unlimited or immune from scrutiny. [146]

For a serious MiamiDade.watch investigation, the evidentiary path should run in this order: identify the property interest; identify the exact governmental action; state the statutory authority asserted; document lawful uses before and after the action; identify the administrative record; document the economic consequences; and then evaluate the applicable legal test and procedural route. A claim grounded in those facts can challenge government authority directly without needing to prove a worldwide collateral scheme.

The institution's position also has to be described fairly. Environmental regulators may rely on hydrologic conditions, soils, vegetation, statutory definitions and permitting standards. The owner may dispute methods, evidence, jurisdiction, historical conditions, causation, exemptions or procedural compliance. The publication's responsibility is to present both positions at the level of the record, not to assume that an agency's professional designation is either conclusive or automatically fabricated.

PART SIX

A Miami-Dade Evidence Protocol

SECTION 19

The complete chain for one disputed parcel

An investigative article should begin with a single identifiable parcel and a chronology, not a theory. Establish the legal description, ownership chain, recorded interests and actual cultivated or developed use over relevant years. Preserve tax, lease, permit, agricultural, photographic and survey records. Then identify each agency determination, the date, legal authority cited, underlying exhibits, notices, and any requested reconsideration or challenge. The record should distinguish draft GIS data from a final order or permit condition.

The next layer is economic. Obtain dated appraisals or credible valuation evidence, lender notices, maturity dates, loan terms, payment histories, changes to credit facilities, loan-to-value requirements, tax consequences, and any documented inability to pursue particular permitted uses. Do not declare that the designation "caused bankruptcy" because a property later entered bankruptcy. Show whether the designation preceded the financial consequence and whether the lender actually relied upon it. Account for alternative causes such as preexisting arrears, market declines, financing structure, insurance costs, or other restrictions.

The third layer is beneficiaries and transfers. Where mitigation is implicated, identify the permittee and mitigation mechanism, the provider of credits, the authorizing instrument, ledgers, credits released or withdrawn, price or payment evidence, and recorded interests. Identify any acquisition or easement interest separately. The fact that a private mitigation bank earned revenue is not by itself proof of misconduct; the relevant question is whether government action was lawful and whether the transaction created conflicts or unlawful consequences documented in the record.

The fourth layer is process. Record exactly what access to evidence was provided, who made the decision, what procedures governed hearing or appeal, what was filed, what the agency answered, what the decision actually held, and what remains unresolved. A public-records response should be linked by file name and date; summaries should distinguish quotations from conclusions. Where records cannot be obtained, the page should say so rather than filling the gap with conjecture.

> **Case-dossier standard:** Every significant accusation on MiamiDade.watch should be accompanied by a transparent status—verified by a primary record; reported by a party; inferred from a set of facts; contested by another record; or not yet verified. This protects the reader's

> ability to judge while preserving the owner's ability to make substantive criticism of government and private institutions.

SECTION 20

The rights, evidence, consequence, and beneficiary ledgers

Ledger	Core question	Records that can answer it	Frequent analytical mistake
Rights	Who possesses which legally enforceable interest?	Deed, lien, note, account agreement, UCC filing, agency order, statute	Treating use, title, lien and custody as synonyms
Evidence	What original record supports the assertion?	Dated source file, metadata, official response, certification, court exhibit	Treating repeated database entries as independent proof
Consequence	What actually changed because of the act?	Appraisal, denial letter, permit condition, payment record, foreclosure filing	Replacing causation with chronology alone
Beneficiary	Who received money, an asset, or a legal benefit?	Contract, invoice, credit ledger, bank instrument, public acquisition record	Assuming any financial gain establishes a conspiracy
Procedure	Was the decision made under the applicable legal process?	Notice, hearing transcript, rules, order, appeal record	Assuming the existence of a final result proves lawful process

A complete dossier should also record the **best contrary evidence**. If an agency has a soil survey inconsistent with the owner's hydrology evidence, publish or accurately describe it. If the bank has a complete note-and-assignment history, the site should not claim that ownership is untraceable. If a mitigation-credit transaction occurred outside the contested parcel and without economic linkage, say so. The objective is to determine what happened, not to make every branch of the evidence converge on a conclusion written beforehand.

SECTION 21

A model hypothetical, not a factual allegation

Assume a farm has a documented history of cultivation. An agency later issues a specific wetland decision that a lender uses in a new appraisal. The lender declines refinancing when a loan matures. A permit applicant separately purchases mitigation credits to undertake another project. The owner alleges that the original classification was erroneous and economically ruinous. The researcher must **not** leap from these four events to the conclusion that the lender, agency and mitigation bank formed a single plan.

Instead, test each arrow: Was the classification final and legally operative? Was the appraisal based on that decision? Was the refinancing denial dependent on the appraisal? Did default actually follow? Did any credit sale relate to the same property or a permit obligation arising from it? Did a decision-maker have an undisclosed financial interest? Did the owner retain meaningful uses? Did agency or lender records contradict their stated reasons? These are questions about actual evidence, not rhetorical similarity to Webb.

If the arrows are confirmed, a strong account can identify the specific mechanism of harm and the actual beneficiary. If they are not, the site should preserve the unresolved questions and avoid imputing motive. In either case, the property owner gains something more valuable than an attractive slogan: an accurately mapped record capable of independent examination.

PART SEVEN

Claims, Counterclaims, and Primary Authority

SECTION 22

Claims that should not be allowed to collapse into one another

Proposition	What the available source supports	What would be needed for the stronger claim
Intermediated securities ownership is legally different from holding a paper certificate	Article 8 and the book's source discussion	Particular account terms and applicable law to identify a customer's actual rights
Holders of security entitlements have no protected property rights whatsoever	**Not supported as a categorical statement**; §8-503 expressly recognizes a property interest	Proof of a specific exception, shortfall, competing interest or enforceable limitation
Some financial transactions receive specialized bankruptcy protection	Identifiable statutory safe harbors and case law	Showing a given contract falls within the defined protection and its exceptions
A mortgage was securitized	A pool, trustee, filing or transaction may be evidenced	The relevant instruments and state law to identify who may enforce a particular loan
A wetland designation impaired a parcel	Possible, but fact-dependent	Dated decision, lawful-use analysis, appraisal and parcel-specific evidence
Impairment caused default or foreclosure	A plausible causal pathway, not a necessary consequence	Loan history, lender reliance, default chronology and alternative-cause analysis
Mitigation credits create economic beneficiaries	Credit transactions and sale proceeds can be documented	The instrument, ledger, buyer, seller, payments, parcel relationship and legality
The world's collateral system was designed to seize all property	Webb argues this	Much more extensive evidence of coordinated design, authority and implementation

The distinction between a legal rule and a government or institutional interpretation deserves special emphasis. For example, the Federal Reserve appendix is an institutional explanation, not legislation.

The agency may accurately describe Article 8 while leaving practical concerns unresolved. Conversely, Webb may identify a real legal vulnerability while overextending the conclusion that follows from it. MiamiDade.watch should subject both to the statute itself and to the actual facts of the disputed transaction.

SECTION 23

Primary-source reading room

Webb's original work. The Great Taking — official full-text and download page. The attached research copy used for this publication identifies version 1.4, February 12, 2024, and contains 136 PDF pages. The author's copyrighted original is not reproduced on MiamiDade.watch.

The two existing MiamiDade.watch works. Credit & Records Recovery System, especially Modules 0.2, 2, 5, 6.2 and 6.6; and Bankruptcy Restructuring for the Wetland-Impaired Farm, especially Parts I, II, III and V.

Securities entitlements. UCC §8-503, UCC §8-511; Florida §678.5031. Applicable state enactments and account agreements matter. [4, 5]

Bankruptcy. 11 U.S.C. §506, §546, §1111, Chapter 12, §555, §559 and §560. Their applicability is transaction- and chapter-specific. [7, 12, 13]

Florida property rights. Fla. Stat. §70.001 — Bert J. Harris, Jr., Private Property Rights Protection Act. Constitutional takings doctrines require relevant Supreme Court and Florida authority as well as property-specific facts. [146]

Records law and agency jurisdiction. Official consumer reporting materials and the FCRA should be consulted for covered consumer reports; environmental decisions require the applicable agency's statute, administrative rules, permit and order. Neither consumer-reporting law nor the federal securities rules should be treated as a substitute for local environmental jurisdiction.

SECTION 24

Conclusion — the case for a documented investigation

A reader should finish this research understanding three separate things. First, *The Great Taking* contains serious questions about how law allocates interests and losses in modern financial systems. Second, the MiamiDade.watch credit and bankruptcy reports provide tools and scenarios for inspecting records and consequences, but those scenarios have to be tested against actual transactions. Third, a real-property or government-overreach investigation becomes strongest when it states the precise right impaired, the act that impaired it, the documentary evidence, and the available competing explanation.

The central connection among these works is not that a stock account, a consumer debt, and a wetland-impaired farm are legally identical. It is that owners and citizens may be harmed when legal authority, financial power, technical classifications, and records are exercised without adequate

transparency or meaningful examination. In each context, the proper response is to distinguish the legal interests, reconstruct the source data, trace the chain of decisions, and expose contradictions in the public record.

> **MiamiDade.watch's independent position:** An individual should not be required to surrender the meaningful use of property, accept an unsupported financial claim, or acquiesce to an unexplained government decision merely because the opposing institution is larger, more specialized, or better resourced. At the same time, the website will not present hypotheses as proven facts. Its commitment is to evidence that allows citizens—not just institutions—to judge the legitimacy of the powers exercised over them.

This research is informational and educational, not legal, financial, tax, or investment advice. Statutes, interpretations and procedural deadlines require current verification for any specific dispute. The author of *The Great Taking* has not endorsed this commentary.

PUBLISHER'S POSITION

The Partnership: Inflation, Currency, and the Next Form of Money

SECTION 25

The partnership

The main page of MiamiDade.watch states the publisher's thesis in its own words:

> **THE PARTNERSHIP.** For 100+ years, government and Wall Street have operated as one financial architecture. Government creates the power, debt, guarantees, subsidies, restrictions, and mandates; Wall Street converts them into markets, securities, credit, collateral, fees, and profit.
>
> Environmental regulation is another layer: restrict the land, mandate mitigation, create the credit, impose the fee, manufacture financial demand.
>
> Then fragment the accounting. Split the money, liabilities, contracts, and beneficiaries across agencies, funds, authorities, registries, and ledgers. Add political theater, debt-ceiling theater, balanced-budget theater, bureaucratic fog, and an education system that rarely teaches citizens how public finance actually works.
>
> **CREATE THE POWER. CREATE THE MARKET. MONETIZE THE OBLIGATION. FRAGMENT THE BOOKS. PROTECT THE INSTITUTIONS. PRIVATIZE THE PROFIT. SOCIALIZE THE LOSS. KEEP THE COMPLETE TRANSACTION OUT OF VIEW. TAX THE CITIZEN.**

The publisher adds a principle that runs through every step of the sequence:

> **Too much information is purposely created to misinform, not to enlighten.**

Information as camouflage. The claim is not that information is withheld, but that volume, complexity and favorable framing are used to keep the complete transaction out of view. Several examples in this paper fit that description. The 2005 law that widened bankruptcy protections for financial contracts was titled the Bankruptcy Abuse Prevention and *Consumer Protection* Act, and its

financial-contract provisions drew little public attention beside its consumer rules. [27, 49] AIG named the banks that received its bailout payments only after congressional demands. [30, 64] Products marketed as "OpenAI tokens" conveyed no OpenAI equity. [42] Headline inflation figures rest on published but rarely read methods that estimate housing costs and largely exclude homeowners' insurance. [18, 102]

The most direct example is from Florida's 2026 ballot. On August 3, 2026, Leon County Circuit Judge David Frank ruled that the Legislature's title and summary for Amendment 3, "Save Our Homes from Excessive Property Taxes," were "clearly and conclusively defective." He found the title more akin to a political slogan than a neutral description, found "Save Our Homes" misleading because the amendment has nothing to do with Florida's existing Save Our Homes assessment cap, found that the summary's claims that the amendment benefits taxpayers, protects small businesses and ensures fairness were misleading, and found that it omitted a material fact: that the amendment could shift control over some local property-tax spending from cities and counties to the Legislature. The Attorney General rewrote the language before the vote. Official language presented to voters on a constitutional change was, by a court's finding, advocacy rather than information. [46, 47, 48]

> "clearly and conclusively defective" … "more akin to a political slogan"
>
> — Leon County Circuit Judge David Frank, on the State of Florida's Amendment 3 ballot title and summary (August 3, 2026)

> **Status — Documented examples; Inference as to purpose.** These cases document information that was misleading, incomplete, late or framed to persuade. Whether the excess and complexity of financial and public information is created *in order to* misinform, rather than arising from specialization, lobbying and institutional self-protection, is the publisher's inference.

The publisher adds a second principle, which explains why the first one works:

> **Economic truth is hard to swallow.**

Why the truth gets rejected. The numbers in this paper are not hidden. The Bureau of Labor Statistics publishes how it removed home prices from the inflation index. The Federal Reserve publishes who owns the nation's wealth. The FDIC publishes what it does not insure. Most people still do not act on these facts, and the reason is not that the facts are unavailable. It is that accepting them means accepting things people would rather not believe: that savings are losing value even when the official rate says they are not, that the rent is not a personal failure but a measured outcome, that

the bailout was paid for by people who were never asked, and that the institutions people trust to protect them are often protecting themselves first. A comforting number is easier to accept than an uncomfortable fact. The system does not have to hide the truth when it can rely on people preferring not to look at it. This paper asks the reader to look. [102, 25, 22]

REAL-LIFE CASE

The warning came three months early. On August 18, 2022, the FDIC sent a cease-and-desist letter to FTX US and its president, Brett Harrison. He had tweeted that employers' direct deposits to FTX US were "stored in individually FDIC-insured bank accounts." The FDIC said the statements were false and misleading. [98, 99, 100] The same day it sent letters to four other companies for implying deposit insurance where none existed. Weeks earlier, on July 28, 2022, the FDIC and the Federal Reserve had sent a joint letter to Voyager Digital over its deposit-insurance claims. Voyager was already bankrupt. [171] The warnings were public, on government letterhead and in the news. FTX collapsed in November 2022 anyway, and its customers became creditors (Section 31, p. 56). An Independent Community Bankers of America survey found that 35 percent of Americans did not know that banking laws do not apply to crypto. *Status: Documented.* [101]

REAL-LIFE CASE

Miami bought the top. Miami home prices peaked in December 2006 and fell 51 percent by April 2011 (Case-Shiller [110]; Section 29, pp. 50–51). Buyers who bought at the top had heard the warnings about subprime lending and rising prices. Many decided it would not happen here, and the price data shows it did. *Status: Documented as to prices; the public mood is the publisher's account.*

REAL-LIFE CASE

The warning from inside. In 1998 Brooksley Born, chair of the Commodity Futures Trading Commission, warned that unregulated over-the-counter derivatives were a danger. [155] She was overruled, and in 2000 Congress exempted most of those contracts from oversight. [155] In 2008 those same contracts brought down AIG, and taxpayers carried the rescue (Section 32, p. 58) [30, 154]. *Status: Documented.*

REAL-LIFE CASE

The rent in North Miami Beach. The official index says the cost of living rose 94 percent since 2000. [65] One 2/1 apartment went from $450 to $2,100, an increase of 367 percent

(Section 30, p. 53). The tenant does not need an economist to see the gap. What is hard to accept is what the gap means: the official number was never measuring that tenant's life. *Status: Publisher's account; CPI figures Documented.*

WHAT THE OFFICIAL NUMBER SAYS VS. WHAT MIAMI-DADE PAYS: INCREASE 2000–2026

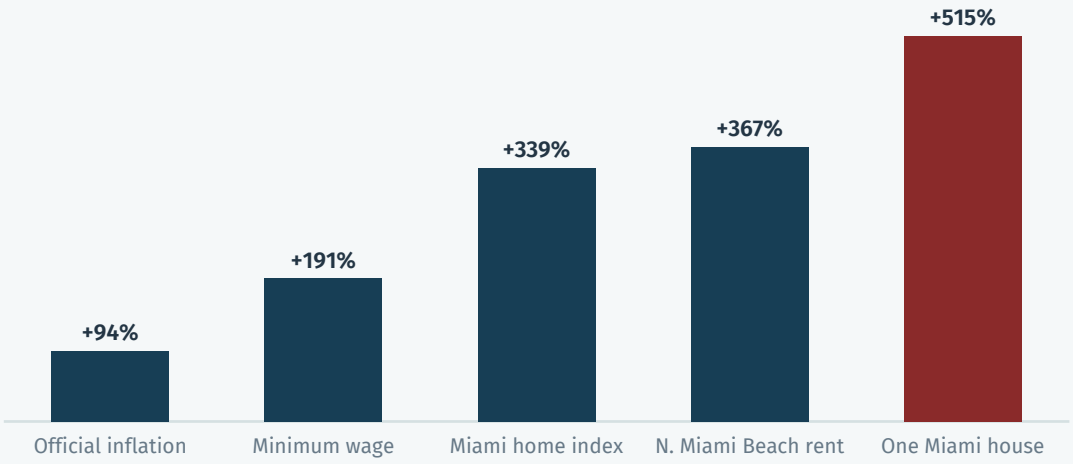

Percent increase, 2000 to 2026. CPI-U annual averages 172.2 to 333.9 (BLS). Minimum wage: federal $5.15 in 2000; Florida $15.00 from Sept. 30, 2026. Miami home prices: S&P CoreLogic Case-Shiller Miami index, 100 to 438.6. Rent: one unit, $450 to $2,100, as reported by the publisher. One Miami house: $195,000 sale in 2000, $1,200,000 sale in 2026, as reported by the publisher.

The sections that follow test that sequence against the record. Each of the nine steps can be matched to documented examples; what remains inference is the claim that the steps operate as a single, deliberate architecture rather than as a set of institutions pursuing their own incentives through the same channels. The map below shows where each step is evidenced in this paper and how strong that evidence is.

Step	What it means in practice	Documented example in this paper	Status
Create the power	Government issues debt, guarantees, mandates and restrictions	Fed 2 percent inflation target (§29, p. 45); FDIC guarantees and the systemic-risk exception (§31, p. 55); FDIC-guaranteed bank debt in 2008 (§32, pp. 59–60); GENIUS Act framework (§31, pp. 54–55)	**Documented**
Create the market	Private finance converts public power into tradable products	Stablecoins built to hold Treasury bills (§33, p. 63); tokenized Treasury funds used as loan collateral (§33, p. 62); securitization and security entitlements (Part Two, Ch. III, §5, p. 15)	**Documented**

Step	What it means in practice	Documented example in this paper	Status
Monetize the obligation	A regulatory burden becomes a revenue stream	The law that requires mitigation and licenses private mitigation banks, and Miami-Dade County's 2022 purchase of credits from FPL's for-profit bank (§25, p. 39); how to trace such transactions (§7, p. 16, §17, p. 27, §19–21, p. 29)	**Documented** mechanism and transaction; full beneficiary ledger not yet traced
Fragment the books	Money, liabilities and beneficiaries split across many custodians	Records dispersed across agencies, servicers, trustees and registries (§14–15, p. 24; Part Six, p. 29); CPI method and data gaps (§30, p. 52)	Documented condition; Inference as to purpose
Protect the institutions	Law shields financial firms in a crisis	2005 bankruptcy safe-harbor expansion (§8, p. 17; §32, p. 57); systemic-risk exception for failed banks (§31, p. 55); Florida SB 2-A (§32, p. 57)	**Documented**
Privatize the profit	Gains from the rescue go to those with capital	Berkshire–Goldman terms (§32, p. 59); OneWest/IndyMac profits (§32, p. 58); post-2008 foreclosure purchases (§32, pp. 57–58)	**Documented**
Socialize the loss	The public absorbs losses through guarantees and debt	AIG counterparties paid in full (§32, p. 58); FDIC loss-share (§32, p. 58); public balance sheet "leveraging up" (§32, p. 60)	**Documented**
Keep the complete transaction out of view	Beneficiaries disclosed late, partially or not at all	AIG named its counterparties only after congressional demand (§32, p. 58); tokenized ownership rights legally unclear (§33, pp. 62–63); Amendment 3 ballot language ruled misleading by a court (§25, p. 36)	Documented examples; Inference as to intent
Tax the citizen	The bill arrives as inflation, fees and shifted taxes	Gradual devaluation as policy (§29, p. 45); Greenbelt shift (§34, pp. 64–65) and Amendment 3 cost-shifting to renters (§34, pp. 66–67)	Documented mechanisms; Inference as to distribution

REAL-LIFE CASE

Miami-Dade pays a utility for the right to build. In south Miami-Dade, next to the Turkey Point nuclear plant, Florida Power & Light owns the Everglades Mitigation Bank, a site of about 13,249 acres that the company runs as a private, for-profit wetland mitigation bank. [51, 52] Anyone who must destroy wetlands elsewhere to build can buy "credits" from it to satisfy the permit. In 2022 Miami-Dade County itself bought 6.37 saltwater mitigation credits from FPL's bank for $764,400, about $120,000 per credit, so that it could obtain state permits to build wastewater treatment infrastructure at its North District plant. [50, 177] In 2017 the City of Sunrise paid FPL more than $85,000 for seven-tenths of a single credit. [51] A rule restricts land; a permit requires mitigation; a utility sells the credit; a county pays with public money. That is "monetize the obligation" in a single transaction, in Miami-Dade, on the public record.

THE FULL RECORD OF THE TRANSACTION

What the county bought, and why. On May 3, 2022 the Board of County Commissioners approved, as agenda item 8(O)(1), a Mitigation Credit Purchase and Sale Agreement with Florida Power & Light for 6.37 saltwater mitigation credits from the FPL Everglades Mitigation Bank, at a total cost of $764,400. The credits offset the clearing and filling of 17 acres of salt-tolerant wetlands, with 2.2 acres preserved, on a 27-acre county parcel next to and south of the North District Wastewater Treatment Plant on NE 151st Street in North Miami. The parcel is needed for new treatment works that the county must build under Florida's Ocean Outfall law, Section 403.086(10), Florida Statutes, which requires utilities to end the normal use of ocean outfalls. The work required a state Environmental Resource Permit from the Florida Department of Environmental Protection (No. 13-0372409-004-EI) and a federal Section 404 permit from the Army Corps of Engineers. [50, 177, 181]

Why FPL was the only seller. The Mayor's memorandum states that FPL operates a saltwater mitigation bank in the southern part of the county, that its credits are permitted by the state Department of Environmental Protection, the Army Corps of Engineers and Miami-Dade's Department of Regulatory and Economic Resources, and that there are no other saltwater mitigation banks available for the project. The county budgeted the purchase in its Water and Sewer capital plan, to be paid from a federal WIFIA loan, wastewater connection charges and wastewater special-construction funds: money ultimately repaid by ratepayers. [50, 177]

The law that creates the market. Filling a wetland requires a federal permit under Section 404 of the Clean Water Act [193]. Since 2008 the federal compensatory-mitigation rule has required permit holders to offset unavoidable losses and has given a preference to credits bought from an approved mitigation bank [180]. Florida law authorizes the Department of Environmental Protection and the water management districts to permit private mitigation banks, award them a number of credits and set a schedule for releasing those credits for sale; the Department's banking rule took effect on February 2, 1994, and the agency keeps a public ledger of every credit withdrawn [178, 179, 195]. Miami-Dade adds its own wetland permits under Chapter 24 of the County Code [194]. FPL's bank, created in 1995 on about 13,249 acres beside Turkey Point, sells credits to developers, governments and other property owners who need them to build [51, 52].

Status — Documented (law and transaction). The rule that restricts the land, the permit that demands mitigation, the private bank that sells the credit and the public money that pays for it are all on the public record. Not yet compiled: the bank's full sales ledger for Miami-Dade buyers and the total public money paid to it, which the Department's published ledgers and county agenda records can answer.



The publisher's nine-step sequence. Each step is tested against the record in the map that follows.

The "100+ years" framing is consistent with the timeline of the modern system, from the creation of the Federal Reserve in 1913 and federal deposit insurance in 1933 to the guarantees of 2008 and the digital-dollar framework of 2025, but whether these institutions have operated as "one financial architecture" is the publisher's interpretation. The references to political and budget "theater" and to gaps in public financial education are the publisher's opinion and are presented as such.

SECTION 26

The thesis in plain terms

MiamiDade.watch's own explanation of the system is simpler than Webb's. **The financial system will always reinvent itself.** A future economic collapse, of whatever kind, will not be settled in a single dramatic seizure. It will be paid for over time through inflationary cycles. Those cycles are built into a deliberately complex financial system that devalues old debt by creating newer, more expensive debt to replace it. Each crisis also does something else: it **shakes the tree**. Households without a cushion are forced to sell or lose what they built, those with capital collect it at the bottom, and the recovery flows to whoever owns the assets. The laws written in the aftermath tend to protect the institutions rather than the citizens, and those in charge are rarely held personally responsible. The

next round is already being built: a digital money and a tokenized market of claims-on-claims that carry no deposit insurance, and a tax structure in Florida that shelters land and investment property while the people who rent and earn wages carry the cost.

This position runs nearly opposite to *The Great Taking*. Webb's mechanism depends on **deflation**: debts stay fixed while asset values collapse, borrowers default, and secured creditors take the collateral. MiamiDade.watch's mechanism depends on **inflation**: the cost of a crisis is spread across years of rising prices, eroding the real value of savings and of old fixed-rate obligations, while new borrowing is issued on costlier terms. In Webb's account the system ends in a taking. In this account the system bends, reprices and continues, and the bill is paid quietly by savers, wage earners and new borrowers.

> **Status labels used in this chapter.** Each claim below is labelled under the same editorial standard this paper applies to Webb: **Documented** (supported by a primary or official record), **Inference** (a conclusion drawn from documented facts that others may read differently), or **Prediction** (a forecast that only future events can confirm). Publishing the labels is deliberate. A position that holds itself to the standard it demands of others is harder to dismiss.

SECTION 27

Where MiamiDade.watch agrees and disagrees with Webb

Parts One through Seven of this paper examine *The Great Taking* as a source, testing its claims against statutes and records. This section states MiamiDade.watch's own position relative to Webb's, so that readers can distinguish the paper's method review from the publisher's opinion.

Topic	Webb, The Great Taking	MiamiDade.watch	Agree or differ
Is the system designed?	Yes: a decades-long design to take collateral at scale	Yes: government and finance operate as one architecture (Section 25, p. 35)	**Agree** on design; the evidence standards differ (see below)
What drives the loss	A deflationary collapse that triggers default and collateral seizure	Inflation, guarantees, regulatory burdens and tax shifting that transfer value continuously	**Differ**
Direction of prices	Deflation: debts stay fixed while asset values fall	Inflation: old debt and savings are eroded while new debt is costlier	**Differ**
The endpoint	A single, sweeping taking in the next crisis	No single endpoint: the system bends, reprices and continues; each crisis "shakes the tree"	**Differ**
Who collects	Secured creditors, derivative counterparties and clearing houses with priority over customers	Holders of capital who buy at the bottom, institutions protected by public guarantees, and a government financing its debt	**Partly agree**; MiamiDade.watch adds the public balance sheet and land owners

Topic	Webb, The Great Taking	MiamiDade.watch	Agree or differ
Ownership	A security entitlement is a claim on an intermediary, not ownership of the asset	Agreed, and extended: stablecoins and tokenized assets are the same claim, one layer further out (Sections 31, pp. 54–55, 33, pp. 62–63)	**Agree and extend**
Bankruptcy safe harbors	Designed to protect financial counterparties ahead of customers	Agreed as to effect; the 2005 expansion is a documented example of law protecting institutions (Section 32, p. 57)	**Agree**
Digital money	Concern about central bank digital currency and programmable control	The realized risk is private: uninsured stablecoins and tokens, while a Federal Reserve CBDC is barred by statute through 2030 (Section 31, p. 56)	**Differ** on the source of risk

Topic	Webb, The Great Taking	MiamiDade.watch	Agree or differ
Scope	Global securities, deposits and debt-financed assets	The same architecture traced down to the parcel: securitized Miami mortgages and the trusts that claim them (Volume Two, M5–M6, p. 93; Section 14, p. 24), global funds buying Florida farmland under farm tax rates (Section 35, p. 68), uninsured digital money (Section 31, pp. 54–55; Section 33, p. 62), and land taken through regulation, as in the 8.5 Square Mile Area, where a federal plan would have condemned 2,335 acres and 63 homes (Section 29, pp. 46–47)	**Agree and extend**: Webb describes a taking that may come; MiamiDade.watch documents takings already under way, one parcel and one household at a time
What citizens should do	Recognize the threat and resist it	Build the record, then use it: trace each right, decision and beneficiary in documents (Part Six, p. 29), and make every claimant prove its case in court (Volume Two, p. 81)	**Differ** in method: MiamiDade.watch supplies the tools

On design: why the two positions are not the same claim. Earlier parts of this paper caution that Webb has not proven a coordinated plan, yet the publisher's position also describes "one financial architecture." The two positions differ in what they assert and what would prove them. Webb describes a largely hidden plan aimed at a future event, a worldwide seizure, which can only be confirmed by evidence of coordination that is not public, or by the event itself. MiamiDade.watch describes a pattern that is already operating in the open: governments create guarantees, mandates and debt; financial firms build markets on them; losses are absorbed publicly and gains privately. Most steps of that pattern are visible in statutes, filings, budgets and court records, which is why the step map in Section 25, pp. 38–39 can label six of its nine steps as documented. Where MiamiDade.watch goes beyond the record, in calling the pattern deliberate or a single architecture, it labels the claim an inference. The disagreement with Webb is therefore not over whether the system serves institutions at the citizen's expense, on which the publisher and Webb agree, but over how that happens and what counts as proof.

SECTION 28

Crisis costs are moved into future inflation

> **Status — Prediction, supported by documented history.** The forecast that the next collapse will be paid for through inflation cannot be proven in advance. The mechanism it relies on, however, is well documented. When prices rise faster than the interest paid on a fixed debt, the real value of that debt shrinks. The borrower repays in money that buys less; the lender or saver absorbs the difference.

Economists Carmen Reinhart and M. Belen Sbrancia studied this process in *The Liquidation of Government Debt* (NBER Working Paper 16893, 2011). They describe "financial repression" as a quiet form of debt restructuring: interest-rate caps, captive domestic buyers of government bonds such as pension funds, controls on capital movement, and close ties between governments and banks. In the decades after the Second World War, these tools combined with inflation to hold real interest rates below zero much of the time, steadily reducing the real burden of public debt. For the United States and the United Kingdom, they estimate the annual liquidation effect at roughly 2 to 3 percent of GDP. They also suggest that similar tools may again be used to manage today's high debt levels. [15]

That history supports the core of the publisher's thesis: governments have previously reduced crushing debts not by default or confiscation but by inflating them away over time, with savers and bondholders bearing the cost.

What remains interpretation. The claim that the system was *purposely designed* to work this way is an inference. The same outcome can arise from incentives, political convenience and decades of accumulated rules, without a single plan. Where specific policy statements or decisions show intent, they should be cited directly; where they do not, the claim should be stated as the system's reliable tendency rather than proven design. **The position, stated plainly:** *the system's incentives consistently push the cost of crises onto future inflation, savers and new borrowers, whether or not any single actor intends it.*

SECTION 29

Every currency declines — but not at the same time

> **Status — Documented (policy) and Inference (concealment).** The gradual loss of purchasing power is not a secret; it is published policy. The Federal Reserve's Federal Open Market Committee has formally stated that inflation of 2 percent per year, measured by the price index for personal consumption expenditures (PCE), is most consistent with its mandate. The European Central Bank and most major central banks pursue similar targets. Stable prices, in central-bank language, means a steady and predictable rate of decline, not a currency that holds its value. [14]

The arithmetic is straightforward. At 2 percent annual inflation, money loses half of its purchasing power in about 35 years. At 3 percent, it takes about 23 years. Over a 50-year working and retirement life at 2 percent, a dollar saved at the start buys roughly 37 cents' worth of goods at the end.

This is not a projection. It has already happened in this century: by the government's own Consumer Price Index, $100 in 2000 had the buying power of about $194 by mid-2026. A dollar saved in 2000 now buys about 52 cents' worth of goods. [65, 184]

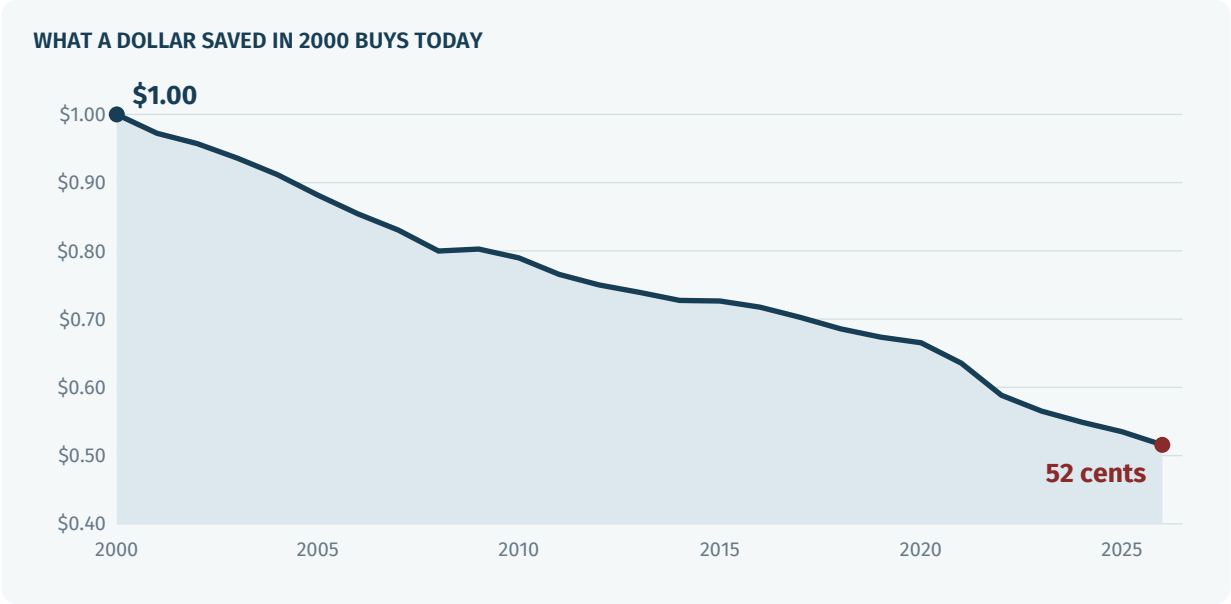

Purchasing power of $1 held since 2000, by the Consumer Price Index (CPI-U). Annual averages, Bureau of Labor Statistics; 2026 uses the July 2026 index (333.9).

The 2 percent figure is a target, not the record, and for Miami it is far too optimistic. The numbers above use the Federal Reserve's 2 percent target to show what happens even when policy works as advertised. The record is worse. Consumer prices actually rose about 2.6 percent a year from 2000 to 2026. [65] And the Consumer Price Index measures a basket of everyday goods and services, with housing largely estimated (Section 30, p. 52). For a Miami-Dade family, the purchase that matters most is a home, and measured against a Miami home the dollar has lost far more than any official inflation figure shows.

The S&P Cotality Case-Shiller Miami Home Price Index, which tracks repeat sales of the same homes, stood at 100 in January 2000 and about 438.6 in January 2026: an average rise of about 5.9 percent a year, more than twice consumer inflation. A dollar saved in 2000 buys about 52 cents' worth of everyday goods today, but only about 23 cents' worth of a Miami home. [110, 65]

The 339 percent rise, stated. An index that moves from 100 to about 438.6 has risen about 339 percent. Over the same 26 years the government's Consumer Price Index rose 94 percent, from 172.2 to 333.9. Measured that way, Miami home prices rose about three and a half times as much as official consumer prices, and a dollar saved in 2000 buys about 23 cents of a Miami home (1 ÷ 4.386). [110, 65]

The index is an average, and many homes rose far more than the average. The Case-Shiller index blends all repeat sales across the Miami metropolitan area, including condominiums and slower-rising neighborhoods. Single-family houses in the neighborhoods that drew the most outside money rose far faster.

> **REAL-LIFE CASE**
>
> **The $195,000 house in the 8.5 Square Mile Area that sold for $1.2 million.** A Miami-Dade single-family house on about five acres sold for $195,000 in 2000. In 2026 the same house sold for $1,200,000. That is 6.2 times the price: a rise of 515 percent, or about 7.2 percent a year for 26 years. Had the price risen only with the official Consumer Price Index (up 94 percent) [65], the house would sell for about $378,000 today; the actual price is about $822,000 higher. Measured against this house, a dollar saved in 2000 buys about 16 cents. A family that saved $195,000 in cash in 2000, enough to buy the house outright, could today buy about one-sixth of it.

The house stands in the 8.5 Square Mile Area, the Las Palmas community on the eastern edge of Everglades National Park. According to the publisher, the same house located less than a mile east, on the other side of SW 187th Avenue, would sell for about $1.8 million. Homes in these areas typically sit on about five acres, so the comparison is land against land: about $240,000 an acre inside the 8.5 Square Mile Area against about $360,000 an acre east of SW 187th Avenue, a difference of about $120,000 an acre. Location inside the 8.5 Square Mile Area costs this owner about $600,000, one-third of the property's value. That is the second taking in a single parcel: inflation took most of the dollar's value, and the government's treatment of the land took a third of the house. *Status: publisher's account of a specific property and of comparable values east of SW 187th Avenue; the sale prices can be confirmed in the Miami-Dade County property appraiser's sales history and the Clerk's official records. Inflation figures: BLS CPI-U annual averages.*

Why the 8.5 Square Mile Area is discounted: Congress sent the water, and the owners had to sue. On December 13, 1989, Congress passed the Everglades National Park Protection and Expansion Act (Public Law 101-229), adding about 107,600 acres of the East Everglades to the park and directing more water south through Northeast Shark River Slough. Congress knew the water would reach the homes next door. The same law directed the Secretary of the Army, if the Corps found that the

residential "Eight and One-Half Square Mile Area" would be adversely affected, to build a flood protection system for its presently developed land (16 U.S.C. §410r-8(c)). The Corps first did what Congress said. Its 1992 General Design Memorandum, *Modified Water Deliveries to Everglades National Park*, planned a protection levee, interior berm and seepage collection system around the 8.5 Square Mile Area, and projected the whole project could be finished in five years. The Assistant Secretary of the Army approved it in a Record of Decision on May 13, 1993, and on September 29, 1994 the Corps and the South Florida Water Management District signed an agreement to build it "expeditiously." Then the plan changed. On December 6, 2000, Assistant Secretary of the Army Joseph Westphal signed a new Record of Decision that moved the levee and seepage canal far to the east and called for flowage easements, which the owners' complaint says meant the condemnation of 2,335 acres of the western 8.5 Square Mile Area, including at least 63 residences and land developed before 1989. At a January 31, 2001 meeting, according to the complaint, the chief of the Corps' real estate division told homeowner Jorge Garcia that the Corps would have to start condemnation proceedings if he refused to sell, and owners were handed federal booklets titled *Your Rights and Benefits as a Displaced Person.* Paragraph 32 of the complaint is one sentence: "Plaintiffs are not willing sellers." [84, 85] [86, 93]

Jorge and Susan Garcia, Nelson Ruiz and Osvaldo E. Cueli sued the United States, the Army Corps of Engineers and Assistant Secretary Westphal on February 23, 2001 (*Garcia v. United States*, No. 01-801-CIV, S.D. Fla.). They argued that Congress had ordered the Army to protect the developed area, not condemn it; that in 1994 Congress had authorized federal money for buying land in the area only as assistance to the State of Florida, capped at 25 percent of the cost, and Florida had decided not to buy it; and that the Corps itself had written in a February 5, 1999 letter that it lacked the authority and funding to acquire land there. The owners won. On May 7, 2002, Magistrate Judge John J. O'Sullivan recommended granting the owners' motion for summary judgment in part and denying the government's cross-motion. The government objected. On July 5, 2002, District Judge K. Michael Moore reviewed the objected-to portions anew, overruled the government's objections and adopted the recommendation as the opinion of the court. On July 11, 2002 he entered final judgment against the United States, the Army Corps of Engineers and Assistant Secretary Westphal and ordered that the defendants "shall take nothing." By then one owner was left standing: the court's order notes that Osvaldo E. Cueli was the sole remaining plaintiff, and the judgment was entered in his favor. One homeowner carried the case to judgment against the federal government. The government appealed, then let the challenged plan drop, and in 2003 the Eleventh Circuit vacated the judgment as moot, which erased the ruling as precedent while the homes were spared condemnation. [86, 87, 88, 89]

Date	Event	Source
Dec. 13, 1989	Congress adds 107,600 acres to the park and orders the Army to protect the developed 8.5 Square Mile Area if restoration harms it	Pub. L. 101-229, §104(c)
1992	Corps plans a levee, berm and seepage system around the whole area; completion projected in five years	1992 General Design Memorandum (Complaint ¶19)
May 13, 1993	Army approves that plan	Record of Decision (Complaint ¶21)
1994	Congress allows federal money for land purchases there only as aid to Florida, capped at 25 percent; Florida declines	16 U.S.C. §410r-8(k) (Complaint ¶¶22–23)
Sept. 29, 1994	Corps and water district agree to build the levee and seepage system	Project Cooperation Agreement (Complaint ¶24)
Feb. 5, 1999	Corps writes that it lacks authority and funding to acquire land in the area	Corps letter (Complaint ¶26)
Dec. 6, 2000	New plan moves the levee east: 2,335 acres and at least 63 homes to be acquired or condemned	Record of Decision (Complaint ¶¶27–30)
Jan. 31, 2001	Corps real estate chief tells Garcia he faces condemnation if he will not sell	Complaint ¶30(C)
Feb. 23, 2001	Owners sue	Complaint, Doc. 1
May 7, 2002	Magistrate judge recommends summary judgment for the owner, in part, and denial of the government's motion	Report and Recommendation (Doc. 52)
July 5, 2002	Judge Moore overrules the government's objections and adopts the recommendation as the court's opinion	Order (Doc. 62)
July 11, 2002	Final judgment for the sole remaining plaintiff, Osvaldo E. Cueli; the government "shall take nothing"	Final Judgment (Doc. 64)
2003	Eleventh Circuit vacates the judgment as moot after the government drops the plan	Doc. 96
2021	Water district approves the $14 million seepage wall	SFWMD; WLRN

The flood protection Congress had ordered in 1989 came decades later: in 2021 the South Florida Water Management District approved a $14 million underground seepage wall about 2.3 miles long and some 63 feet deep, and it still sought to buy 119 properties from willing sellers. Through those decades, restoration water, including flow through the new bridges on Tamiami Trail, repeatedly flooded Las Palmas homes, ranches and nurseries, and Miami-Dade continues to assert its own wetland permitting authority over the same properties. A buyer east of SW 187th Avenue carries none of that. A buyer in Las Palmas prices in the flooding, the condemnation history, the buyout list and the uncertainty about what government will decide next. That is the publisher's thesis in one

parcel: *restrict the land, send the water, and the value moves somewhere else.* [90, 94, 95, 96, 97]

> **Status — Documented:** Public Law 101-229 and its flood-protection mandate; the *Garcia* complaint (Doc. 1, filed Feb. 23, 2001), the order adopting the magistrate judge's recommendation (Doc. 62, July 5, 2002), the final judgment for Osvaldo E. Cueli (Doc. 64, July 11, 2002) and its vacatur as moot (Doc. 96); the facts in the timeline drawn from the complaint are the owners' sworn allegations, and the court granted summary judgment for the owner over the government's objections; the court's detailed reasoning is in the magistrate judge's Report and Recommendation (Doc. 52), which the court adopted; the flooding after restoration, the seepage wall and the buyout program (WLRN, CBS Miami, South Florida Water Management District). **Publisher's position:** that Las Palmas did not flood until the federal restoration program sent water toward it. Press accounts describe flooding problems in the low-lying area dating back to the county's zoning of the land in the 1950s; the publisher disputes those accounts, and the parcel-level water and drainage records for the years before and after 1989 are the evidence that will settle it. **Publisher's estimate:** the $600,000 discount. [84, 86, 87, 88, 89, 94, 96, 97]

The bigger picture, in the publisher's words. Behind the façade of environmental restoration, federal and state agencies, partnering with Miami-Dade County under the Comprehensive Everglades Restoration Plan (CERP), built a massive hydrologic retention system. Originally meant to restore natural flow to the Everglades, it became a flood control tool for Miami-Dade's low-lying eastward urban areas and a dumping ground for stormwater and waste for the outer westward rural lands.

Before man-made levees, the Las Palmas community kept nature's balance. Decades of mismanagement by the South Florida Water Management District brought water-level chaos: farmland flooded, homes threatened, livelihoods destabilized. The Everglades seepage wall was completed in an effort to correct that mistake. Water levels finally stabilized, but, the publisher alleges, only after Miami-Dade turned Congress's "willing seller" framework into a coercive Environmentally Endangered Lands (EEL) program, using Class IV wetland permits as leverage to clear out rural communities.

Today, politicians spin CERP as a triumph, ignoring the damage, not only to the rural community but to the Everglades, to native peoples whose lands were trampled, and to taxpayers footing the bill. This investigation is also examining whether public servants who rotate through county, state and federal positions accumulate multiple pensions across separate retirement systems, a practice that, while technically within the rules, would leave taxpayers funding payouts at every tier of government, regardless of effectiveness or accountability.

> **Status — what the record shows and what is alleged.** *Documented:* the county's EEL program officially buys land "from willing sellers only," and in 2021 the Miami Herald reported

that the water management district was trying to buy out Las Palmas through willing-seller agreements while county environmental officials discussed adding Las Palmas properties to the EEL program. Miami-Dade's request to the 2025–26 Legislature sought $100 million for the EEL program to buy lands needed for CERP and other restoration projects from previously identified willing sellers. Miami-Dade asserts Chapter 24 wetland-permit authority, including Class IV permits, over the same properties. *Alleged:* that permit demands and enforcement were used as leverage to make owners "willing," and that the restoration system serves as a stormwater and waste outlet for the rural west. The test is a parcel-by-parcel record: for every Las Palmas property the county or district bought, the dates of permit demands, cease-and-desist orders and violations against it, compared with the date its owner agreed to sell. *Open inquiry:* multiple pensions for officials who move among county, state and federal agencies. The Florida Retirement System, Miami-Dade's own systems where applicable, and the federal retirement system publish rules and, in Florida, public payroll and pension records that can answer it name by name. [91, 90, 92]

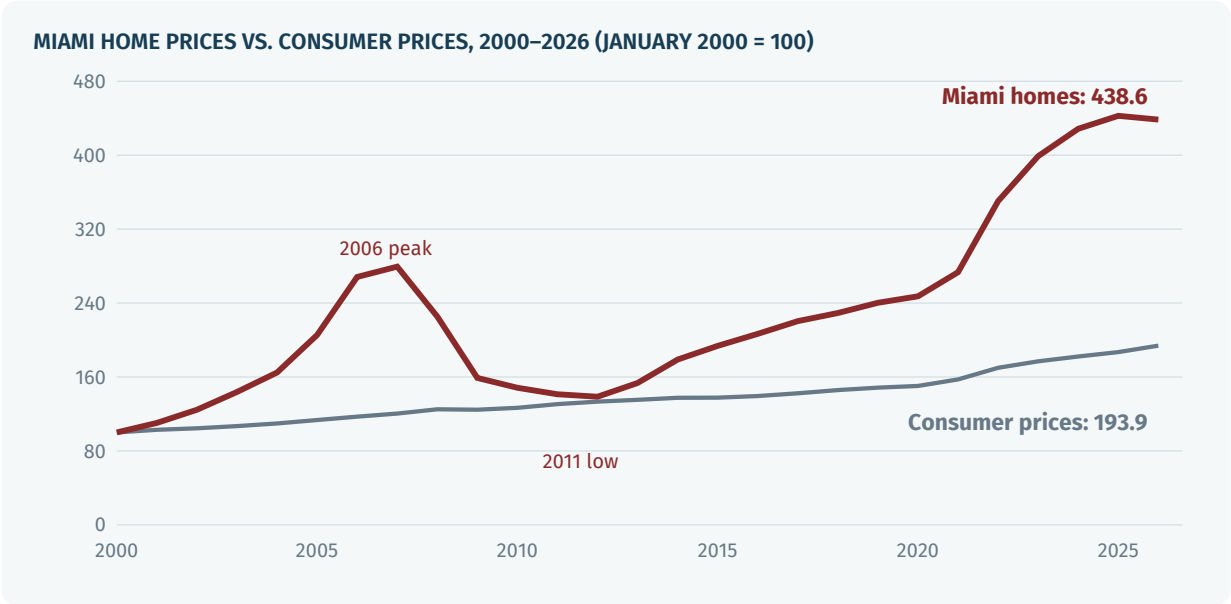

Miami: S&P Cotality Case-Shiller FL-Miami Home Price Index, January value of each year (FRED series MIXRNSA). Consumer prices: BLS CPI-U annual averages rebased to 2000 = 100; 2026 uses the July 2026 index. The index fell 51% from its December 2006 peak (280.9) to its April 2011 low (137.0).

The rise was not steady, and the way it happened matters. From its peak in December 2006 the Miami index fell 51 percent to its bottom in April 2011; that crash is when households lost their homes and investors with cash bought them (Section 32, pp. 57–58). Measured from January 2008 to January 2020, Miami home prices rose only about 0.8 percent a year in dollar terms, less than consumer inflation, because the period begins near the top of the bubble and runs through the collapse. A single average hides both halves of the story: the families who bought before 2008 and lost their homes saw the decline; those who bought at the bottom, with cash or credit during the crash, captured the

recovery. From the April 2011 bottom to January 2026 Miami home prices rose about 8.2 percent a year, and in the six years from January 2020 to January 2026 alone they rose about 77 percent, roughly 10 percent a year, against consumer inflation of about 4.3 percent a year. That 77 percent is only the last six years; it is on top of the rise from 2000 to 2020. [110, 184]

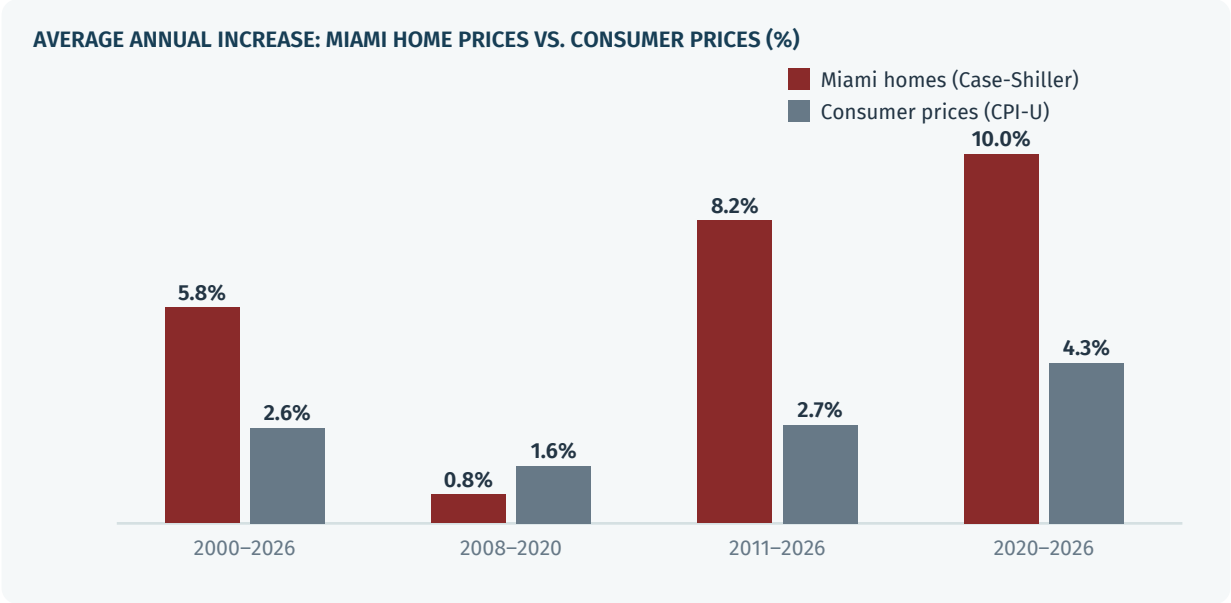

Compound annual rates computed from the Case-Shiller Miami index (January values; 2011–2026 measured from the April 2011 low) and BLS CPI-U annual averages (2026 = July 2026). 2008–2020 begins near the top of the housing bubble and runs through the crash, which is why the dollar average for that period is low.

> **Status — Documented.** The figures come from the S&P Cotality Case-Shiller Miami Home Price Index and the Bureau of Labor Statistics CPI-U, as published by the Federal Reserve Bank of St. Louis. They confirm the publisher's point in its strongest form: the currency's loss of value shows up first and largest in the price of land and housing, the assets that ordinary families most need and that capital holders accumulate in every crisis. An official inflation rate of 2 or 3 percent describes a basket of goods. It does not describe what it costs a Miami family to own the ground it lives on. [110, 184]

The publisher's further observation is that currencies decline **at different times and different speeds**, and that this staggering sustains the appearance of stability. The point can be demonstrated. Exchange rates measure one currency only against another. If the dollar and the euro each lose 3 percent of their purchasing power in the same year, the exchange rate between them barely moves; both look stable on a currency chart while both buy less at the grocery store. When one currency suffers a visible crisis, the others look sound by comparison. The shared, slower decline appears only when currencies are measured against goods, land, wages or gold.

What they will say — and why it doesn't settle it. They will say currencies diverge for local reasons, a debt crisis here, an energy shock there, and that central banks cooperate through emergency

dollar swap lines only to contain contagion. Both are true. Neither changes the result: every major currency is losing purchasing power on a published schedule, and comparing currencies only against one another keeps that shared decline off the chart. Whether the staggering is managed or merely tolerated, the saver pays the same.

SECTION 30

The official inflation number and the Miami-Dade household

> **Status — Documented (method) and Inference (understatement).** Many residents believe official inflation figures do not reflect what they actually pay. That frustration is widely shared, and the published methodology helps explain it. The criticism is stronger, however, when it rests on the formula itself rather than on a claim that the formula is hidden.

The method is published. In the United States, the Consumer Price Index (CPI) is produced by the Bureau of Labor Statistics (BLS), not by the Federal Reserve. BLS publishes its methods and the weight of every spending category. Shelter accounts for about 35.6 percent of the index as of December 2025. The basket does change: since January 2023, BLS has updated its weights every year using a single year of Consumer Expenditure Survey data. The Federal Reserve, meanwhile, targets a different measure, the PCE price index, in which housing carries a smaller share. [16]

Why the published number may not match a Miami-Dade household:

Housing is largely estimated. Most of the shelter category is "owners' equivalent rent," an estimate of what homeowners would pay to rent their own homes. House prices, mortgage rates and property-tax bills do not enter the index directly. [17, 102]

Home prices were taken out of the index in 1983. Before 1983, the Consumer Price Index measured the cost of owning a home directly, using house prices, mortgage interest rates, property taxes, insurance and maintenance. In January 1983 the Bureau of Labor Statistics replaced that method with "owners' equivalent rent," an estimate of what a homeowner would pay to rent the same house. Since then, the price of buying a home and the interest paid to finance it have not entered the official inflation rate. The Bureau's own published analysis acknowledges that research shows median house prices rising much faster than its measure of owner-occupied housing. Defenders of the change point out that the old method also tracked mortgage rates, which fell sharply after 1983, so the switch did not always lower measured inflation. But the effect today is plain: the 77 percent rise in Miami home prices from 2020 to 2026 (Section 29, pp. 50–51) does not appear in the official inflation rate. [102, 103, 104, 109]

Rents are counted, but late. Rents are in the index, but the Bureau measures what all tenants pay, including those on existing leases, and surveys each unit only every six months. Its own researchers have found that rent inflation for new tenants leads the official rent index by about four quarters. When market rents soared in 2021 and 2022, the index showed only part of it; by the time it caught

up, the damage to renters had already been done. [17, 105]

REAL-LIFE CASE

The North Miami Beach apartment. In 2000, a two-bedroom, one-bath unit in North Miami Beach rented for $450 a month. Today the same unit rents for $2,100. That is 4.7 times the price, an increase of 367 percent, or about 6.1 percent a year for 26 years. Over the same period the official Consumer Price Index rose 94 percent, about 2.6 percent a year. If this rent had followed the official inflation rate, it would be about $873 today. The tenant pays $1,227 a month more than the official number says the cost of living rose: about $14,700 a year. Measured in work, the rent in 2000 cost about 87 hours at the $5.15 minimum wage. Today it costs 140 hours at Florida's $15 minimum wage. The minimum wage nearly tripled; the rent nearly quintupled. *Status: publisher's account of a specific unit; rents for this unit are not drawn from a public data series. Inflation figures: BLS CPI-U annual averages (172.2 in 2000; 333.9 in 2026).* [65, 145]

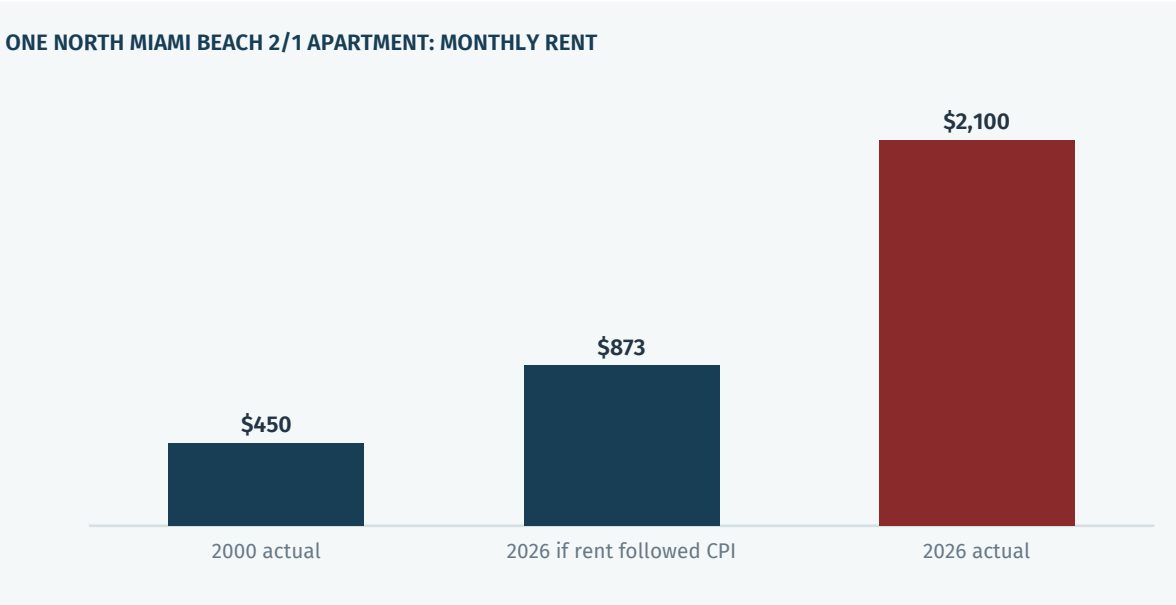

Rent for one two-bedroom, one-bath unit in North Miami Beach as reported by the publisher. The middle bar applies the official CPI-U increase (172.2 in 2000 to 333.9 in 2026, +94%) to the 2000 rent. Gap: about $1,227 a month, $14,700 a year.

With borrowing costs put back, inflation was twice as high. In 2024, former Treasury Secretary Lawrence Summers and economists from Harvard and the International Monetary Fund reconstructed inflation using the pre-1983 approach that counts the cost of borrowing. Their estimate: year-over-year inflation peaked at about 18 percent in 2022, against the official 9 percent, and was still about 8 percent at the end of 2023, when the official rate was 3.3 percent. Critics answer that mortgage payments spread over decades are not this month's price of living. But households pay those payments this month, and the reconstruction explained most of the gap between the official numbers and what the public was reporting. [107, 108]

Homeowners' insurance is largely excluded. According to BLS, the portions of homeowners' policies that insure the physical structure and liability are outside the scope of the index; only a fraction of homeowners' insurance spending is counted. For Florida owners, insurance has been one of the fastest-rising costs of ownership, yet it barely registers in the headline figure. [18]

It describes an average urban household. Weights reflect national spending patterns, not the budget of a Miami renter, a fixed-income retiree or an agricultural landowner.

Quality and substitution adjustments. When a product improves at the same price, the index may record a price decline. When households switch to cheaper goods, some measures treat the change as lower inflation.

Gaps in the record itself. BLS did not collect survey data for October 2025 because of a lapse in federal appropriations and could not collect it retroactively. Even the official series contains a hole. [169]

The hard part. None of this is a secret. The method is published, the rents are visible on every listing, and every household in Miami-Dade feels the difference at the end of the month. The hard part is accepting what it means: the official number tells people their cost of living rose 94 percent since 2000, and their landlord, their insurer and their tax bill tell them something very different. Economic truth is hard to swallow, and the official number makes it easier not to.

A testable local inquiry. BLS publishes a bi-monthly CPI for the Miami-Fort Lauderdale-West Palm Beach area, which covers Miami-Dade, Broward and Palm Beach counties. MiamiDade.watch can compare that official local index, category by category, with documented local costs over the same years: market rents, homeowners' insurance premiums, property-tax bills, utility charges and grocery prices. If the gap is large and consistent, the site will have shown, from the government's own published data, that the official figure understates what residents actually pay. That is a finding the record can support. [19]

SECTION 31

The next form of money — a digital dollar without deposit insurance

> **Status — Documented (law) and Prediction (direction).** The publisher predicts that the next form of money will be digital, with no FDIC protection behind it. The second half of that prediction is already law.

No FDIC protection. The Guiding and Establishing National Innovation for U.S. Stablecoins (GENIUS) Act became law on July 18, 2025, as Public Law 119-27. It prohibits federal deposit insurance for payment stablecoins and makes it unlawful to represent them as insured or as backed by the full faith and credit of the United States. [20] In its 2026 proposed rules, the FDIC confirmed that

even when an issuer keeps reserves in an insured bank, the insurance attaches to the issuer's account, not to the individual token holders. There is no pass-through coverage. [168]

"Nothing behind it" — in the sense that matters. The publisher's prediction is that the new money will have nothing behind it: no FDIC insurance, no government guarantee, and no full faith and credit of the United States. That is accurate. What the law does require is a private reserve. Issuers must hold full, segregated reserves against every stablecoin outstanding, limited to cash, deposits at insured banks and credit unions, short-dated Treasury bills, Treasury-backed repurchase agreements and government money-market funds. If an issuer fails, holders receive a first-priority claim on those reserves in insolvency. That is a legal process, not a guarantee, and legal analysts have noted that holders can still suffer losses if a failed issuer's reserves turn out to be insufficient or improperly segregated. [20]

What the FDIC does not cover. By federal law, FDIC insurance protects deposits held at insured banks and savings associations, and it pays only when an insured bank fails. According to the FDIC's own consumer fact sheet and the GENIUS Act, it does not cover: crypto assets of any kind; payment stablecoins, even when the issuer's reserves sit in an insured bank; cash credited to a customer at a crypto exchange or payment app, which is usually a claim on the platform rather than an insured deposit in the customer's name; the default, insolvency or bankruptcy of any non-bank, including crypto custodians, exchanges, brokers and wallet providers; or losses from theft, fraud, hacking or falling prices. One distinction matters: a deposit at an insured bank that the bank records on a blockchain ("tokenized deposit") can remain an insured deposit, because the FDIC treats insurance as technology-neutral. The test is not the technology but whether the money is a deposit at an insured bank, in the customer's name. [22, 20, 168]

Who holds the bag in a collapse. Even FDIC protection has limits. Insured deposits are covered up to $250,000, backed by a Deposit Insurance Fund of $161.1 billion as of June 30, 2026, equal to about 1.48 percent of estimated insured deposits. The fund is sized for individual bank failures, not a system-wide collapse; in that case, insured depositors would rely on the federal government standing behind the FDIC. [166, 167]

Protection beyond the limit is discretionary. When Silicon Valley Bank and Signature Bank failed in March 2023, officials invoked the statutory "systemic risk exception" to protect all deposits regardless of the $250,000 limit; the FDIC estimates it absorbed $16.7 billion in losses that uninsured depositors, largely businesses, would otherwise have borne. The exception has been used six times: five during the 2008–2009 crisis and once in 2023. Its cost was recovered through a special assessment on banks, which customers ultimately pay through fees and rates. Crucially, the exception can be used only in an FDIC receivership of a failed bank. A non-bank stablecoin issuer, crypto exchange or wallet company cannot receive it; its customers hold a bankruptcy claim and wait. The hierarchy in a collapse is therefore: insured depositors have a guarantee; large depositors may be rescued if officials judge the system to be at risk; holders of digital tokens have neither, and absorb whatever the reserves do not cover. [23]

REAL-LIFE CASE

A "stablecoin" with nothing behind it. In May 2022 TerraUSD, an "algorithmic" stablecoin that promised to hold one dollar but was backed by no cash or Treasury reserves, only by a trading mechanism tied to a sister token, Luna, lost its peg. Within about a week UST fell from $1 to pennies and Luna to virtually zero; roughly $40 billion of market value was wiped out. Many holders had been drawn by a lending protocol advertising about 20 percent yields on UST deposits. There was no deposit insurance, no reserve and no one to pay. That is what money with nothing behind it looks like when it fails. [53]

REAL-LIFE CASE

FTX: from customer to creditor. When the crypto exchange FTX collapsed in November 2022, its customers learned they were not owners of the coins in their accounts but unsecured creditors in bankruptcy. The bankruptcy estate later reported that FTX had held only about 0.1 percent of the bitcoin and 1.2 percent of the ether its customers believed it held. Customers were repaid in U.S. dollars at November 2022 prices, when bitcoin traded near $16,871, not in the coins themselves. By the time repayments began, bitcoin had more than tripled, so customers received their 2022 dollar value while the gains went elsewhere. Traders who had bought customers' claims cheaply in the meantime stood to profit. FTX was not a stablecoin issuer, but its customers' fate shows exactly what "a claim in bankruptcy rather than a guarantee" means in practice. [54, 55]

A government digital dollar is now barred, for now. The U.S. House passed the Anti-CBDC Surveillance State Act (H.R. 1919) on July 17, 2025, but the Senate did not take it up on its own. The ban instead became law inside an unrelated housing package: on July 11, 2026, the 21st Century ROAD to Housing Act (H.R. 6644) became law without the President's signature after he neither signed nor vetoed it. One provision bars the Federal Reserve from issuing a central bank digital currency, or any substantially similar digital asset, until December 31, 2030. The ban expires at that date and does not prevent Congress from authorizing a CBDC later. The practical result is that the digital dollar being built in the United States is private, not governmental: Congress has authorized uninsured private stablecoins while temporarily closing the door on a public alternative. [21, 24]

Why the accurate version strengthens the thesis. The new money is a claim on a private issuer, not money held in the owner's own name, which is the same "entitlement rather than asset" problem this paper examines in Webb's securities discussion. Its reserves consist largely of short-term government debt. A new layer of money resting on further government borrowing fits the publisher's view that the system renews itself by stacking new obligations on top of old ones. **The position, stated plainly:** *the next form of money is a private digital dollar with no deposit insurance, backed by reserves held largely in government debt, whose holders are protected by a bankruptcy claim rather than a*

guarantee. In a financial collapse, the citizen holding it will be holding the bag.

SECTION 32

Who pays and who collects

> **Status — Documented (data and examples) and Inference (pattern and intent).** The publisher's broadest claim is that crises do the damage the system needs to collect the fruit of ordinary citizens' work and move it to the top, while the laws written around those crises protect the system rather than the citizen. Proving that collapses are *purposely allowed* would require evidence of intent that this paper does not have. The two consequences the publisher describes, however, can be tested without proving any plan: who ends up protected by the law, and who ends up holding the wealth.

Laws that protected the system. The Bankruptcy Abuse Prevention and Consumer Protection Act of 2005 did two things at once. It made bankruptcy more costly and less useful for individuals, and in the same statute it widened the bankruptcy safe harbors for financial contracts, extending protected repurchase agreements to include mortgage-related securities. Regulators supported the safe harbors as a guard against contagion; critics asked why such protection should apply only to one class of financial asset. This is the safe-harbor architecture examined in Part Two, Chapter VI. [27, 49]

Accountability that did not follow. After the 2008 crisis, Credit Suisse executive Kareem Serageldin is widely reported to be the only Wall Street banker sentenced to prison in the United States for crisis-related conduct, receiving 30 months for concealing losses in a mortgage-bond portfolio. [158] By contrast, commentators note that more than a thousand bankers were convicted after the savings-and-loan crisis of the 1980s. [28, 159] Institutions did pay; a Financial Times tally put the fines, settlements and penalties paid in the United States over the credit crisis above $150 billion by 2017 [160]. Those penalties, however, were borne largely by shareholders rather than by the executives who made the decisions. Investigative reporting attributed the result to weakened prosecutorial capacity rather than a coordinated decision, which supports the publisher's point about responsibility while cutting against the claim of design. [28]

A Florida example. In December 2022, Florida's SB 2-A repealed the one-way attorney-fee rule that had allowed homeowners who won a dispute against their property insurer to recover their legal fees. The change most affects smaller claims, where legal costs can exceed the amount at stake. Supporters argued that the rule had fueled excessive litigation that was driving insurers out of the state and pointed to provisions in the same law shortening the deadlines for insurers to acknowledge, investigate and pay claims. A fair account records both: a consumer protection was removed in an effort to stabilize a failing insurance market, and homeowners now bear more of the cost of contesting a denied claim. [29]

Where the wealth went. The Federal Reserve's Distributional Financial Accounts show that in the second quarter of 2026 the top 1 percent of U.S. households held 32.5 percent of household net worth, the highest share since the series began in 1989, while the bottom half held 2.3 percent. [25, 144] The 2008 crisis shows how such shifts occur. Between the Fed's 2007 and 2010 Surveys of Consumer Finances, median family net worth fell about 39 percent; [161] a former director of that survey found that gains since 1989 were nearly erased below the median while households above it were progressively spared. [162] Researchers at Boston College found the bottom third's wealth still well below 2007 levels years later, while the top third had more than fully recovered. [26] Meanwhile, with more than 1.6 million foreclosed homes on the market, institutional investors bought distressed houses in bulk and converted them to rentals; one Blackstone-backed venture, later Invitation Homes, at one point spent about $150 million a week on foreclosed properties. [163] Blackstone responds that it owned no single-family homes before the crisis and did not foreclose on the homes it bought. [38]

> "…the only people who were out money were the American public." [156, 157]
>
> — Brooksley Born, Financial Crisis Inquiry Commission, to Goldman Sachs (2010)

Insurance on the loss. The 2008 rescue did not only move distressed assets to buyers with capital; in two documented cases it guaranteed their losses. First, the bailout of AIG paid the banks that had bought protection from it. AIG disclosed the recipients only in March 2009, after congressional demands. Of roughly $120 billion it paid out to financial institutions, the largest recipients were Goldman Sachs ($12.9 billion), Société Générale ($11.9 billion), Deutsche Bank ($11.8 billion), Barclays ($8.5 billion) and Merrill Lynch ($6.8 billion). [30, 64] The Special Inspector General for TARP faulted officials for using public funds to pay counterparties 100 cents on the dollar on $62 billion of mortgage securities they had insured with AIG. [154] At a federal crisis-inquiry hearing, commissioner Brooksley Born told Goldman's representative that the firm had been made whole while the public bore the loss. [156]

Second, failed banks were sold with the FDIC absorbing their losses. In 2009 an investor group led by Steven Mnuchin, including John Paulson and Christopher Flowers, bought the failed IndyMac Bank from the FDIC under a loss-sharing agreement in which the FDIC covered most losses on a large portfolio of the bank's loans beyond a first-loss layer. The renamed OneWest Bank earned about $1.6 billion within a year; [164] by December 2014 the FDIC had paid it more than $1 billion under its loss-share agreements and expected to pay about $1.4 billion more; and OneWest began foreclosure proceedings against some 137,000 homeowners. The FDIC later tightened its loss-share terms and restricted private-equity buyers of failed banks. [31, 32]

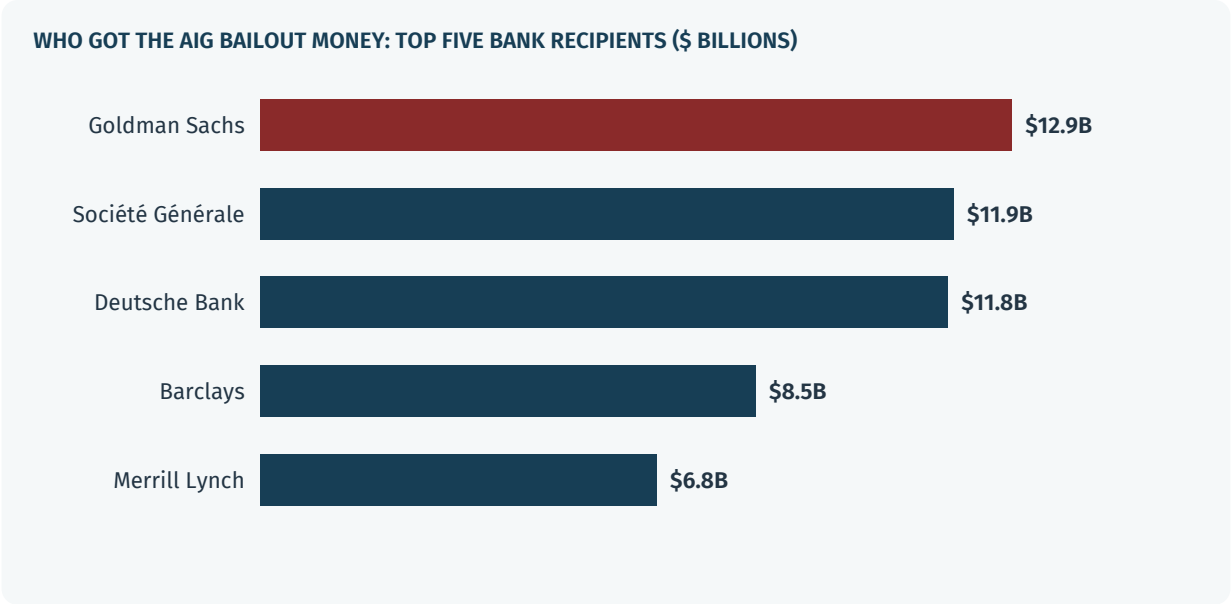

Payments made by AIG to financial institutions after its 2008 government rescue, as disclosed by AIG in March 2009 after congressional demands. Of about $120 billion paid out in total. Source: AIG disclosure as reported by Insurance Journal and PropertyCasualty360.

> "…to leverage up at a time when the rest of the world was trying to deleverage." [34]
>
> — Warren Buffett, describing his 2008 Goldman Sachs investment to the Financial Crisis Inquiry Commission

The public backstop behind private profit. The publisher's point is not that a particular investor bought foreclosed homes, but that the entire fall, the collapse and the deleveraging that followed, was underwritten by the public, and that every private profit made in the rescue rested on that guarantee. The clearest evidence comes from the most celebrated crisis investor. In September 2008 Berkshire Hathaway invested $5 billion in Goldman Sachs preferred stock paying a 10 percent dividend, with warrants to buy Goldman shares at $115, terms widely regarded as better than those Treasury obtained in its own bank investments weeks later; Berkshire earned about $1.75 billion on the preferred shares alone in two and a half years. Warren Buffett later told the Financial Crisis Inquiry Commission that the investment was essentially a bet that the federal government would take on debt, would "leverage up," at the moment the rest of the world was trying to deleverage. The bet was placed two days after Goldman converted to a bank holding company, giving it access to the Federal Reserve. [33, 34]

Goldman then received a $10 billion TARP capital injection, collected $12.9 billion through the AIG rescue, and issued new debt guaranteed by the FDIC's Temporary Liquidity Guarantee Program, a guarantee its own prospectuses describe as backed by the full faith and credit of the United States; one public subsidy tracker puts the face value of that guaranteed debt at about $37.7 billion issued between October 2008 and October 2009. [35, 36] Goldman repaid its TARP funds with interest and paid fees for

the guarantees, but the investor's return depended on the public balance sheet standing behind the bank. In the investor's own description, private deleveraging was made survivable by public leveraging: the losses of the collapse were moved onto the government's books, and the gains of the recovery stayed with those who had bought in at the bottom. [34]

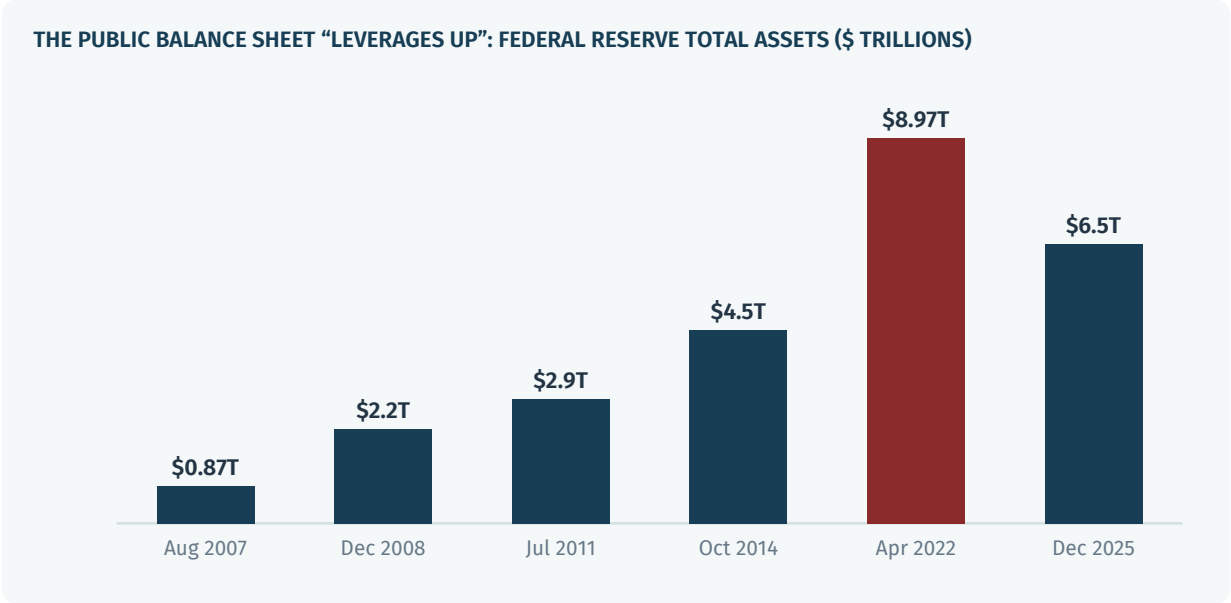

Federal Reserve total assets at the end of each rescue or purchase program. Sources: Congressional Research Service (IF12147); Federal Reserve WALCL series. Pre-crisis level about $0.87 trillion; peak $8.97 trillion in April 2022.

What they will say — and why it doesn't settle it. They will say the bailouts were repaid. Treasury reports that the combined AIG rescue produced a positive return once Federal Reserve gains are counted, and the TARP bank-capital program closed with a net gain; Goldman repaid its TARP funds with interest and paid fees for its guarantees. Critics answer that the accounting is flattering: it counts Federal Reserve income that partly consists of interest the government pays on its own debt, and it omits the value of the tax-loss carryforwards AIG was allowed to keep. More important, repayment was possible only because the public had already guaranteed the system. The public paid for the collapse not through unrepaid loans but by taking the risk onto its own balance sheet: federal debt, Federal Reserve balance-sheet expansion and government guarantees absorbed what private balance sheets could not. The cost was delivered through below-market rescue terms, full payouts on failed bets, FDIC loss-sharing funded by bank assessments that customers ultimately bear, tax concessions, and years of near-zero interest rates and central-bank asset purchases that lifted the prices of the assets the wealthiest households own. [37]

REAL-LIFE CASE

Florida's version: insurers fail, every policyholder pays. Between 2021 and 2023, ten Florida property insurers went under, seven of them after early 2022. Their unpaid claims passed to the Florida Insurance Guaranty Association, a state-created nonprofit, which paid

more than $2.1 billion in claims and financed them with bonds. The bonds were repaid by surcharges on Florida insurance policies: a 0.7 percent assessment in 2022, an additional 1.3 percent assessment beginning July 1, 2022, another 0.7 percent for 2023, and a 1 percent emergency assessment on nearly all property and casualty policies other than auto beginning October 2023, estimated at roughly $30 per policyholder per year. Insurers were permitted to pass the assessments to customers. The 1 percent charge ended early, in 2026, after collections exceeded projections. The private companies failed; Floridians who had never been their customers helped pay their claims. [56, 57]

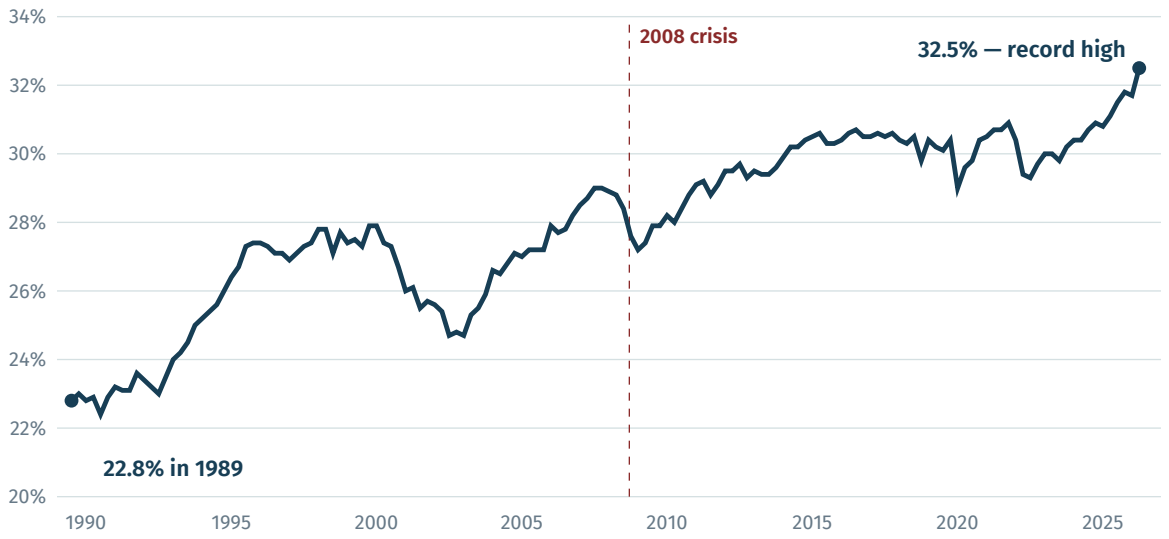

Share of U.S. household net worth held by the top 1 percent, quarterly, Q3 1989 to Q2 2026. Source: Board of Governors of the Federal Reserve System, Distributional Financial Accounts (FRED series WFRBST01134). The bottom 50 percent held 2.3 percent in Q2 2026.

The mechanism does not require a plan. Crises force sales. Households with no savings cushion must sell homes, stocks and businesses at the bottom or lose them to creditors. Those with cash and credit can wait or buy. When prices recover, the gains go to whoever then owns the assets, and because the wealthiest households hold a disproportionate share of stocks, their share of national wealth tends to rise with the market. The transfer upward happens in every cycle whether or not anyone intends it.

What they will say — and why it doesn't settle it. They will say ordinary households recovered: median household net worth reached a record of about $192,700 in the Fed's 2022 survey, in inflation-adjusted terms. [165] They will say post-crisis law also protected citizens: deposit insurance was raised after 2008, a federal consumer financial protection agency was created, and the 2026 ROAD to Housing Act targets corporate-landlord concentration in single-family housing. [24] All true. None of it reverses the transfer. The median recovered after fifteen years; the top 1 percent recovered first and kept climbing to a record share of the nation's wealth while the bottom half holds 2.3 percent. Citizens are not left with nothing. They are left with less of the whole after every crisis, and

the protections they receive arrive after the losses, not before.

The position, stated plainly: *each crisis forces ordinary households to sell or lose assets at the bottom while those with capital acquire them; the recovery flows to asset owners; the laws written afterward have repeatedly shifted protection toward financial institutions and costs toward individuals; and personal accountability for those in charge has been rare. The Federal Reserve's own data now shows the top 1 percent holding a record share of the nation's wealth while the bottom half holds 2.3 percent.*

SECTION 33

Tokenization, the phantom market, and who finances the debt

> **Status — Documented (mechanics and stated policy) and Prediction (scale and outcome).** The digital-dollar story does not end with stablecoins. The larger project is the tokenization of securities and other assets: turning Treasury bills, fund shares, stocks, credit and real estate into blockchain tokens. The publisher's position is that this builds a phantom market, a growing pyramid of digital claims that sit further and further from the real assets they reference, and that it does so for the benefit of the institutions that issue, custody and finance it.

The token is often not the asset. Robinhood's own help center tells customers that when they buy its stock tokens they are not buying the actual stocks but tokenized contracts that track the price. [170] When Robinhood offered "OpenAI tokens" to European customers in 2025, OpenAI publicly stated that the tokens were not OpenAI equity, that it had not partnered with Robinhood, and that it had approved no transfer of its shares. A market can expand in claims that follow an asset's price without the holder owning anything in it. [42]

One asset, many claims. The Bank for International Settlements warns that the composability of tokens can make it easier to rehypothecate them, using tokens received as collateral to borrow again, increasing leverage, especially where no regulatory limits apply. This is already in practice: VanEck's tokenized Treasury fund has been accepted as eligible collateral on the Aave lending protocol. A Treasury bill sits in a fund; the fund is issued as a token; the token secures a loan; the loan buys more tokens. Each layer is a claim on the layer beneath it. [39, 43]

Ownership is less certain, not more. The International Organization of Securities Commissions (IOSCO) reported significant legal ambiguity over the ownership rights, transferability and enforceability of claims in tokenized financial assets. The IMF's October 2026 Global Financial Stability Report calls on authorities to assess the liquidity effects of instant settlement, collateral reuse and procyclical deleveraging, the mechanism by which forced selling cascades in a downturn. [41, 40]

This is Webb's chain, one layer longer. Webb's central legal point is that a security entitlement is a claim against an intermediary, not ownership of a specific asset, and that in a failure secured creditors holding collateral are paid first. Tokenization adds another intermediary layer to that chain, and rehypothecation can leave several parties claiming the same underlying asset. In a collapse, the

priority contest Webb describes would be fought across a market in which claims can exceed the assets behind them. The token holder at the outer layer has no FDIC protection and the weakest claim. [1, 4]

The digital dollar is designed to finance government debt. A fully reserved stablecoin does not print new money: a customer hands over a dollar and the issuer buys a Treasury bill. Where that dollar goes is the point. Treasury Secretary Scott Bessent has told markets he expects the stablecoin sector to reach about $2 trillion and become a significant buyer of government securities, easing the financing of a growing federal deficit, and has said the new demand could lower government borrowing costs. Treasury's borrowing strategy has tilted toward short-term bills partly in expectation of that demand. The new money is, by the government's own description, a new buyer of its debt, which makes continued borrowing easier and, under the publisher's thesis, feeds the next inflationary cycle. Critics respond that much of this money merely shifts from bank deposits and money-market funds that already held Treasuries, so the net new demand may be smaller than promised. [45]

The businesses fall with the tokens. The 2022 collapse showed what happens to the infrastructure built around tokens: lenders, exchanges and platforms including Celsius, Voyager, BlockFi and FTX failed in succession, and their customers became creditors in bankruptcy rather than insured depositors. Voyager had to be ordered by the FDIC and the Federal Reserve to stop implying that customer funds were federally insured. [171] Some firms survived, and issuers are now more tightly regulated, but businesses whose revenue depends on token activity tend to fail when the tokens do.

Scale today. Tokenized real-world assets, excluding stablecoins, held roughly $38.6 billion in on-chain value in September 2026, concentrated in Treasury funds. The IMF judges systemic risk limited for now. The publisher's concern is direction, not current size: the mechanics are documented; the scale and the outcome are predictions. [44]

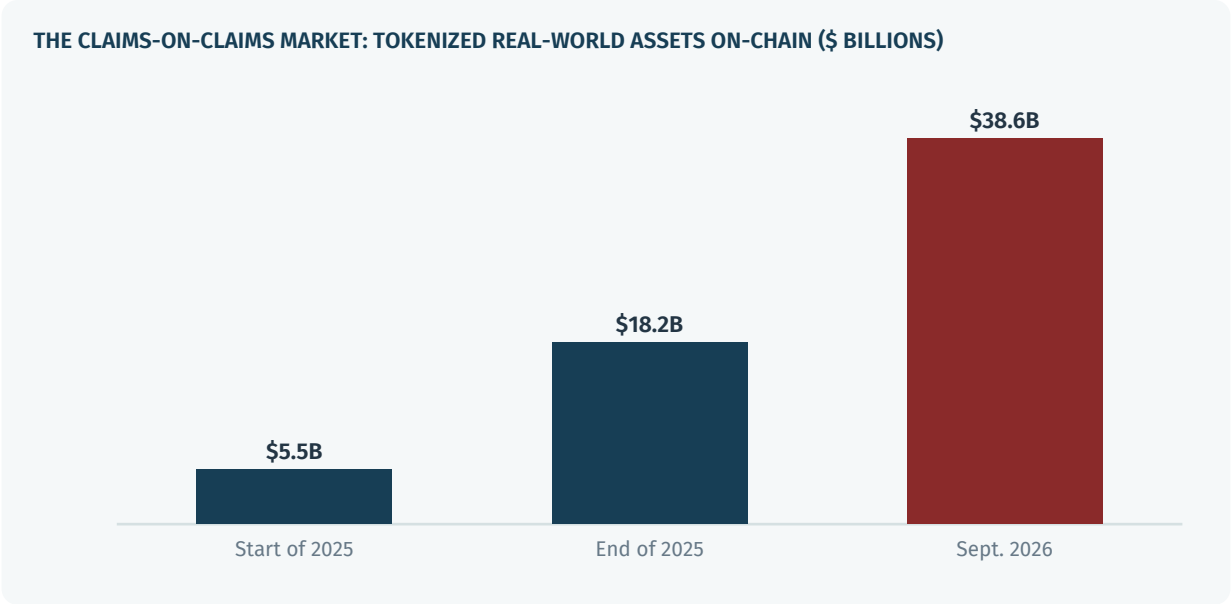

On-chain value of tokenized real-world assets, excluding stablecoins. Sources: Securitize year-end 2025 review; rwa.xyz data as reported by Stobox (Sept. 27, 2026). About a sevenfold increase in under two years.

The position, stated plainly: *tokenization builds digital claims on top of claims. Tokens often give price exposure without ownership, can be pledged and re-pledged as collateral, and carry uncertain legal rights. The new digital dollar is designed to finance government borrowing. As this market grows, the claims can exceed the real assets behind them, and in a collapse the token holder stands at the end of the line with no deposit insurance.*

SECTION 34

Land, taxes, and who carries the burden

> **Status — Documented (law, ballot outcome and ownership data) and Inference (distributional effect).** The publisher's position is that Florida's tax structure rewards the ownership of land and investment property and shifts the cost onto renters and wage earners, and that the relief now arriving came only after the gains had already been harvested.

Farm classification as a tax shelter. Under Florida's Greenbelt law, Fla. Stat. §193.461, land in bona fide commercial agricultural use is assessed on its agricultural use value rather than its market value. The savings can be dramatic: one Florida law firm illustrates a 10-acre parcel with a $500,000 market value carrying an agricultural use value of $5,000 to $25,000, cutting an annual tax bill of about $8,000 to a few hundred dollars. [130] The University of Florida's extension service, in a factsheet written for Miami-Dade County, notes that use-value assessment shifts the property-tax burden onto other classes of property. [129] Florida land-use lawyers acknowledge the potential for abuse by speculative developers who hold land for future development under a farm assessment. For capital seeking a place to sit through an inflationary cycle, farm-classified land is a low-carrying-cost hard

asset. On the same November 2026 ballot, voters also considered Amendment 2, exempting tangible personal property on agricultural land from taxation. [172]

REAL-LIFE CASE

"**Rent-a-cow.**" In 2025 the newsroom Suncoast Searchlight found that four of the most active builders in Sarasota and Manatee counties used the Greenbelt classification to cut their tax bills on land slated for subdivisions and shopping centers, costing the two counties at least $6.6 million in revenue in a single year. By claiming Greenbelt, those developers erased almost 97 percent of the taxable value on properties worth more than half a billion dollars. A follow-up found that the same law was also being used by phosphate miner Mosaic and by Florida Power & Light. Manatee County's property appraiser summed it up: the developers are playing the system, but within the bounds of the law. The method is simple: lease the land to a cattle grazer until construction begins. Twenty years earlier, a Miami Herald investigation documented the same practice in South Florida, including a Miami-Dade site whose owner had asked the county to declare it a contaminated brownfield months before requesting a farm tax break, saving $250,273 in 2004 alone. National homebuilder Lennar was among the companies named as beneficiaries. The Herald's series noted that, unlike Pennsylvania, which recovers seven years of tax savings plus interest when farm-assessed land is developed, or Massachusetts and New Jersey, Florida did not require landowners who pave over farm-assessed land to pay any of it back. In 2026 a candidate for Florida Agriculture Commissioner called for sweeping Greenbelt reform, citing the Searchlight findings. [58, 59, 60]

Who owns the land. Nationally, farmers and farm families still control roughly 91 percent of farmland acreage, and foreign investors hold about 3.6 percent, [143, 174] so the claim that farm parcels are "all gone" to investors is not supported nationally. The separation of ownership from farming is real, however: USDA's 2024 survey found that 79 percent of the 348 million rented acres of U.S. farmland were owned by non-farming landlords. [173] A Miami-Dade parcel-level ownership study, using property-appraiser records of agricultural-classified land by owner type, would test the claim locally.

Who is buying the land. Wall Street and corporate money is buying Florida land and working to change the law that governs it. Since 2017, companies linked to Ruane Cunniff, a Manhattan investment manager that runs hedge funds and mutual funds, have spent at least $230 million to buy more than 80,000 acres of largely rural land in St. Johns, Washington and Clay counties. In the 2026 session, a bill for landowners with at least 10,000 acres (later 15,000) would have granted automatic development entitlements with no local public hearing or vote, in exchange for setting aside 60 percent of the land as a "reserve area." The firm's lobbying entity registered 19 lobbyists from September 2025, and one of its land companies gave more than $150,000 in two months to political committees tied to the bill's sponsors and key officials, including $100,000 to the committee of Agriculture Commissioner Wilton Simpson. The House passed the bill 107–3; it cleared three Senate

committees before dying short of a Senate floor vote. Opponents expect it to return in 2027. [137, 138, 139]

The pattern is national. Bill Gates, through his investment firm Cascade Investment and directly, became the largest private owner of farmland in the United States, with about 242,000 acres across 18 states from Washington to Florida according to The Land Report. [141, 140] Florida's largest private landowner is Farmland Reserve, the investment arm of the Church of Jesus Christ of Latter-day Saints, with 626,600 acres. Corporate sugar holds much of the Everglades Agricultural Area: Florida Crystals, owned by the Fanjul family, about 155,000 acres, and U.S. Sugar about 153,000. [142] Florida's Greenbelt assessment is available to any owner with bona fide agricultural or timber use, regardless of size or who owns it. When a large holder sits on land while waiting for development rights, the farm assessment makes waiting cheap, and the difference is carried by every other taxpayer. Whether specific parcels held by these owners carry agricultural classification is a matter of county property-appraiser records and should be verified parcel by parcel.

The publisher states the conclusion directly:

> **Corporate giants are better informed than the government that is supposed to regulate them. They park money in farmland because they understand property taxes and valuation before anyone else, and the government follows their lead.**

> **Status — Documented (purchases, lobbying, contributions, tax treatment); Inference (information advantage and government deference).** The record documents the purchases, the lobbying, the political contributions, the legislative vote and the tax treatment available to the land. Institutional investors describe farmland as a defensive, low-correlation asset; industry research notes that most institutional capital has flowed into farmland for diversification and protection rather than outsized returns. That the buyers see valuation and tax consequences before the public, and that government follows rather than leads, is the publisher's inference. The Blue Ribbon bill's failure in the Senate is evidence that government does not always follow; its 107–3 House vote and its expected return are evidence of how far it goes when it does.

What they will say — and why it doesn't settle it. They will say farm families still control about 91 percent of U.S. farmland acreage and foreign investors only about 3.6 percent. True, and this paper does not claim otherwise. The question is not who owns the most acres but who writes the rules for the acres that matter: the ones at the edge of growth, near interchanges and new roads, where a change in zoning or assessment turns rural land into development value. That is where the hedge-fund money went, and that is the law it lobbied to change. [143, 174]

Amendment 3: relief after the harvest. According to news reports of unofficial results, Florida voters approved Amendment 3 on November 3, 2026, with more than 62 percent support, above the

60 percent required. [132] Beginning January 1, 2027, it raises the homestead exemption from non-school property taxes to $150,000 (then $250,000 in 2028), and cuts the annual cap on assessment increases for non-homestead property, including commercial buildings, rental and investment homes and vacation properties, from 10 percent to 5 percent. That second provision protects every investment portfolio in the state. Renters receive no direct benefit, and nothing in the amendment requires landlords to pass savings to tenants. A Leon County judge reviewing the ballot language observed that it gave relief only to homestead owners while renters could face higher costs. One analysis of the measure concluded that while landlords would write the check for any shifted tax burden, renters would largely bear it through higher rent. State economists estimated the measure would remove about $5 billion from local governments in its first year; local officials warned of service cuts or higher millage rates. [131, 133, 134, 46]

The relief arrives after Florida's price surge had already moved wealth to those who owned property early. Owners and investors who bought before the run-up hold the gains; the new cap slows the growth of their taxes from here. Renters, new arrivals and first-time buyers paid peak prices and are first in line for whatever costs are shifted.

Who the corporate landlords are. By some estimates, corporate investors own 20 to 25 percent of Florida's single-family rental homes. Invitation Homes, the nation's largest single-family rental landlord and a former Blackstone company, manages nearly 27,000 homes in Florida and reported $556 million in Florida revenue in the first nine months of 2025. (The firm built from foreclosed homes after 2008 is Blackstone, not BlackRock; the two are frequently confused.) [135] In Miami, investors accounted for about one in three home purchases in a recent quarterly Redfin analysis, the highest share among major U.S. metros. [175]

> **REAL-LIFE CASE**
>
> **The landlord the FTC caught.** In September 2024 Invitation Homes, the nation's largest single-family landlord, agreed to pay $48 million to settle Federal Trade Commission charges. The FTC alleged that it advertised rents that left out mandatory "junk fees" that could exceed $1,700 a year, collected more than $18 million in application fees on deceptively priced houses since 2019, failed to inspect homes before tenants moved in, systematically withheld security deposits for normal wear and tear, and used unfair eviction practices. The company did not admit the allegations. This is the business model that Florida's Amendment 3 now protects with a 5 percent cap on tax increases, while its tenants receive no direct relief. [61]

What they will say — and why it doesn't settle it. They will say most investor-owned homes belong to small landlords: in Florida investors own about 17.9 percent of single-family homes, nationally landlords with ten or fewer homes hold about 96 percent of investor-owned stock, and the largest institutions have been net sellers for nine consecutive quarters. They will say the 5 percent cap limits assessments, not tax bills, and may stabilize rents. True. But the cap protects every investment portfolio in the state, large and small, while the people who rent from those portfolios receive nothing

directly, and nothing in the amendment requires a single dollar of the savings to reach a tenant. [136, 176]

Wages. Florida's minimum wage rose to $15.00 an hour on September 30, 2026, double the federal $7.25, under the schedule voters approved in 2020; increases after 2026 are tied to inflation. Whether $15 an hour covers rent, insurance and food in Miami-Dade is the question the local cost comparison proposed in Section 30, p. 54 is designed to answer. [145]

The position, stated plainly: *Florida's tax system increasingly favors owners of land over people who earn wages. Agricultural classification lets land be held at a fraction of its market-value tax, with the difference shifted to other taxpayers. Amendment 3 delivers relief after the price surge, caps tax growth on investment and corporate rental portfolios, gives renters nothing directly, and leaves local governments to recover lost revenue through fees and millage that flow back to tenants. Land, especially farm-classified land, is one of the safest places for capital to sit through an inflationary cycle, and the people who rent it carry the cost.*

SECTION 35

Corporate farmland: parking cash, harvesting tax breaks, feeding the phantom market

> **Status — Documented (buyers, holdings, returns, tax treatment, enforcement actions, financial products); Inference (motive and combined effect).** Large farm parcels are not only bought to farm. Pension giants, Wall Street asset managers, real estate investment trusts, billionaires, church investment arms and hedge funds buy them to park capital where inflation cannot reach it, to carry land cheaply under farm tax treatment while waiting for development rights, and to build financial products on top of the deed. This section names the buyers, shows the reasons in their own terms, and traces how one parcel of land becomes several layers of paper.

Who is buying. *Nuveen*, the asset manager owned by the teachers' pension giant TIAA, describes itself as the world's largest farmland manager; its natural-capital arm oversees about $13 billion across roughly 2.6 to 3 million acres of farmland and timberland. In 2026 it launched a $3 billion private farmland real estate investment trust, the first major institutional non-traded vehicle devoted to farmland, which may also invest in farm mortgages and other farm debt. [112, 113] *Gladstone Land*, a publicly traded farmland REIT, owns about 99,000 acres on 144 farms in 14 states, including Florida, where it has bought farmland north of Fort Myers and sold Florida and Nebraska farms in 2025 for $64.5 million at a $15.7 million gain. [114, 115] *Bill Gates*, through Cascade Investment and directly, became the largest private farmland owner in the country. *Farmland Reserve*, the investment arm of the Church of Jesus Christ of Latter-day Saints, is Florida's largest private landowner at 626,600 acres. [142] *Ruane Cunniff*-linked companies bought more than 80,000 acres of rural north Florida (Section 34, pp. 65–66). And *Alico*, once the largest U.S. citrus producer, has turned itself into a Florida land

company (case file below). [116, 117, 118]

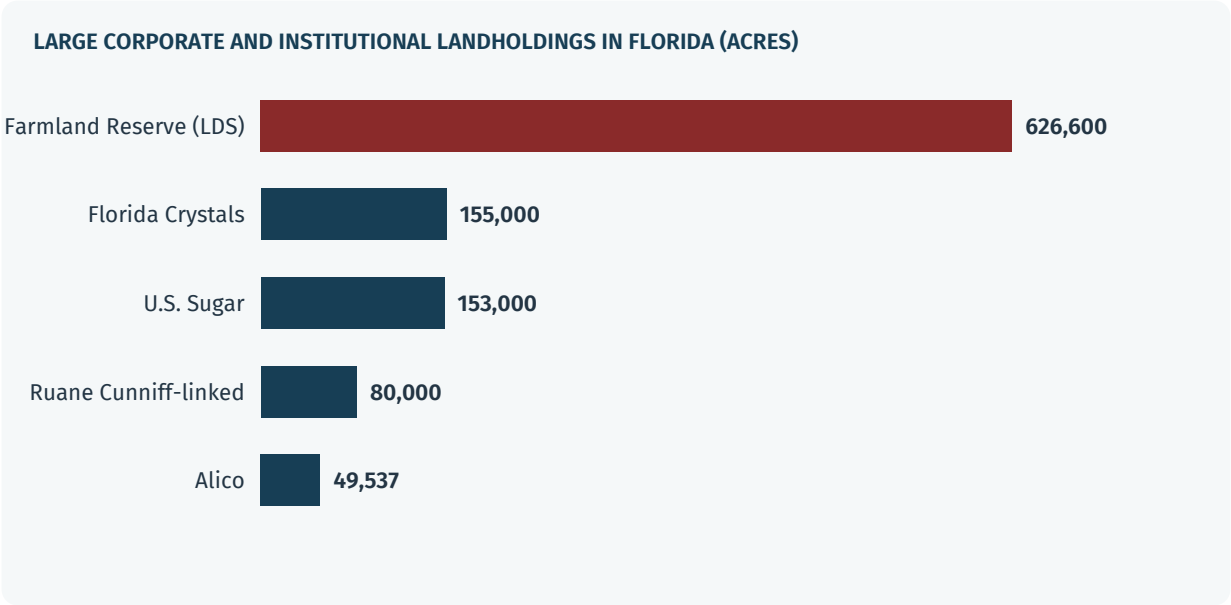

Florida acreage as reported: Farmland Reserve, Florida Crystals and U.S. Sugar per Florida Trend and Sunshine State News rankings; Ruane Cunniff-linked companies per Seeking Rents (at least 80,000 acres in three north Florida counties); Alico per company filings (Sept. 30, 2025). Figures are from different dates and are shown for scale.

Why they buy: four reasons in their own terms.

1. A place to park money that inflation cannot reach. The industry's benchmark, the NCREIF Farmland Index, which tracks farms owned by tax-exempt institutional investors such as pension funds, returned an average of about 10.15 percent a year from 1991 to 2024 with low volatility. Over roughly the same period, consumer prices rose about 2.6 percent a year. Nuveen markets farmland as a hedge against inflation; the TIAA Center for Farmland Research at the University of Illinois describes it as resilient and inflation-responsive. This is the publisher's thesis seen from the other side of the trade: when the currency is designed to lose value, those with capital move it into land. [124, 113, 125]

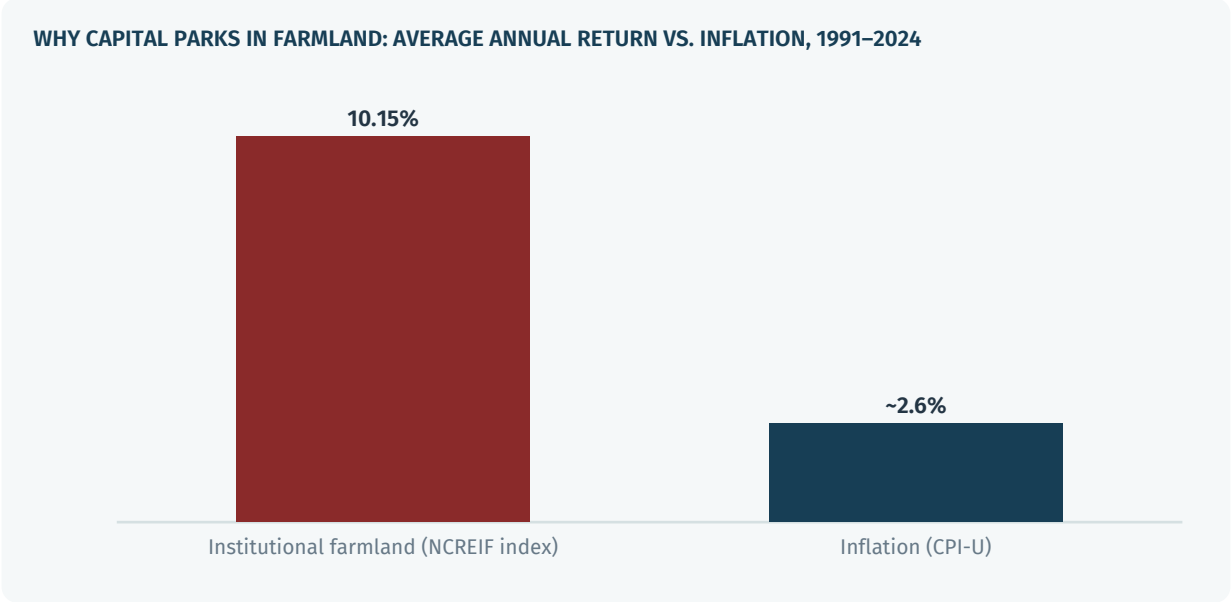

Average annual total return of the NCREIF Farmland Index, which tracks farms owned by tax-exempt institutional investors and is based on appraisals, 1991–2024, as reported by FarmTogether/Global AgInvesting; average annual CPI-U inflation over the same period computed from BLS annual averages (136.2 in 1991 to 313.7 in 2024).

2. Cheap to hold, especially in Florida. Florida's Greenbelt law taxes land in bona fide agricultural use at its farm-use value rather than its market value (Section 34, pp. 64–65) [130]. A farm REIT that leases its land to a grower qualifies like any farmer. A land company that keeps its acreage leased for agriculture while it pursues rezoning carries that land at farm tax rates until the bulldozers arrive. Real estate investment trusts generally pay no corporate income tax on income they distribute, and the pension funds behind the NCREIF index are tax-exempt. Each layer of the structure is designed to keep the carrying cost of the land low.

3. The development option. Farm land at the edge of growth is a bet on future zoning. Alico's 4,660-acre planned community near Naples, Ruane Cunniff's Blue Ribbon bill and the "rent-a-cow" developers of Sarasota and Manatee are the same strategy at different stages: hold as farmland, pay farm taxes, win the entitlements, sell or build at development value. [118, 137, 58]

4. Paper built on dirt. One parcel can support several financial claims at once. The deed may be owned by a REIT whose shares trade on an exchange or, in a non-traded REIT, are priced monthly at an appraised net asset value. The land may secure a mortgage that is sold to Farmer Mac, the federally chartered agricultural mortgage company, whose outstanding business volume reached a record $38.5 billion in the third quarter of 2026 and which issues its own securities backed by farm loans. [126] Index returns that attract new money are based on appraisals rather than sales. And farmland has now entered the token market: platforms are issuing blockchain tokens representing fractional shares of farms, one advertising staking yields of 5 to 18 percent tied to farm revenue, and another announcing plans to tokenize $100 million of Georgia almond orchards. [127, 128] The deed is real. The layers on top of it are claims, the same chain of entitlements Webb describes, extended from securities into land (Sections 5, p. 15 and 33, pp. 62–63).

REAL-LIFE CASE

Alico: from orange grower to land bank. Alico was once the largest U.S. citrus producer, growing roughly a fifth to a quarter of the nation's juice oranges and serving Tropicana. Citing citrus greening disease and storm losses, it stopped growing citrus and repositioned itself as a land company holding about 49,500 acres across eight Florida counties. Its stated strategy is now to lease farmland for agricultural use, sell land and pursue real estate entitlements. It reports 97 percent "agricultural utilization" of its land; management estimated in 2026 that about 33,400 acres would remain in agricultural use, valued at $175 million to $200 million, while the company pursues development. Its largest project is a proposed master-planned community on about 4,660 acres in northern Collier County near Naples, which won county approval for its East Village in April 2026. In 2026 it sold about 3,500 acres for roughly $35 million, about $9,760 an acre. Earlier, the State of Florida bought 10,702 acres of Alico Ranch land in Hendry County through its Florida Forever conservation program for $28.5 million. Land that once grew oranges is now held in agricultural use while it waits for development value, and part of it was sold to the public. [116, 117, 118, 119]

REAL-LIFE CASE

13 shell companies. In 2023 the Securities and Exchange Commission fined the Church of Jesus Christ of Latter-day Saints and its investment manager, Ensign Peak Advisers, a combined $5 million. The SEC found that from 1997 to 2019 Ensign Peak, with the church's knowledge, failed to file required disclosures of the church's stock portfolio and instead created 13 shell LLCs to file in their names, obscuring a portfolio that had grown to about $32 billion by 2018, because the church was concerned disclosure would lead to negative consequences. The SEC case concerned stock holdings, not land. But the same organization's investment arm is Florida's largest private landowner, and the case is a documented instance of the "fragment the books" step: one owner, many names, a portfolio deliberately kept out of view. [120]

REAL-LIFE CASE

Land appraised into a tax shelter. A "syndicated conservation easement" lets investors buy into a partnership that owns land, place a conservation easement on it, and claim a charitable deduction based on an appraisal of what the land might have been worth if developed. The IRS calls the abusive version a tax shelter disguised as conservation. It challenged about $21 billion in such deductions claimed from 2016 to 2018 and placed some 28,000 taxpayers under examination. In one criminal case, promoters using inflated appraisals and backdated documents generated more than $1.3 billion in fraudulent deductions; two were sentenced to 23 and 25 years in prison, and an appraiser admitted inflating some appraisals by at least 70 percent. Here

> the phantom is the valuation itself: land worth a fraction of its appraisal produced deductions several times the cash invested, and the lost tax revenue fell on everyone else. [121, 122, 123]

What they will say — and why it doesn't settle it. They will say institutions own only a small share of U.S. farmland, that farm families still control about 91 percent of acreage, that REITs and funds supply capital and lease land to working farmers, that Greenbelt requires bona fide agricultural use, that Farmer Mac exists to provide credit to rural borrowers, and that most conservation easements are legitimate. All of that is true, and this paper does not claim otherwise. The point is not how many acres they own nationally but which acres they choose and what they build on them: land at the edge of growth, held at farm tax rates, financed through federally backed credit, valued by appraisal, packaged into shares, securities and now tokens, and waiting for the rezoning that turns it into development value. The family farmer receives the same tax classification. The investor receives the classification plus the inflation hedge, the development option and the financial products, and has the capital to wait. [143]

The position, stated plainly: *corporate America parks money in farmland because it understands, before anyone else, that land holds value when currency does not, that farm classification makes land cheap to hold, and that zoning turns farm value into development value. The same parcel then supports a stack of claims: REIT shares, farm-mortgage securities, appraisal-based index returns and blockchain tokens. The land is the one real thing in the stack. Everything built on it is paper, and in a collapse, the paper is what fails.*

SECTION 36

The publisher's position at a glance

Claim	Status	Basis	What would strengthen or test it
The financial system reinvents itself after each crisis	Inference	Post-crisis history of new instruments, rules and institutions	Case-by-case record of what replaced each failed structure
Future collapses will be paid through inflation, not seizure	Prediction	Documented post-WWII debt liquidation through inflation and financial repression	Real interest rates and debt-to-GDP trends after the next crisis
Central banks deliberately pursue gradual devaluation	**Documented**	Published 2 percent inflation targets of the Federal Reserve and peer central banks	Already established by official statements
Staggered declines preserve an appearance of stability	Inference	Exchange rates measure currencies only against each other	Long-run purchasing-power comparisons against goods, land and gold
The system was purposely designed to devalue old debt	Inference	Outcomes consistent with the claim; intent not yet documented	Specific policy statements or decisions showing intent
Official inflation understates Miami-Dade living costs	Inference	Published CPI method: estimated housing, insurance largely excluded, national averages	Miami-area CPI compared with documented local rents, insurance, taxes and food
New digital money carries no FDIC protection	**Documented**	GENIUS Act (Pub. L. 119-27) and FDIC implementing proposals	Already established by statute
In a collapse, holders of digital tokens bear the loss	Documented structure; Prediction as outcome	No deposit insurance; systemic-risk exception limited to failed banks; 2023 rescue of uninsured bank depositors	Recovery rates for holders in the first major stablecoin-issuer failure
Crisis-era laws shift protection toward institutions	Documented examples; Inference as a pattern	2005 bankruptcy act; Florida SB 2-A	Systematic review of post-crisis statutes, including those that expanded consumer protection
The public underwrote the 2008 collapse and private rescue profits	**Documented**	Buffett's FCIC account of his Goldman bet; TARP, AIG payouts and FDIC-guaranteed debt behind Goldman	Complete accounting of guarantees extended versus fees and repayments received
2008 rescues guaranteed investors' losses	**Documented**	AIG counterparties paid 100 cents on the dollar; FDIC loss-share on IndyMac/OneWest	Full accounting of loss-share payments and counterparty recoveries

Claim	Status	Basis	What would strengthen or test it
Those in charge are rarely held personally responsible	**Documented**	One U.S. banker imprisoned after 2008; penalties paid mainly by institutions	Already established by the prosecution record
Crises move wealth from ordinary households to the top	Documented data; Inference as mechanism	Fed DFA: top 1% at a record 32.5%, bottom half 2.3%; 2007–2010 losses concentrated below the median	Wealth-share and asset-ownership changes across the next downturn
Collapses are purposely allowed in order to collect that wealth	Inference	Outcomes consistent with the claim; intent not documented	Records showing decision-makers chose to allow a collapse for that purpose
Tokenization builds a phantom market of claims on claims	Documented mechanics; Prediction as to scale	Tokens that track but do not convey ownership; rehypothecation risk flagged by BIS; legal ambiguity flagged by IOSCO	Ratio of token claims to underlying assets as the market grows
The digital dollar is designed to finance government debt	**Documented**	Treasury Secretary's public statements; GENIUS Act reserve rules	Net new Treasury demand attributable to stablecoins
Token businesses fail when the tokens do	Documented precedent; Prediction	2022 failures of Celsius, Voyager, BlockFi and FTX	Outcome of the next major token-market downturn
Florida's tax system favors land and investment property over wage earners	Documented law; Inference as to effect	Greenbelt use-value assessment; Amendment 3's 5% non-homestead cap; no renter relief	Miami-Dade comparison of tax burdens by property class and tenure, 2027–2029
Wall Street and corporate money buys Florida land and lobbies to rewrite land law	**Documented**	Ruane Cunniff: 80,000+ acres, 19 lobbyists, $150,000+ in contributions, Blue Ribbon bill passed House 107–3	Parcel-level check of agricultural classification on investor-held land
Corporations are better informed than government, which follows their lead	Inference	Purchases ahead of proposed rezoning rights; lobbying and contributions; bill's House passage	Timing analysis of land purchases against later rule changes
Corporate and institutional buyers park capital in farmland and build financial products on it	**Documented** holdings and products; Inference as to motive	Nuveen's $3B farmland REIT; Gladstone Land; Alico; Farmer Mac's $38.5B volume; farmland tokens; NCREIF returns vs. inflation	Parcel-level study of agricultural-classified land held by funds, REITs and land companies in South Florida

Claim	Status	Basis	What would strengthen or test it
Land valuations are inflated into tax shelters	**Documented**	IRS challenged $21B in syndicated conservation easement deductions; $1.3B criminal scheme	Florida-specific review of conservation easement deductions
Investors own most U.S. farmland	Not supported	Farm families control ~91% of acreage; 79% of rented acres owned by non-farmers	Miami-Dade parcel-level study of agricultural-classified land by owner type
Economic truth is hard to swallow, so comforting numbers win	Publisher's position	Published data on housing, wealth and deposit insurance contradict official headline figures yet rarely change behavior	Compare public belief surveys with the published record on the same facts
Too much information is purposely created to misinform	Documented examples; Inference as to purpose	Amendment 3 ballot language ruled "clearly and conclusively defective"; late AIG disclosure; misleading token labels	Pattern review of official ballot, disclosure and product language found defective or misleading
The next dominant money will be digital and uninsured	Prediction	Stablecoin framework enacted (2025); Federal Reserve CBDC barred by statute through 2030	Adoption and market share of payment stablecoins; what Congress does when the ban expires

> **The publisher's commitment.** MiamiDade.watch will continue to state this position plainly and to argue it forcefully. It will also keep each part of it labelled, because a reader who can see which claims are documented, which are inferred and which are predicted is better equipped to judge the argument than one who is simply asked to believe it.

WHAT CAN BE DONE

From the Record to Reform

SECTION 37

Protect yourself now

These are steps an individual can take under current law. They do not require anyone's permission.

Know where your money actually is. FDIC insurance covers deposits at an insured bank, in your name, up to $250,000 per depositor, per bank, per ownership category, and it pays only when that bank fails. Stablecoins, crypto, and cash credited to you at an exchange or payment app are not insured deposits; they are claims on a company. Before trusting any account, ask three questions: Is it a deposit? Is it at an FDIC-insured bank? Is it in my name? [22]

Know what you own in a brokerage account. Shares held "in street name" at a broker are a security entitlement, the claim on an intermediary that Webb describes. Many U.S. companies allow shareholders to hold shares registered directly in their own name with the company's transfer agent instead. Direct registration can carry trade-offs in convenience and cost, but it removes one layer of intermediary between you and the asset. [4]

Demand the record. Florida's public records law (Chapter 119, Florida Statutes) gives any person the right to inspect and copy public records of state and local agencies. For any decision that affects your land, request the full file: the determination, the underlying data, maps, photographs, reviewer notes, correspondence and any mitigation-credit transactions linked to it. Keep every request and response by date. [185]

Contest the valuation. A property owner may petition the county Value Adjustment Board to challenge an assessment or the denial of an agricultural classification. The deadline is short and is stated on the annual TRIM notice; miss it and the year is lost. [186]

Use the property-rights statute before the clock runs. Under the Bert J. Harris, Jr., Private Property Rights Protection Act, Fla. Stat. §70.001, a claim must be presented within one year after a law or regulation is first applied to the property. Owners of land affected by a new restriction should calendar that date the day they learn of it. [146]

Build your own file. Use the parcel protocol in Part Six: rights, evidence, consequence, beneficiary and procedure ledgers, with the best contrary evidence recorded beside your own. A complete file is the strongest position any owner can bring to an agency, a lender or a court.

When you are already in the fight. The step-by-step defenses that grew out of this investigation, including cleaning the credit record and collecting damages for errors, saving a home or farm through bankruptcy, the thousand-papercut mortgage defense, and the motions and plan an aggressive defense uses, are collected in Volume Two of this publication, *The Citizen's Defense Manual*, which follows the reform proposals below. It is written for the homeowner facing a deadline, can be printed on its own, and opens with a one-page card of the deadlines that lose cases.

SECTION 38

Surviving the money system since 1971: twelve rules

On August 15, 1971, President Nixon closed the window through which foreign governments could exchange dollars for gold. [183] Since then the dollar has been a promise, not a claim on anything physical, and the record in this report follows from it: crises are paid for with inflation, the official numbers understate what households pay, and the people who come out ahead are those who own scarce things outright, owe fixed-rate debt and read the fine print. The Consumer Price Index stood at about 40.5 in 1971 and about 334 in 2026: a 1971 dollar buys about 12 cents of today's goods, [184] and far less of a Miami home. These are the rules the record supports. They are general information, not financial or legal advice.

1. Measure your life with your own numbers. The official number is not measuring your rent, insurance or property tax (Section 30, p. 52). Once a year, total what you pay for housing, insurance, taxes, food and utilities, and compare it with last year. If your income is not rising at your own rate, you are getting poorer, whatever the index says.

2. Do not keep long-term savings in cash. Inflation is how collapses are paid for (Sections 28, p. 44 and 29, p. 45), so cash is where the loss lands. Keep enough cash for emergencies; hold the rest in things that cannot be printed: a home, productive land, broad ownership of real businesses, and some hard assets.

3. Own your home, and let fixed-rate debt work for you. The publisher's thesis cuts both ways. If inflation shrinks old debt, a 30-year fixed-rate mortgage grows lighter every year, because it is repaid in cheaper dollars. Variable-rate debt and credit-card balances do the opposite. In Florida, file the homestead exemption, protect the Save Our Homes cap and carry it with you through portability, and learn what Amendment 3 does to your bill. The tax system protects owners and shifts costs to renters and newer buyers (Section 34, pp. 66–67).

4. Know exactly what is insured, and by whom. FDIC insurance covers bank deposits up to $250,000 per depositor, per bank, per ownership category. It does not cover stablecoins, crypto, brokerage holdings or tokens, even when a company implies it does (Sections 25, p. 37 and 31, pp. 54–55). If a product's protection depends on its issuer staying solvent, you are a creditor, not an owner.

5. Own in your own name where you can. This is the core of Webb's book (Parts One through Seven). Shares held in street name are a claim on the broker, not the shares themselves. For long-term holdings, ask about direct registration, or hold assets that can be titled in your name: real estate, physical metal, a business you control.

6. Stay away from the phantom markets. Tokenized "real-world assets," yield products and claims on claims (Section 33, p. 62) pay the people who build them. When they fail, the infrastructure fails with them. If you cannot name who owes you, what they hold and what happens in bankruptcy, stay out.

7. Learn the rules the big players use. Corporations park money in farmland because they understand Greenbelt classification, conservation easements and valuation before anyone else (Sections 34, pp. 64–65 and 35, p. 68). Ordinary owners can use the same rules: agricultural classification on qualifying land, property-tax appeals to the Value Adjustment Board, and Bert Harris Act claims, with their one-year deadline, when government restricts land.

8. Raise your earning power faster than prices. Since 2000 the minimum wage has nearly tripled while one North Miami Beach rent nearly quintupled (Section 30, p. 53). Wages alone do not keep up; skills, ownership stakes and a second income do better than a raise.

9. Act locally. Sections 39, p. 79 through 41, p. 80 list what the county, the Legislature and Congress can change. County budget hearings and the property appraiser's office are where the partnership's last step, *tax the citizen*, is carried out.

10. Accept the hard truth early. The buyers who bought Miami at the 2006 peak heard the warnings (Section 25, p. 37). Survival means acting on what the record shows, not on what the official number suggests.

11. Make them prove the debt. The publisher's *Credit & Records Recovery System* is built on one idea: a balance, an owner's name or a negative mark can be copied through dozens of systems while resting on a single original record, and copying is not proof. Demand the source records: the original contract, every transfer, the servicer's authority and the payment ledger. Build a chain of rights showing who lent, who owns, who collects and who reports; after securitization and debt sales these are often four different companies, and every gap in the chain is leverage. Volume Two, Part A, shows how.

12. Use bankruptcy as a tool, not a surrender. Wall Street profits in bankruptcy because it knows the rules. The publisher's *Bankruptcy Restructuring for the Wetland-Impaired Farm* gives owners the same playbook: stop the sale, value the collateral at what it is really worth, reset the interest rate, make every claimant prove its chain of title, and keep the property through the downturn. Volume Two, Parts B through D, shows how.

SECTION 39

What Miami-Dade County can do

Publish the mitigation-credit ledger. Every wetland mitigation credit sold in connection with a county or state permit affecting Miami-Dade land should be posted online: the bank, the buyer, the price, the date, the permit it satisfied and the parcel it relates to. If a restriction on one owner's land creates revenue for someone else, the public should see it.

Publish the Greenbelt report. Each year, list every agriculturally classified parcel in the county with its owner type (individual, family farm, corporation, fund, trust), its market value, its agricultural use value and the estimated tax shifted to other property.

Name the real owners. Require disclosure of the individuals and funds behind entities that buy agricultural or residential land in the county, or ask the Legislature to require it statewide.

Publish the real cost of living. Maintain a local dashboard comparing the official Miami-area Consumer Price Index with documented county costs: market rents, homeowners' insurance premiums, property-tax bills, utility charges and food.

Put every wetland decision online with its data. Publish each county wetland determination with the delineation, soils and hydrology data, photographs and the legal authority relied on, so that owners and the public can examine the basis for the decision before it affects a loan, an appraisal or a sale.

SECTION 40

What the Florida Legislature can do

Make landlords disclose Amendment 3 savings. Require owners of rental property to report to tenants, annually, the property-tax savings attributable to the 5 percent non-homestead cap.

Take ballot summaries away from the authors. Require that every constitutional ballot title and summary be written by an independent, nonpartisan office, with a plain-language statement of who gains and who pays, so that no court has to strike official advocacy from a ballot again.

Adopt a Greenbelt rollback tax. Several states require owners to repay a portion of the tax savings when farm-assessed land is converted to development. Florida should require repayment of recent agricultural-classification savings when classified land is rezoned or developed.

End farm tax rates for land being developed. Suspend Greenbelt classification once an owner applies for rezoning or development approval on the parcel, so that land held for development is taxed as what it is.

Report the big farm portfolios. Require funds, REITs, trusts and land companies holding more than 1,000 acres of agriculturally classified land in Florida to disclose their beneficial owners, total acreage and estimated annual Greenbelt savings.

Shine light on land-use money. Require prompt public reporting of political contributions from landowners and their affiliates while legislation affecting their own land is pending.

Strengthen the Bert Harris Act. Shorten government response times, award fees to owners who prevail, and require agencies to state the dollar impact of new land restrictions on affected parcels at the time they are adopted.

SECTION 41

What Congress and federal regulators can do

Claw back pay at rescued institutions. Any institution that receives public capital, guarantees or loss-sharing should be subject to mandatory recovery of executive compensation.

Publish the full bill. Require a single public accounting of every guarantee, loss-share payment and counterparty payout made in a financial rescue, by recipient.

Narrow the safe harbors. Revisit the bankruptcy safe harbors expanded in 2005; legal scholars have proposed specific limits on the protection given to repurchase agreements and derivatives in insolvency. [27]

Protect the holders of digital dollars. Require independent, frequent audits of stablecoin reserves, strict segregation, and prompt payout to holders in an issuer failure.

Limit claims on claims. Set limits on the rehypothecation of tokenized assets so that one real asset cannot support an unlimited stack of digital claims.

Close the conservation-easement shelter for good. Make the limits Congress placed on syndicated conservation easement deductions permanent and enforce appraisal penalties against promoters and appraisers. [182]

Disclose who owns the farmland. Federal law requires foreign owners of U.S. agricultural land to report their holdings. Extend reporting to large domestic institutional and investment-fund owners. [174]

These are proposals the publisher supports. They are separate from the findings. A reader may accept every documented fact in this paper and still disagree with a remedy; the record stands either way.

MIAMIDADE.WATCH

VOLUME TWO · CURRENT AS OF NOVEMBER 18, 2026

The Citizen's Defense Manual

Clean the record, save the home or farm, and make every claimant prove its case. The practical companion to Volume One, for Miami-Dade homeowners, farmers and borrowers.

Four parts · twelve sections · the Action Card of deadlines that lose cases · motion tables · worked examples. General legal information for Florida, not legal advice.

ABOUT THIS MANUAL

This manual is for the homeowner, farmer, tenant or borrower who is already in the fight: a foreclosure complaint on the kitchen table, a collector calling, a judgment entered without notice, a credit report that keeps an apartment out of reach. It is Volume Two of this publication. Volume One, *The Great Taking, the Record, and the Property Owner*, explains how the system is built. This manual explains how to defend inside it, and can be printed and used on its own.

It draws on the publisher's two working manuals, *Credit & Records Recovery System* and *Bankruptcy Restructuring for the Wetland-Impaired Farm*, both published at miamidade.watch, and condenses them into four parts: cleaning the record and getting paid for the system's errors; saving a home or farm through bankruptcy; the thousand-papercut mortgage defense; and the legal switch, with the motions and the step-by-step plan an aggressive defense uses.

Both manuals state the publisher's thesis in their own words. The bankruptcy manual: *Government takes its piece. Finance takes its piece. The citizen pays for both.* The credit manual opens with the question of how a population is kept in servitude, and answers it: keep it afraid, uninformed and in debt. This manual is the answer to that: informed, documented and on offense.

Every example is illustrative: the names and figures are invented to show how the law works, and the interest rates are assumptions, not quotes. Every rule is cited so it can be checked. Start with the Action Card on the next page. The deadlines on it are the ones that lose cases.

READ THIS FIRST

This manual is general legal information about Florida and federal law, written for education. It is not legal advice, it does not create an attorney-client relationship, and it cannot account for the facts of any particular case. Court deadlines are short and many cannot be extended; a missed deadline or a filing made without a factual and legal basis can cost a home, a farm or money in sanctions. Before acting, consult a licensed Florida attorney: a bankruptcy attorney (one who handles Chapter 12 for a farm), a consumer attorney for credit and collection claims, and land-use counsel where land is at stake. Legal Services of Greater Miami, Dade Legal Aid and the National Association of Consumer Advocates directory are places to start. Laws, dollar limits and court rules change; this edition is current as of November 18, 2026.

ACTION CARD

The deadlines that lose cases

Print this page. Keep it with the court papers.

Clock	What must happen	Rule
20 days	Answer a foreclosure or collection lawsuit, counted from the day you are served. Missing it lets the plaintiff take a default judgment.	Fla. R. Civ. P. 1.140(a)
30 days	Answer the plaintiff's requests for admission. Unanswered, every statement is deemed admitted, including that it owns your loan.	Fla. R. Civ. P. 1.370
37 days	Before a scheduled sale: the servicer must receive a complete loss-mitigation application this far ahead for it to stop the sale.	12 C.F.R. §1024.41(g)
10 days	After a foreclosure sale: the deadline to file an objection to the sale.	Fla. Stat. §45.031(5)
30 days	After a final judgment: the deadline to file a notice of appeal.	Fla. R. App. P. 9.110

THE FIRST FIVE MOVES

#	Do this
1	**Calendar every date** the day you are served or receive a notice, and keep every envelope.
2	**Answer: admit almost nothing.** Admit only what is true and known; answer the rest "without knowledge, therefore denied"; demand proof (Section M11).
3	**Send three letters the same week:** a RESPA request for information, a notice of error on each wrong charge, and a demand to preserve records (Sections M9 and M11).
4	**Apply for loss mitigation and start saving.** Submit a complete application, and deposit the full monthly payment into a separate account every month (Section M12).
5	**Call for help this week:** a consumer or bankruptcy attorney, Legal Services of Greater Miami or Dade Legal Aid.

> **Never** ignore a summons, deny what you know is true, claim an illness or identity theft that is not real, file a homemade lien release or "paid by securitization" theory, or pay a foreclosure-rescue or surplus-recovery company up front.

DEFENSE MANUAL · PART A

Clean the Record and Get Paid

SECTION M1

Lock the file, dispute the errors, and get paid

The publisher's companion manual, *Credit & Records Recovery System* (miamidade.watch/reports/Credit-Records-Recovery-System.html), is built on one rule: bad credit is not a claim, but an error is. Every company that creates, passes along, "verifies" or collects on wrong information can owe money for it.

Lock and look. Freeze every file, not only Equifax, Experian and TransUnion but also LexisNexis, Innovis, ChexSystems and NCTUE. Then send each one the manual's 27-section disclosure request, which uses the Fair Credit Reporting Act (15 U.S.C. §1681g) to force the company to name the source of every item in your file. An item nobody can source is an item nobody can verify. [196, 2]

Dispute one item at a time, the right way. One wrong field, one exhibit, one letter, certified mail. Send it to the credit bureau and to the company that reported it on the same day. The order matters: a company that reports to the bureaus can be sued over a careless "verified" only after the dispute reaches it through a bureau (§1681s-2(b)). [149]

Know what the law pays. A willful credit-reporting violation carries $100 to $1,000 in statutory damages, plus punitive damages and attorney's fees (§1681n). A debt collector's violation carries up to $1,000 plus actual damages and fees under the federal Fair Debt Collection Practices Act, and up to $1,000 more, plus possible punitive damages, under Florida's Consumer Collection Practices Act, which also reaches original creditors. Because the company that loses pays the consumer's lawyer, consumer attorneys take strong cases with nothing up front. Small claims court in Florida handles claims up to $8,000. [148, 150, 151]

Never ignore a lawsuit. In Florida county and circuit court the answer is due 20 days after service. Most collection suits are won by default because no one answers. Make the plaintiff prove it owned this account on the day it filed, object in writing to sworn statements from employees with no personal knowledge, and check old judgments: a judgment entered without valid service is void and can be attacked at any time (Fla. R. Civ. P. 1.540(b)(4)). [191]

Know what a creditor cannot take. Florida protects the homestead without a dollar limit, wages of a head of family up to $750 a week (and above that unless the worker agreed in writing to garnishment), retirement accounts, Social Security, and Earned Income Tax Credit refunds. A garnishment can be stopped by filing a claim of exemption within 20 days. [190]

Use every path to deletion, and clean every record. The credit manual lists sixteen separate ways an item comes off a report, from an item no one can verify and items past the seven-year reporting limit to pay-for-delete agreements and identity-theft blocks. Disputes are processed through the bureaus' automated e-OSCAR system using the Metro 2 reporting format, so the strongest dispute names the exact field that is wrong. The same method reaches beyond credit reports: tenant-screening files, bankruptcy entries, IRS tax liens (which can be withdrawn under the IRS Fresh Start rules), UCC financing statements (a secured party that fails to file a termination when required owes $500 in statutory damages), and wetland labels on land records. [2]

WORKED EXAMPLE

The apartment denial that paid. *(Illustrative; names and figures are invented.)* Andre applies for an apartment in Little Haiti and is turned down. The landlord's notice names the tenant-screening company. Andre requests his free copy and finds an eviction case from 2019 reported as a judgment against him. The court docket shows the case was dismissed. He mails the screener a dispute with a certified copy of the dismissal order. Thirty days later the screener reports the record "verified." Andre sends a method-of-verification request; the answer shows the screener never looked at the order. He now holds what consumer attorneys look for: a denial notice naming the company, a dispute with proof, and a "verified" result that ignored the proof. A lawyer files under §1681e(b) and §1681i. The case settles: the record is deleted, a corrected report goes to the landlord, Andre receives damages, and the screener pays his lawyer. [147]

WORKED EXAMPLE

The judgment entered while he was in jail. *(Illustrative.)* In 2021 a debt buyer obtained a default judgment against Marcus for a $4,100 credit card. The process server's sworn return says Marcus was personally served at his mother's house on March 9, 2021. Marcus was in county custody that day, and the jail records prove it. Because there was no valid service, the court never had jurisdiction over him, and the judgment is void. There is no deadline for attacking a void judgment, and Marcus does not have to prove he owed nothing. He sends the debt buyer's lawyer a request to agree to vacate; when they refuse, he files the motion. The judgment is vacated, the garnished wages are ordered returned, and every screening company that reported the judgment receives the order. The false return of service becomes the basis of a collection-practices claim.

DEFENSE MANUAL · PART B

Save the Home or the Farm

SECTION M2

Bankruptcy as a tool

The publisher's second companion manual, *Bankruptcy Restructuring for the Wetland-Impaired Farm* (miamidade.watch/reports/Bankruptcy-Kindergarten.html), starts from the publisher's own thesis. A downturn is a harvest: when a property is sold at foreclosure, the buyer pockets the equity the owner spent years building. Bankruptcy interrupts the harvest. It stops the sale, forces a judge to decide what the property is really worth, and makes every company claiming the property prove its right to it. [3]

Four tools do most of the work. The automatic stay (11 U.S.C. §362) stops a foreclosure sale the moment a petition is filed. Valuation (§506) caps the secured part of a loan at what the property is actually worth; the rest becomes an unsecured claim paid like a credit card in the plan. The interest rate can be reset to a court rate, usually the prime rate plus a small risk adjustment (*Till v. SCS Credit Corp.*, 2004), instead of the contract rate. And a claim objection or adversary proceeding forces the company asserting the loan to prove its chain of title. [81, 7, 187]

Choose the chapter on the real facts. The chapter is the tool, and the publisher's manual tests them in order. A genuine family farm with regular annual income, within the debt limit, tests Chapter 12 first: it is built for land-heavy, seasonal, family operations and lets payments follow the harvest. Property owned by an LLC or corporation, or debts over the individual limits, belong in Chapter 11 or its small-business version, Subchapter V. An eligible individual whose collateral is more than the principal residence can use Chapter 13. Where personal liability blocks any workable plan, a Chapter 7 can come first to discharge it, followed by a Chapter 13 to deal with the liens: the combination is called a "Chapter 20." In the Eleventh Circuit, a Chapter 13 plan can strip off a junior mortgage on the home that is wholly unsecured, meaning the home is worth less than the first mortgage (*In re Tanner*, 2000), and a debtor in a Chapter 20 can do so even though no second discharge is available (*In re Scantling*, 2014). An LLC or corporation cannot file Chapter 13, and any Chapter 7 must be planned so the trustee cannot sell the farm or the owner's legal claims. [13, 70, 3]

Cramdown in numbers: a 30-year amortization with a five-year balloon. This is the heart of the restructuring, and the publisher's manual works it through with one set of numbers. A commercial or farm loan of $1,000,000 at 9 percent costs about $8,046 a month on a 30-year schedule. The land is now worth $600,000, because a wetland label or a downturn has cut its value. Under §506(a), the claim splits: $600,000 is secured, and $400,000 becomes an unsecured deficiency paid at the plan's percentage with the other unsecured debts. The plan then pays the $600,000 at a

court-supported rate, 6 percent in the example, *as if* it were a 30-year loan, but makes the remaining balance due at the end of year five. The 30-year schedule keeps the monthly payment low; the five-year maturity keeps the plan within the time a court will supervise. In five years the owner pays down the loan, stabilizes the operation, and positions for a refinance or sale at the recovered value. [7]

Plan item	Without a §1111(b) election	With a §1111(b) election
Claim as filed	$1,000,000 at 9% (about $8,046 a month)	$1,000,000 at 9%
Secured amount	$600,000 (court-supported value)	Entire $1,000,000 treated as secured
Monthly payment	About $3,597 (6%, 30-year schedule)	About $3,597
60 payments total	About $215,838	About $215,838
Year-five balloon	About $558,326	About $784,162 (the amount needed to reach $1,000,000 in total payments)
Unsecured deficiency	$400,000, paid at the plan percentage	None separately

The lender's counter-move: the §1111(b) election. In Chapter 11, a secured lender can elect to have its whole claim treated as secured, so the plan's payments must add up to the full $1,000,000 even though the present value need only equal the $600,000 collateral. The monthly payment stays the same, but the balloon grows from about $558,326 to about $784,162. A plan that works with the first balloon can fail with the second, so the manual's rule is to model both before filing. The answers include negotiating agreed treatment, combining a refinance with documented investor capital or a sale (in the manual's example, $600,000 of committed refinancing plus $184,162 of investor capital), adding collateral, and challenging whether the lender is entitled to the election at all. Chapter 12 has no §1111(b) election, which is one more reason a genuine farm tests Chapter 12 first. [12, 13]

Prove the balloon; do not hope for it. A judge will not confirm a plan whose answer to the year-five payment is "the property should be worth more by then." The record needs a current appraisal and a conservative year-five value, the projected loan-to-value ratio, written lender term sheets or a broker's refinance analysis, reserves, investor commitments and a backup sale plan with dates. In the manual's example, a year-five value of $850,000 means the $558,326 balloon needs a refinance of about 66 percent of value, supported by two lender indications and a sale plan that starts twelve months before maturity. The manual's five-year calendar: before filing, the appraisal and documents; at filing, the value, rate, 30-year schedule and five-year maturity, with the alternative if the lender elects; years one and two, stabilize cash flow, keep insurance and taxes current and build a clean payment record; years three and four, updated valuations and refinance negotiations; year five, pay the balloon. [3]

How bankruptcy creates wealth for the owner. The manual's core idea is the publisher's thesis: a downturn is a harvest, and the foreclosure sale is where the equity is collected. Bankruptcy changes two numbers, not one. The secured balance falls to what the land is actually worth, and the interest

rate falls from the contract rate, 9 percent in the manual's Chapter 11 example, to the court's rate, 6 percent. The plan can run payments on a 30-year schedule with a balloon at year five, which gives the owner a five-year runway through the downturn; when the land recovers, the gain belongs to the owner, not to the buyer at the foreclosure sale. In the manual's worked example, about $341,674 in equity is preserved that a foreclosure would have handed to someone else. Two more tools complete the structure: a quiet-title action filed inside the bankruptcy settles once and for all who holds the lien, before the plan is confirmed; and a separation of ownership and operations, with one company holding the land, another running the business and the family leasing the home, mirrors the way large investors hold property, provided it is set up for real business reasons well before any trouble begins. [3]

Real party in interest: who owns, who owes, who enforces, and who is asking. The publisher's manual marks this section *very important*, and it is the foundation of every challenge in this volume. A person, an LLC, a trust, a trustee, a servicer and a debt buyer are different legal persons, and a case goes wrong when they are treated as one. Start every case with four questions, and answer each from documents: [3]

Question	What to identify
Who owns the asset?	The actual owner from the deed, title, entity records and trust documents, not the person who uses or manages it
Who owes the debt?	Every borrower, co-borrower, guarantor and entity that signed the note, mortgage, security agreement or guarantee
Who claims the right to enforce?	The creditor, noteholder, trustee, servicer, assignee or debt buyer, and the documents connecting it to the debt
Who is asking the court to act?	The exact person or entity filing the claim, motion, objection or foreclosure, and the authority it relies on

Two phrases are related but different. A *party in interest* is anyone with a legally recognized stake in the bankruptcy case and a right to be heard (11 U.S.C. §1109(b) in Chapter 11). A *real party in interest* is the person or entity that owns or controls the substantive right being enforced; Federal Rule of Civil Procedure 17(a) requires an action to be brought in its name, and Bankruptcy Rule 7017 applies that rule in adversary proceedings. Florida's courts apply the same principle (Fla. R. Civ. P. 1.210(a)). A servicer can be a party in interest and still have to prove whose right it is enforcing and what authority lets it act. In practice: a proof of claim based on a writing must attach the writing, and a mortgage claim must attach the evidence of a perfected security interest and the required payment history (Bankruptcy Rule 3001(c)–(d)); an objection under §502 and Rule 3007 forces the claimant to prove its claim; and in Chapter 11, only the holder of an allowed claim votes on the plan (§1126(a)), so a lender that cannot prove its claim cannot simply veto the plan. Do not use "standing," "party in interest" and "real party in interest" as interchangeable slogans: name the relief requested, the right asserted, the entity that owns that right, and the document that gives the actor its authority. [191, 192]

Make them prove the chain. Most mortgages were sold, pooled into a securitization trust and handed to a servicer. The company that files the claim must be able to connect itself to the note and the mortgage: who holds the original note, every endorsement and allonge, every assignment, whether the trust actually received the loan, and what authority the servicer has. The manual's core rule: debt proven plus lien not proven equals an unsecured claim. Securitization alone does not erase a debt. The leverage comes from a specific, documented break: a missing endorsement, an assignment signed after the foreclosure was filed, a claim filed by one trust while the land records name another. Public filings in the SEC's EDGAR system show how the trust was supposed to be built and can be compared with the loan's paper trail. [3]

SECTION M3

The move-out strategy

The home-loan rule, and the lawful way around it. Chapter 13 ordinarily forbids reducing a loan that is secured only by the debtor's principal residence (§1322(b)(2)). In the Eleventh Circuit, which covers Florida, farming or other use of part of the same land does not by itself remove that protection (*Lee v. U.S. Bank National Association*, 2024). But the rule protects only a principal residence, and most courts decide what the principal residence is on the day the bankruptcy is filed, not the day the loan was made. An owner who genuinely moves to another home before filing, and rents the house out, can file with the house as a rental property. The plan can then value the house, reduce the secured claim and the rate, and use the tenant's rent to fund the payments that the Chapter 13 trustee distributes to creditors. Meanwhile, the chain-of-title challenge puts pressure on the lender to settle instead of litigating whether it can prove its lien. [66, 69]

What can break the move-out strategy. Each of these has ended real cases, and each must be planned before filing:

1. **The move must be real and must come first.** A new lease or deed, utilities, driver's license, voter registration, insurance and tax records must all show the new residence before the petition date. A mailing-address change the week before filing will not survive a trustee's questions.

The cases. The majority rule is applied by bankruptcy courts in Florida's own circuit: in a Middle District of Georgia case, a debtor who moved out and established another residence before filing was judged by where he lived on the filing date. In *In re Benafel* (9th Cir. B.A.P. 2011), a homeowner who had moved out and rented the house filed Chapter 13 the day before the foreclosure sale; the appellate panel held that principal-residence status is decided on the filing date, not the loan date, and sent the case back for the bankruptcy court to apply that rule. [189, 67]

2. **Not every court uses the filing date.** A minority of courts look at how the property was used when the loan was made. Under that rule, moving out does not help. A licensed Florida bankruptcy attorney must confirm which rule the local court applies.

3. Florida homestead is lost. Moving out ends the homestead tax exemption and the Save Our Homes assessment cap, so the property-tax bill rises, and it ends the constitutional protection of the home from forced sale by other creditors. Those costs belong in the plan budget.

4. The rent has to carry the plan. The judge will test feasibility: vacancy, repairs, landlord insurance, taxes, the trustee's fee, and the source of any final balloon payment.

5. The challenge needs a provable defect. "It was securitized" is not a defense. A documented break in the chain is.

6. The plan must fit Chapter 13. The filer needs regular income, must be under the Chapter 13 debt limits ($526,700 unsecured and $1,580,125 secured for cases filed after April 1, 2025), and must file in good faith. A five-year balloon must also satisfy the court's payment rules, which some judges apply strictly.

WORKED EXAMPLE

Rosa moves out, rents the house, and keeps it. *(Illustrative; names and figures are invented, and the interest rate is an assumption, not a quote.)* Rosa owns a house in North Miami. She owes $410,000 at 7.9 percent, a principal-and-interest payment of about $2,980 a month. A roof failure and an insurance non-renewal have cut the appraised value to $340,000. She loses overtime, falls four months behind, and the servicer files foreclosure.

Before filing, Rosa signs a one-year lease on a $1,500 apartment, moves in, and changes her license, voter registration and utilities. She leases the house to a family for $2,700 a month under a written lease, with the rent deposited to a separate account. Two months later she files Chapter 13. On the filing date the house is a rental, not her principal residence.

Her plan values the house at $340,000. That becomes the secured claim; the other $70,000 becomes unsecured and receives the same small percentage as her other unsecured debts. At an assumed court rate of 6.5 percent over a 30-year schedule, the secured payment is about $2,149 a month, roughly $830 a month less than before. After non-homestead taxes and landlord insurance of about $850 a month, the rent nets about $1,850; Rosa adds about $500 a month from her paycheck to cover the rest and the trustee's fee. At the end of year five the balance is about $318,300, to be paid by a refinance or a sale.

Rosa's lawyer then audits the claim. The proof of claim is filed for Trust A. The recorded assignment names Trust B and is dated three months after the foreclosure was filed. An allonge endorsing the note appears for the first time in the bankruptcy. Each is objected to and put into discovery. Rather than litigate whether it can prove its lien, the servicer agrees to the $340,000 value and the plan rate.

If the house is worth $420,000 at year five, Rosa holds about $101,700 in equity before costs. In a foreclosure that equity would have gone to the buyer at the sale.

WORKED EXAMPLE

What not to do. *(Illustrative.)* Luis changes his mailing address to his cousin's apartment the week before filing but keeps sleeping in the house; his utilities, driver's license and insurance still show the house. The trustee asks under oath where he lives. The court finds the house is still his principal residence, the home-loan rule applies, and Luis can only catch up the missed payments over the plan. The strategy failed because the facts were not real.

SECTION M4

The family farm and the emergency filing

WORKED EXAMPLE

The family farm in Chapter 12. *(Illustrative.)* A family runs a 15-acre plant nursery near Homestead. A wetland determination on part of the land cuts its appraised value from $1.5 million to $900,000, and the family falls behind on a $1.2 million loan at 9.5 percent, about $10,090 a month on a 30-year schedule. Chapter 12, written for family farmers, has no principal-residence rule and no lender election that inflates the final payment, and payments can follow the harvest. The plan values the land at $900,000; at an assumed 7 percent over 30 years that is about $5,990 a month, or about $71,900 a year, which can be paid after the selling season. The $300,000 difference is treated as unsecured. At the same time the family appeals the wetland determination with its own soil borings and pre-1985 crop records, using the deadlines in the credit manual's Section 6.6. If the label is narrowed, the restored value funds the exit. [13]

WORKED EXAMPLE

The sale is tomorrow. *(Illustrative.)* A foreclosure sale is set for 11 a.m. Thursday. On Wednesday the owner completes the required credit-counseling course and files a bare-bones Chapter 13 petition with a creditor list. The automatic stay stops the sale. The remaining schedules and the plan are due within 14 days. Because the owner had a case dismissed within the past year, the stay will expire on day 30 unless the court extends it, so the motion to extend is filed with the petition. The emergency filing buys time; it does not win the case. The prepared file behind it does.

Get the right professional. Every strategy in this section has short deadlines and strict proof requirements. Use a licensed Florida bankruptcy attorney (one who handles Chapter 12 for a farm), a consumer attorney for credit and collection claims, and, where land use is involved, land-use counsel and a qualified wetland scientist. Legal Services of Greater Miami, Dade Legal Aid and the National Association of Consumer Advocates directory are starting points. [13]

DEFENSE MANUAL · PART C

The Thousand-Papercut Mortgage Defense

SECTION M5

The government's method, turned around

The Publisher's Position in Volume One describes how the system wins against ordinary people: not with one decisive act, but with a thousand small ones. A permit here, a fee there, a classification, an inspection, a form, a deadline, a mitigation charge, each defensible by itself, each one more cost the citizen must absorb, until the burden decides the outcome. The partnership's own sequence names it: *fragment the books, keep the complete transaction out of view, tax the citizen.*

The *Credit & Records Recovery System* (Section 5.3) turns that method around. Foreclosure firms run on volume. Their business model assumes the homeowner defaults, does not answer, and does not ask for documents. Every specific, well-founded defense forces the case out of the assembly line: a document must be found, a witness prepared, a hearing held. One cut is an inconvenience. Enough cuts and the case costs more to prosecute than it is worth, which pushes it toward dismissal, a loan modification, or a negotiated exit, sometimes with the homeowner's attorney's fees paid by the bank.

The idea behind the thousand papercuts. A foreclosure firm is a factory. It files hundreds of nearly identical cases, priced and staffed on the assumption that almost every homeowner will default, never answer, never ask for a document and never appear at trial. A case that follows that script costs the plaintiff little: a form complaint, a form affidavit, a default judgment. The defense works by breaking the script, one lawful demand at a time. Each specific, documented defense forces individual attention that the factory model does not budget for: someone has to find the original note, prepare a witness who actually knows the records, answer discovery, attend a hearing. No single cut wins the case. Together they turn a cheap file into an expensive one, until the case costs more to prosecute than it is worth, and the plaintiff's own arithmetic pushes it toward dismissal, a loan modification or a negotiated exit, sometimes with the homeowner's attorney's fees paid by the bank. If the case is dismissed and refiled, every cut is available again. It is the government's method in reverse: the system rarely defeats a citizen with one decisive act; it wears the citizen down with fees, forms, permits and deadlines, each defensible on its own. The papercut defense makes the plaintiff carry that burden instead, with one difference that matters: every cut must be true. [2]

The roadmap, in five steps. First, identify the trust; its name is usually in the plaintiff's caption ("U.S. Bank, as Trustee for XYZ Mortgage Trust 2006-ABC") and the servicer must confirm the

owner on request (12 C.F.R. §1024.36). Second, pull the trust's prospectus and pooling and servicing agreement from the SEC's free EDGAR database, which show the required transfer chain (originator, sponsor, depositor, trustee), the closing date and the document custodian. Third, line up the note's endorsements and allonges against that chain, looking for missing links, endorsements out of order or to the wrong entity, and loose or undated allonges. Fourth, demand the paper trail of the note itself: custodial receipts, bailee letters sent when the note left the custodian for the lawyers, and the collateral-file history, which show where the note physically was on the filing date. Fifth, question the plaintiff's witness on when the trust received the note, who held it on the filing date and what records prove it, and use every inconsistency. [75]

Securitization is the map, not the argument. The manual is precise about this. Do not argue that "the trust broke its pooling agreement, so the loan is void"; Florida courts generally hold that borrowers cannot enforce the pooling agreement, and that theory loses. Argue instead that the plaintiff has not proven it held this note, properly endorsed, on the day it filed. Securitization helps because it multiplies the documents the plaintiff must get right. The trust's own filings in the SEC's EDGAR system show the transfer chain it was supposed to follow (originator, sponsor, depositor, trustee), the closing date and the document custodian. Line those up against the endorsements on the note, and the gaps show. [2]

Cut	What it forces	Basis
Standing on the day of filing	Proof the plaintiff held the note when it sued; a note acquired later does not cure it	McLean v. JP Morgan Chase (Fla. 4th DCA 2012)
Original-note certification	A sworn certification naming who verified possession, and when, with copies of the note and allonges	Fla. Stat. §702.015
Lost-note claim	Strict proof of ownership and loss, and protection against a second claim	Fla. Stat. §§673.3091, 702.11
Conditions precedent	Proof the default and acceleration letter was sent, on time, with the required contents	Fla. R. Civ. P. 1.120(c)
FHA face-to-face meeting	Proof of required outreach before acceleration on FHA loans	24 C.F.R. §203.604
Dual tracking	No filing before 120 days delinquent; no sale while a complete loss-mitigation application is pending	12 C.F.R. §1024.41
Statute of limitations	Installments more than five years old	Fla. Stat. §95.11; Bartram v. U.S. Bank (Fla. 2016)
Servicer errors	Written answers to notices of error and requests for information, with damages for violations	12 C.F.R. §§1024.35–.36; 12 U.S.C. §2605(f)

Cut	What it forces	Basis
Prior-servicer records	A witness who knows how the prior servicer's records were made, or the payment history is not admissible	Fla. Stat. §90.803(6)
Discovery	The collateral file, custodial receipts, bailee letters showing where the note physically was, and the assignment signer's authority	Fla. R. Civ. P. 1.280–1.380
Counterclaims	Separate fee exposure for the plaintiff under RESPA, Florida's collection-practices act and, where applicable, the FDCPA	12 U.S.C. §2605(f); Fla. Stat. §559.72

SECTION M6

Who owns the loan, the note and the original

Who owns the loan? Ownership versus the right to enforce. In a securitized loan, the homeowner's single note and mortgage are placed in one trust, held for it by a trustee, usually a large bank. The trust sells certificates, often in many classes, to pension funds, insurers and other funds; those certificates can be repackaged and traded again, so tens of thousands of investors may each own a fraction of the income from thousands of loans. None of them owns the homeowner's loan, and none of them can foreclose. A servicer runs the account and the lawsuit under authority from the trustee, and derivatives and insurance contracts ride on top of the pool. This is the partnership's fragmented ledger in its purest form: the complete transaction is never in one place.

The trap is to argue that because ownership is split among thousands of investors, no one can foreclose. Courts reject that argument almost every time. Under Florida's commercial code, the party that may foreclose is the "person entitled to enforce" the note, which includes the holder of the original note properly endorsed, and the statute expressly allows a holder to enforce a note it does not own (Fla. Stat. §673.3011). The fragmentation helps the homeowner in a different way: every hand that touched the loan is a link the plaintiff must prove. Federal law also requires the servicer to name the owner of the loan within 10 business days of a written request (12 C.F.R. §1024.36), and requires each new owner to notify the borrower within 30 days of acquiring the loan (15 U.S.C. §1641(g)). A failure on either can be a claim for damages. [75, 76, 72]

The note and the mortgage. The note is the debt; the mortgage only secures it. The mortgage follows the note: whoever holds the note controls the mortgage, even without a recorded assignment of the mortgage (*Carpenter v. Longan*, U.S. 1872, followed in Florida). The popular theory that a "split" between note and mortgage frees the house almost always loses. The split matters in four situations. First, a plaintiff that can show only a recorded assignment of the mortgage, without the original note and a proper endorsement, has shown nothing: an assignment of a mortgage without the note transfers no right to enforce. Second, a plaintiff that obtained the note after it filed suit lacks standing, because standing is measured on the filing date. Third, when two parties claim the same loan, one holding the note and another the mortgage, the homeowner who pays the wrong one risks paying

twice, and a bankruptcy adversary proceeding or a quiet-title action can require the court to decide who, if anyone, may enforce. Fourth, where MERS is the mortgagee of record, Florida courts generally accept its assignments, so the attack is on each assignment's timing and the signer's authority. [71]

The original note. In a Florida residential foreclosure a copy is not enough. The plaintiff must certify under penalty of perjury that it holds the original note, naming who verified possession and when (Fla. Stat. §702.015), and must file the original with the court before a judgment can be entered (§702.015(4)), so that it cannot be enforced against the homeowner a second time. The homeowner can request to inspect the original (Fla. R. Civ. P. 1.350): ink signatures, how any allonge is attached, and whether the endorsements match the copy filed with the complaint. When the authenticity of a copy is genuinely disputed, the original must be produced (Fla. Stat. §§90.952–90.953). There are three exceptions. A plaintiff that has lost the note may still foreclose only by proving it was entitled to enforce when the note was lost, how it was lost, and its terms, and the court must protect the homeowner, often with a bond, against a later claim by someone holding the real note (§§673.3091, 702.11). For electronically signed notes there is no paper original; the law treats whoever has control of the note in an electronic registry, usually the MERS eRegistry, as the holder, so the demand becomes the registry record showing who controlled it and since when. Tokenized loans raise the same question on a blockchain. And where the homeowner never signed, through forgery or identity theft, the question is whether a valid note exists at all. [73, 74, 191]

The demand, at every stage: produce the original; let us inspect it; prove you held it, endorsed to you or in blank, on the day you filed; and if you say it is lost, prove every element and post the protection the law requires.

SECTION M7

Fees, limits and a worked example

The cut that pays you. Most mortgages let the lender recover its attorney's fees. Florida makes that clause work both ways (Fla. Stat. §57.105(7)), and the Florida Supreme Court has held it applies even when the homeowner wins because the bank lacked standing (*Page v. Deutsche Bank Trust Co. Americas*, 2020). The award is discretionary, but the exposure is real, and it changes the bank's math. [152] [188]

The rule that keeps the cuts sharp. Every cut must rest on a document, a date or a rule. Florida courts can award fees against a party for defenses raised without factual support or only for delay (Fla. Stat. §57.105(1)). Boilerplate defenses get struck; specific, documented ones force the plaintiff to prove its case. This is the difference between the government's papercuts and the citizen's: the citizen's must be true. [152]

The exits. Papercuts create leverage; these are the ways out, from the publisher's credit manual:

Exit	When it fits	Basis
Loan modification or reinstatement	The papercuts create the leverage; a complete loss-mitigation application supplies the process	12 C.F.R. §1024.41
Dismissal with a fee award	The plaintiff fails to prove standing or conditions precedent at trial	Fla. Stat. §57.105(7)
Short sale or deed in lieu	Keeping the home is not the goal; negotiate a deficiency waiver and agreed credit-reporting language	Written agreement
Chapter 13	The automatic stay stops the sale; arrears are cured over the plan	11 U.S.C. §§362, 1322
Right of redemption	Pay the judgment amount before the clerk files the certificate of sale	Fla. Stat. §45.0315
Surplus claim	After a sale, claim any surplus yourself, without a paid "recovery" company	Fla. Stat. §45.032
Deficiency deadline	A deficiency action after foreclosure of an owner-occupied home must be filed within one year	Fla. Stat. §95.11(5)(h)

WORKED EXAMPLE

Daniel's thousand papercuts. *(Illustrative; names, dates and figures are invented.)* Daniel is sued for foreclosure on his Kendall home by "U.S. Bank, as Trustee for XYZ Mortgage Trust 2006-ABC." He files an answer within 20 days, denies standing, and specifically denies that the default letter was sent.

He sends the servicer a request for information asking who owns the loan, and a notice of error on $1,140 in property-inspection fees. The servicer misses the 30-business-day deadline on the notice of error, which becomes a RESPA counterclaim.

From EDGAR he pulls the trust's prospectus and pooling agreement: the trust closed in 2006 and required each note to be endorsed through the sponsor and the depositor. His note carries one undated stamp endorsement from the originator, made out in blank, and nothing from the sponsor or the depositor. An allonge that was not attached to the copy filed with the complaint appears for the first time in discovery.

Discovery produces the custodian's records. A bailee letter shows the original note was shipped to the foreclosure law firm two months after the complaint was filed. The plaintiff's §702.015 certification does not name who verified possession. The default letter has no proof of mailing. [73]

At trial the plaintiff's witness, an employee of the third servicer on the loan, cannot explain how the first servicer kept its records, so the payment history is not admitted, and she cannot say who held the note on the filing date. The court grants an involuntary dismissal for failure to prove standing at filing. Daniel's lawyer moves for fees under §57.105(7). [152]

> The servicer may refile, and every cut starts again. Instead it offers a loan modification that reduces the principal, reverses the inspection fees and resolves the fee claim. Daniel keeps the house. No single cut won the case. Together, they made fighting cost more than settling.

DEFENSE MANUAL · PART D

The Legal Switch and the Aggressive Defense Plan

SECTION M8

Choosing the court

Farmers who challenge a wetland designation learn how the system uses time. The determination comes first; the appeal comes later. The agency sends the case back for more review, a second agency asserts its own jurisdiction, a permit application sits in review, a federal question moves the dispute to another court. Each step is lawful, and each one costs the owner a year. The publisher's companion bankruptcy manual states the citizen's answer in one line: *time must be your friend in any litigation.* A homeowner or farmer can lawfully move the fight to the forum that suits the case, and can require the other side to complete every step the law demands, while using the time to save money and build the exit.

Switch 1 — Move the fight into federal bankruptcy court. This is the strongest lawful switch available to a homeowner. Filing a bankruptcy petition stops the state foreclosure case immediately (11 U.S.C. §362). The lender's claim, its lien and its proof of ownership are then decided by a federal bankruptcy judge, through the claims process and, where the issue is the validity or extent of the lien, an adversary proceeding (Bankruptcy Rule 7001). The lender must ask the bankruptcy court for permission before it can return to state court, and it must prove its right to that relief. [81, 192]

Switch 2 — Choose the court when you are the one suing. A homeowner bringing claims against a servicer, collector or credit bureau chooses where to file. Federal claims (the credit-reporting, debt-collection, RESPA and truth-in-lending statutes) can be filed in state or federal court, and a defendant sued in state court on a federal claim will usually move the case to federal court. A homeowner who wants to stay in state court can plead only Florida claims, such as the Florida Consumer Collection Practices Act, which a defendant generally cannot remove unless the parties are from different states and more than $75,000 is at stake. [151]

Switch 3 — Send an improperly removed case back. If a lender or servicer moves a case to federal court without a proper basis, the homeowner can move to send it back. A motion based on a procedural defect must be filed within 30 days of removal; lack of federal jurisdiction can be raised at any time, and the court can order the party that removed the case to pay the costs and fees it caused (28 U.S.C. §1447(c)). [78]

What the switch cannot do. A Florida homeowner sued for foreclosure in Florida state court generally cannot move that case to federal court. A foreclosure complaint raises only state law, and a Florida defendant cannot remove a case on the basis that the parties are from different states (28 U.S.C. §1441(b)(2)). Adding federal counterclaims does not change that: removal depends on the bank's complaint, not the homeowner's answer (*Holmes Group v. Vornado*, 2002; *Home Depot v. Jackson*, 2019). A removal without a basis is sent back, and the homeowner can be ordered to pay the bank's costs. The lawful federal switch for a homeowner is bankruptcy. [77, 79, 80]

SECTION M9

The clock

The clock: every step the plaintiff must take. A foreclosure plaintiff does not get to skip steps because the homeowner is behind. Each of these is a step the law requires and the homeowner is entitled to:

1. The answer and the papercuts. A specific answer, specific denials of conditions precedent, and documented defenses (Part C) turn a default case into a contested one.

2. Loss mitigation. A complete loss-mitigation application received more than 37 days before a scheduled sale must be evaluated before the sale can go forward (12 C.F.R. §1024.41(g)). The application must be genuine and complete. [82]

3. RESPA deadlines. A notice of error requires an acknowledgment in 5 business days and a response in 30; a missed deadline is a counterclaim.

4. Discovery and its deadlines. The plaintiff must produce the collateral file, custody records and a witness who can lay the foundation for its records. Incomplete production can be met with a motion to compel and sanctions.

5. Dismissal and refiling. A plaintiff that fails to prove standing at filing loses the case and must start over with a new complaint, and every defense is available again. Fees may be awarded to the homeowner (Fla. Stat. §57.105(7)). [152]

6. Appeal. An adverse final judgment can be appealed within 30 days (Fla. R. App. P. 9.110). Stopping the sale while the appeal is pending ordinarily requires a bond set by the trial court (Rule 9.310).

7. Bankruptcy at the right moment. If the case approaches judgment, a planned bankruptcy filing moves it to federal court (Switch 1).

SECTION M10

Motions for time, and when the homeowner is sick

The motions an attorney uses to win time for cause. Each of these is granted for a real reason, not for delay alone. The attorney's job is to have the reason, document it, and file on time.

Motion	What it does	Rule
Motion for extension of time	More time to answer or respond, for good cause; after a deadline, for excusable neglect	Fla. R. Civ. P. 1.090(b)
Motion to dismiss, to quash service, or for a more definite statement	A pending motion postpones the deadline to answer until the court rules	Fla. R. Civ. P. 1.140(a), (b), (e)
Motion to compel, or for a protective order	Forces production of what the plaintiff has withheld; the case waits for it	Fla. R. Civ. P. 1.280, 1.380
Response to summary judgment requesting discovery time	Asks the court to wait because the facts are in the plaintiff's hands	Fla. R. Civ. P. 1.510(d)
Motion to continue trial	Postpones trial for good cause; must be in writing, state the reason and ordinarily be signed by the party	Fla. R. Gen. Prac. & Jud. Admin. 2.545(e)
Motion for referral to mediation	Pauses the case for settlement talks	Fla. R. Civ. P. 1.700
Motion to cancel or reschedule the sale	Commonly granted when a loss-mitigation application or settlement is pending	Fla. Stat. §45.031
Objection to the sale	Filed within 10 days after the sale; delays the certificate of title	Fla. Stat. §45.031(5)
Motion for rehearing	Filed within 15 days; extends the time to appeal	Fla. R. Civ. P. 1.530
Motion to vacate	Reopens a judgment; a void judgment has no time limit	Fla. R. Civ. P. 1.540(b)
Notice of appeal and motion for stay	Transfers the case to the appeals court; a bond set by the court stops the sale pending appeal	Fla. R. App. P. 9.110, 9.310
Motion to disqualify the judge	Filed within 20 days of learning the grounds	Fla. R. Gen. Prac. & Jud. Admin. 2.330
Suggestion of bankruptcy	Formally stops the state case	11 U.S.C. §362

Motion	What it does in bankruptcy court	Rule
Motion to extend or impose the automatic stay	Required after a prior dismissed case; must be heard within 30 days	11 U.S.C. §362(c)(3)(B), (c)(4)(B)
Motion to extend time to file schedules	More than the usual 14 days after an emergency filing	Fed. R. Bankr. P. 1007(c)
Opposition to stay relief, with an adequate-protection offer	Keeps the lender from returning to state court	11 U.S.C. §362(d)
Objection to claim; Rule 2004 examination	Forces the lender to prove ownership, enforcement rights and the amount	Fed. R. Bankr. P. 3007, 2004
Motion to value collateral	Sets the value of the property and the secured amount	Fed. R. Bankr. P. 3012; 11 U.S.C. §506
Mortgage Modification Mediation	The Southern District of Florida's court program that brings the lender to a mediated negotiation	S.D. Fla. Bankruptcy Court procedures
Motion to modify the plan	Adjusts payments when circumstances change	11 U.S.C. §1329
Adversary complaint	Determines the validity and extent of the lien on its own schedule	Fed. R. Bankr. P. 7001
Motion to remand	Returns an improperly removed case to state court	28 U.S.C. §1447(c)

When the homeowner is sick. Illness is among the most commonly accepted grounds for more time, when it is real and documented with a physician's letter stating the condition and how long the person cannot participate.

Tool	When it applies	Rule
Motion to continue for illness	The party or the attorney is sick, hospitalized or recovering	Fla. R. Gen. Prac. & Jud. Admin. 2.545(e)
Disability accommodation	A medical condition makes appearing in person difficult; remote appearance or breaks	Fla. R. Gen. Prac. & Jud. Admin. 2.540
Guardian ad litem	The homeowner is mentally incapacitated and cannot defend the case	Fla. R. Civ. P. 1.210(b)
Substitution after death	The case cannot proceed against heirs or the estate until they are properly substituted	Fla. R. Civ. P. 1.260
Motion to vacate a default	Serious illness caused a missed deadline; within one year, with a defense	Fla. R. Civ. P. 1.540(b)(1)
Waiver of credit counseling	Incapacity or disability prevents completing the course before filing	11 U.S.C. §109(h)(4)

Tool	When it applies	Rule
Plan modification or hardship discharge	Illness cuts income during the plan, or makes completing it impossible	11 U.S.C. §§1329, 1328(b)
Medical-hardship loss mitigation	A complete application received more than 37 days before a sale stops it	12 C.F.R. §1024.41

Courts usually grant the first well-documented medical continuance and look harder at the next ones; they may proceed through the attorney, by remote appearance, or with the party excused. An invented or exaggerated illness is fraud on the court and perjury.

SECTION M11

The aggressive defense plan

The aggressive defense plan. Aggressive does not mean delay alone; delay alone gives the plaintiff time to repair its paperwork. It means offense: making every month of the case cost the plaintiff money while the homeowner saves.

The answer: admit almost nothing. Admit only what is true and personally known, usually the homeowner's name and, if alleged, residence in the county. Never put a Social Security number in a court filing; Florida's rules require it to be removed (Fla. R. Gen. Prac. & Jud. Admin. 2.425). Answer everything the homeowner cannot know "without knowledge, therefore denied": who owns the loan, whether the trust received it, when the endorsement was signed, whether the default letter was mailed, whether the amount is right. Do not flatly deny what is true; Florida requires denials to meet the substance of the allegation (Fla. R. Civ. P. 1.110(c)), and a false denial invites sanctions and destroys credibility. The safe wording on one's own signature is narrow: "Admits signing a note and mortgage; denies that the copy attached is a true, complete and accurate copy; denies that Plaintiff owns or is entitled to enforce it." Deny conditions precedent specifically and with particularity (Rule 1.120(c)), naming exactly what was not done. Answer every request for admission within 30 days, or each statement is deemed admitted; a denial later proven wrong can carry the cost of proving it (Rule 1.380(c)). [191]

Phase 1 — Days 1 to 20: take the initiative. File the answer on time. The same week, send the servicer a request for information demanding the owner's identity, the life-of-loan payment history and every fee; a notice of error on each specific charge; and a demand to preserve all records. Submit a complete loss-mitigation application. Open a separate savings account and deposit the full monthly payment into it.

Phase 2 — Months 1 to 6: make the plaintiff pay to stay. File counterclaims, not just defenses: RESPA, Florida's collection-practices act and, where the facts fit, the credit-reporting and federal collection statutes, each carrying fee exposure for the plaintiff. Serve discovery aimed at the weak point: the original note, the custodian's records, the bailee letters showing where the note was on the filing date, the assignment signer's authority, and the prior servicers' records. Pull the trust's

documents from EDGAR and compare them with the endorsements. Move to compel the moment production is incomplete. File complaints with the CFPB, the Florida Attorney General and the Office of Financial Regulation.

Phase 3 — Months 6 to 18: make it prove the case or lose. Oppose summary judgment with written objections to every affidavit. At trial, object to every record offered by a witness who does not know how it was made, and move for involuntary dismissal if standing at filing is not proven. On dismissal, move for attorney's fees under §57.105(7). If the plaintiff refiles, every defense is available again. [152]

Phase 4 — The decision point: settle or switch. Negotiate a modification from strength: the savings account, the fee claim and the counterclaims, asking for principal reduction, reversed fees, credit-report correction and payment of the homeowner's attorney's fees. If there is no fair offer, file bankruptcy before judgment, object to the claim, examine the lender under Rule 2004, move to value the collateral and request Mortgage Modification Mediation. Where the homeowner can live elsewhere, consider the move-out strategy in Section M3, p. 89 before filing.

Throughout: the credit offense. Dispute every inaccurate item through the bureaus, including the foreclosure entry, and log every collector contact. Each documented violation is a separate claim, often against a different company.

SECTION M12

Save while the case runs, and the limits

Save while the case runs. Time helps only if it is used. Interest, late fees, taxes and insurance keep adding to what is owed, and the lender may ask the court to order payments into the court registry on non-homestead property (Fla. Stat. §702.10(2)). The homeowner who wins time and spends the mortgage money loses the house anyway. The homeowner who sets the payment aside every month, in a separate account, arrives at the settlement table, the loan modification or the bankruptcy plan with the money to cure, settle or fund the plan. That is what "use the clock" means.

How to keep the switch from turning on you. Every filing must have a factual and legal basis. Courts sanction filings made only for delay (Fed. R. Civ. P. 11; Bankruptcy Rule 9011; Fla. Stat. §57.105). A bankruptcy filed only to stop a sale, followed by dismissal and refiling, triggers the repeat-filing limits on the automatic stay (§362(c)(3)–(4)). If the court finds a scheme to delay a lender through multiple filings or transfers, it can enter an order that lets the lender proceed against the property in any bankruptcy filed in the next two years (§362(d)(4)). Florida can bar a self-represented person who repeatedly files losing lawsuits from filing more without a lawyer (Fla. Stat. §68.093). "Sovereign citizen" filings, homemade lien releases and claims that the debt was "paid by securitization" fail and can cost the owner the house. The government's delays rest on authority it actually has; the citizen's must too. [152, 81, 83, 192]

WORKED EXAMPLE

Elena uses the clock. *(Illustrative; names, dates and figures are invented.)* Elena's lender sues to foreclose on her Hialeah home in year one, after she falls behind during a medical leave. Her payment was $1,900 a month.

She answers within 20 days with specific defenses, sends a notice of error on misapplied escrow payments, and submits a complete loss-mitigation application. From that month on she deposits $1,900 every month into a separate savings account and does not touch it.

The servicer misses the RESPA deadline. Discovery shows the original note reached the plaintiff's law firm after the complaint was filed. In month 18 the court dismisses the case for lack of standing at filing.

The lender refiles in month 22. Elena answers again, raising every defense the new complaint leaves open. As the second case nears trial in month 36, she has $68,400 saved.

The lender, facing a second standing fight and a fee claim, offers a modification: the arrears are added to the end of the loan and the payment is reset. Elena uses part of the savings to pay the agreed contribution and keeps the rest as a reserve. Had the lender refused, the same savings would have funded a Chapter 13 plan to cure the arrears, filed before the second trial.

Elena did not win by delay alone. She won because every step the bank had to take was real, every defense she raised was documented, and every month she saved the money.

BACK MATTER

References and Linked Authorities

The primary sources and companion works linked throughout this paper, grouped by subject so that print readers can consult the same authorities. Bracketed numbers in the text, such as [30], point to these entries and are links. Statutes and procedural rules require current verification before use in any specific dispute.

SOURCE WORK

[1] Webb, David Rogers. The Great Taking, v1.4 (Feb. 12, 2024). Official reading and download page.
https://thegreattaking.com/read-online-or-download

MIAMIDADE.WATCH COMPANION WORKS

[2] Credit & Records Recovery System (esp. Modules 0.2, 2, 5, 6.2, 6.6).
https://miamidade.watch/reports/Credit-Records-Recovery-System.html

[3] Bankruptcy Restructuring for the Wetland-Impaired Farm (esp. Parts I, II, III, V).
https://miamidade.watch/reports/Bankruptcy-Kindergarten.html

SECURITIES ENTITLEMENTS

[4] Uniform Commercial Code §8-503 — Property interest of entitlement holder in financial asset.
https://www.law.cornell.edu/ucc/8/8-503

[5] Uniform Commercial Code §8-511 — Priority among security interests and entitlement holders.
https://www.law.cornell.edu/ucc/8/8-511

[6] Florida Statutes §678.5031 — Florida enactment of UCC §8-503.
https://www.leg.state.fl.us/statutes/index.cfm?App_mode=Display_Statute&URL=0600-0699/0678/Sections/0678.5031.html

BANKRUPTCY CODE (TITLE 11, U.S.C.)

[7] 11 U.S.C. §506 — Determination of secured status.
https://uscode.house.gov/us/usc/t11/s506/

[8] 11 U.S.C. §546 — Limitations on avoiding powers (incl. §546(e) safe harbor).
https://uscode.house.gov/us/usc/t11/s546/

[9] 11 U.S.C. §555 — Contractual right to liquidate a securities contract.
https://www.law.cornell.edu/uscode/text/11/555

[10] 11 U.S.C. §559 — Contractual right to liquidate a repurchase agreement.
https://www.law.cornell.edu/uscode/text/11/559

[11] 11 U.S.C. §560 — Contractual right to terminate a swap agreement.
https://www.law.cornell.edu/uscode/text/11/560

[12] 11 U.S.C. §1111 — Claims and interests (Chapter 11).
https://www.law.cornell.edu/uscode/text/11/1111

[13] 11 U.S.C. Chapter 12 — Adjustment of debts of a family farmer or fisherman.
https://www.law.cornell.edu/uscode/text/11/chapter-12

PUBLISHER'S POSITION SOURCES

[14] Board of Governors of the Federal Reserve System. Why does the Federal Reserve aim for inflation of 2 percent over the longer run? https://www.federalreserve.gov/faqs/economy_14400.htm

[15] Reinhart, C. M. & Sbrancia, M. B. The Liquidation of Government Debt. NBER Working Paper 16893 (2011). https://www.nber.org/papers/w16893

[16] Bureau of Labor Statistics. Relative importance and weight information for the Consumer Price Indexes. https://www.bls.gov/cpi/tables/relative-importance/home.htm

[17] Bureau of Labor Statistics. Measuring price change in the CPI: Rent and owners' equivalent rent. https://www.bls.gov/cpi/factsheets/owners-equivalent-rent-and-rent.htm

[18] Bureau of Labor Statistics. Measuring price change in the CPI: Tenants' and household insurance. https://www.bls.gov/cpi/factsheets/tenants-household-insurance.htm

[19] Bureau of Labor Statistics. Consumer Price Index, Miami-Fort Lauderdale-West Palm Beach (bi-monthly). https://www.bls.gov/regions/southeast/news-release/consumerpriceindex_miami.htm

[20] GENIUS Act, Public Law 119-27 (July 18, 2025). Full text. https://www.congress.gov/119/plaws/publ27/PLAW-119publ27.htm

[21] Anti-CBDC Surveillance State Act, H.R. 1919, 119th Congress. Bill status. https://www.congress.gov/bill/119th-congress/house-bill/1919

[22] FDIC. Fact Sheet: What the Public Needs to Know About FDIC Deposit Insurance and Crypto Companies (2022). https://www.fdic.gov/news/fact-sheets/crypto-fact-sheet-7-28-22.html

[23] Congressional Research Service. Bank Failures: The FDIC's Systemic Risk Exception (IF12378, updated July 31, 2026). https://www.everycrsreport.com/reports/IF12378.html

[24] Cooley LLP. Key Financial Services Provisions in the ROAD to Housing Act (CBDC prohibition through Dec. 31, 2030). https://finsights.cooley.com/key-financial-services-provisions-in-the-road-to-housing-act/

WHO PAYS AND WHO COLLECTS

[25] Board of Governors of the Federal Reserve System. Distributional Financial Accounts: Share of net worth held by the top 1% (via FRED). https://fred.stlouisfed.org/graph/?id=WFRBST01134

[26] Center for Retirement Research at Boston College. Wealth-to-Income Ratios Have Not Returned to Pre-Great Recession Levels. https://crr.bc.edu/?p=34288

[27] Harvard Law School Bankruptcy Roundtable. Repo Regret? (2005 expansion of repo safe harbors to mortgage-related securities). https://bankruptcyroundtable.law.harvard.edu/2017/08/01/repo-regret

[28] Eisinger, Jesse. The Rise of Corporate Impunity. ProPublica (2014). https://www.propublica.org/article/the-rise-of-corporate-impunity

[29] Florida Senate. Bill Analysis and Fiscal Impact Statement, SB 2-A (Property Insurance), December 12, 2022. https://flsenate.gov/Session/Bill/2022A/2A/Analyses/2022s00002A.fp.PDF

[30] Insurance Journal. Goldman, European banks were major beneficiaries of AIG payments (March 16, 2009). https://www.insurancejournal.com/news/national/2009/03/16/98723.htm

[31] American Banker. Foreclosed Borrowers Poised to Haunt Mnuchin's Nomination (IndyMac/OneWest loss-share). https://www.americanbanker.com/news/foreclosed-borrowers-poised-to-haunt-mnuchins-nomination

[32] HousingWire. FDIC completes sale of IndyMac (loss-share terms). https://housingwire.com/articles/fdic-completes-sale-indymac

[33] Goldman Sachs. 2008: Berkshire Hathaway invests US$5 billion in Goldman Sachs. https://www.goldmansachs.com/our-firm/history/moments/2008-buffett-investment

[34] Bloomberg. Buffett Says Goldman Deal Was a Bet on Fed, Treasury (Feb. 10, 2011; FCIC interview). https://www.bloomberg.com/news/articles/2011-02-10/buffett-says-goldman-purchase-was-bet-u-s-would-leverage-up-

[35] Goldman Sachs Group. Prospectus supplement, FDIC-guaranteed notes under the Temporary Liquidity Guarantee Program (SEC filing, 2009). https://www.sec.gov/Archives/edgar/data/0000886982/000095012309000807/y74040e424b2.htm

[36] Good Jobs First Subsidy Tracker. Goldman Sachs: FDIC Temporary Liquidity Guarantee Program, Debt Guarantee Program. https://subsidytracker.goodjobsfirst.org/subsidy-tracker/us-goldman-sachs-group-inc-the

[37] U.S. Treasury. Investment in American International Group (AIG): key facts and net cost. https://home.treasury.gov/data/troubled-assets-relief-program/aig

[38] Blackstone. Correcting the Record on Blackstone and Invitation Homes (2019). https://www.blackstone.com/insights/article/correcting-the-record-on-blackstone-and-invitation-homes/

TOKENIZATION AND THE DIGITAL DOLLAR

[39] Bank for International Settlements, Financial Stability Institute. Financial stability implications of tokenisation (executive summary). https://www.bis.org/publications/fsi-summary-financial-stability-implications-tokenisation-executive-summa ry

[40] International Monetary Fund. Global Financial Stability Report, October 2026, Chapter 3 (tokenization). https://www.imf.org/-/media/files/publications/gfsr/2026/october/english/ch3.pdf

[41] IOSCO. Tokenization of Financial Assets: Final Report (November 2025). https://www.iosco.org/library/pubdocs/pdf/IOSCOPD809.pdf

[42] TechCrunch. OpenAI condemns Robinhood's 'OpenAI tokens' (July 2, 2025). https://techcrunch.com/2025/07/02/openai-condemns-robinhoods-openai-tokens

[43] Markets Media. Tokenized Real World Assets Cross $20bn (VanEck VBILL accepted as Aave collateral). https://www.marketsmedia.com/tokenized-real-world-assets-cross-20bn/

[44] Stobox. State of RWA tokenization 2026 (market size, rwa.xyz data). https://www.stobox.io/reports/state-of-rwa-2026

[45] The Defiant. Bessent says stablecoins could drive trillion-dollar demand for U.S. Treasuries. https://thedefiant.io/news/regulation/bessent-says-stablecoins-drive-trillion-dollar-demand-u-s-treasuries-14f8b915

INFORMATION AS CAMOUFLAGE

[46] Jones Walker LLP. Florida Judge Determines Property Tax Amendment Ballot Language Defective; Attorney General to Revise (Aug. 4, 2026). https://www.joneswalker.com/en/insights/blogs/perspectives/florida-judge-determines-property-tax-amend ment-ballot-language-defective-attorn.html

[47] Florida Phoenix. Amendment 3 ballot title, summary language, don't pass muster, judge rules (Aug. 4, 2026). https://floridaphoenix.com/2026/08/04/amendment-3-ballot-title-summary-language-dont-pass-muster-judge-rules/

[48] Central Florida Public Media. Florida AG revises property tax amendment language after judge's ruling (Aug. 14, 2026). https://www.cfpublic.org/text/politics/2026-08-14/property-tax-amendment-revision

[49] CFO.com. The Bankers' Protection Act (2005 safe-harbor provisions). https://www.cfo.com/news/the-bankers-protection-act/677743/

REAL-LIFE CASES AND CHART DATA

[50] Miami-Dade County. Mitigation Credit Purchase and Sale Agreement with FPL Everglades Mitigation Bank, $764,400 (Legistar 220422, 2022). https://www.miamidade.gov/govaction/legistarfiles/Matters/Y2022/220422.pdf

[51] WLRN / WGCU. Miami-Dade County and FPL sparring again over water, cooling canals and Turkey Point (FPL for-profit mitigation bank; Sunrise credit purchase). https://www.wlrn.org/post/miami-dade-county-and-fpl-sparring-again-over-water-cooling-canals-and-turkey -point

[52] Florida Power & Light. Everglades Mitigation Bank history (13,249-acre site). https://www.fpl.com/environment/wildlife/mitigation-bank-history.html

[53] Learnsignal. The Terra/Luna Collapse: A Stablecoin Failure Case Study. https://www.learnsignal.com/blog/terra-luna-ust-stablecoin-collapse-case-study/

[54] NBC News. FTX customers may get money back, but no gains from crypto price increases. https://www.nbcnews.com/business/business-news/ftx-customers-may-get-money-back-no-gains-crypto-price-increases-rcna151211

[55] Protos. FTX customers to be repaid at $16,871 bitcoin prices. https://protos.com/ftx-customers-to-be-repaid-at-16871-bitcoin-prices

[56] Insurance Journal. Florida insurers facing a new 1% assessment on premiums for insolvent insurer claims (April 18, 2023). https://amp.insurancejournal.com/news/southeast/2023/04/18/716985.htm

[57] Insurance Journal. FIGA moves to end 1% assessment for insolvent insurer claims two years early (Feb. 23, 2026). https://www.insurancejournal.com/news/southeast/2026/02/23/859242.htm

[58] Suncoast Searchlight. Sarasota, Bradenton developers score big tax breaks with “Rent-A-Cow” loophole (Feb. 28, 2025). https://suncoastsearchlight.org/?p=2209

[59] Suncoast Searchlight. Developers aren't alone: Greenbelt loophole tapped by Sarasota Orchestra, Mosaic and more. https://suncoastsearchlight.org/?p=2314

[60] Miami Herald series on Florida's greenbelt law (2005), archived by University of Florida IFAS. https://agecon.ifas.ufl.edu/documents/farmersAug21.pdf

[61] Federal Trade Commission. FTC takes action against Invitation Homes for deceiving renters (Sept. 2024). https://www.ftc.gov/news-events/news/press-releases/2024/09/ftc-takes-action-against-invitation-homes-deceiving-renters-charging-junk-fees-withholding-security

[62] Congressional Research Service. The Federal Reserve's Balance Sheet (IF12147). https://www.everycrsreport.com/files/2025-12-15_IF12147_a038d65f89264334594087fd3fcaa0dabdff9938.html

[63] Eco3min. The Federal Reserve's Balance Sheet (2002–2026), WALCL data. https://eco3min.fr/en/fed-balance-sheet-operational-history-2/

[64] PropertyCasualty360. AIG reveals beneficiaries of bailout funds on derivatives (March 2009). https://www.propertycasualty360.com/amp/2009/03/22/aig-reveals-beneficiaries-of-bailout-funds-on-derivatives/

[65] OfficialData.org (BLS CPI-U). $100 in 2000 is worth $193.93 today. https://www.officialdata.org/us/inflation/2000

SAVING THE HOME OR FARM: PRINCIPAL-RESIDENCE TIMING

[66] In re Hueramo (Bankr. N.D. Ill. 2017): majority of courts use the petition date to decide principal-residence status under §1322(b)(2). https://www.ilnb.uscourts.gov/sites/ilnb/files/opinions/Hueramo.pdf

[67] U.S. Bankruptcy Court, M.D. Ga., No. 04-60215: debtor who moved out before filing; status determined as of the petition date. https://www.gamb.uscourts.gov/USCourts/sites/default/files/opinions/04-60215.pdf

[68] U.S. Bankruptcy Court, D. Alaska (2013): summary of the split between petition-date and loan-origination-date courts. https://www.akb.uscourts.gov/sites/akb/files/03-08-13%2012-90019.pdf

[69] Lee v. U.S. Bank National Association, 102 F.4th 1177 (11th Cir. 2024): mixed agricultural use does not by itself defeat the anti-modification rule. https://media.ca11.uscourts.gov/opinions/pub/files/202113887.pdf

[70] U.S. Courts — Chapter 13 and Chapter 12 Bankruptcy Basics (current debt limits). https://www.uscourts.gov/court-programs/bankruptcy/bankruptcy-basics/chapter-13-bankruptcy-basics

OWNERSHIP, THE NOTE AND THE ORIGINAL

[71] Carpenter v. Longan, 83 U.S. 271 (1872) — the mortgage follows the note. https://supreme.justia.com/cases/federal/us/83/271/

[72] Florida Statutes §673.3011 — Person entitled to enforce an instrument. https://www.flsenate.gov/Laws/Statutes/2025/673.3011

[73] Florida Statutes §702.015 — Original-note certification in residential foreclosures. https://www.flsenate.gov/Laws/Statutes/2025/702.015

[74] Florida Statutes §673.3091 — Enforcement of lost, destroyed or stolen instrument. https://www.flsenate.gov/Laws/Statutes/2025/673.3091

[75] 12 C.F.R. §1024.36 — Requests for information (owner identity within 10 business days). https://www.law.cornell.edu/cfr/text/12/1024.36

[76] 15 U.S.C. §1641(g) — Notice of new creditor after sale or transfer of a mortgage loan. https://www.law.cornell.edu/uscode/text/15/1641

CHOOSING THE COURT AND USING THE CLOCK

[77] 28 U.S.C. §1441 — Removal of civil actions (including the forum-defendant rule, §1441(b)(2)). https://www.law.cornell.edu/uscode/text/28/1441

[78] 28 U.S.C. §1447 — Procedure after removal; remand and fee awards (§1447(c)). https://www.law.cornell.edu/uscode/text/28/1447

[79] Holmes Group, Inc. v. Vornado Air Circulation Systems, Inc., 535 U.S. 826 (2002). https://supreme.justia.com/cases/federal/us/535/826/

[80] Home Depot U.S.A., Inc. v. Jackson, 587 U.S. 435 (2019). https://supreme.justia.com/cases/federal/us/587/17-1471/

[81] 11 U.S.C. §362 — Automatic stay, repeat-filing limits and in rem relief (§362(c)(3)–(4), (d)(4)). https://www.law.cornell.edu/uscode/text/11/362

[82] 12 C.F.R. §1024.41 — Loss mitigation procedures. https://www.law.cornell.edu/cfr/text/12/1024.41

[83] Florida Statutes §68.093 — Florida Vexatious Litigant Law. https://www.flsenate.gov/Laws/Statutes/2025/68.093

THE 8.5 SQUARE MILE AREA (LAS PALMAS)

[84] Public Law 101-229, Everglades National Park Protection and Expansion Act of 1989 (Dec. 13, 1989), 103 Stat. 1946. https://www.govinfo.gov/content/pkg/STATUTE-103/pdf/STATUTE-103-Pg1946.pdf

[85] 16 U.S.C. §410r-8 — Improved water deliveries; flood protection for the Eight and One-Half Square Mile Area. https://www.law.cornell.edu/uscode/text/16/410r-8

[86] Garcia v. United States, No. 1:01-cv-00801 (S.D. Fla.), Complaint, Doc. 1 (filed Feb. 23, 2001; entered Feb. 26, 2001). https://miamidade.watch/evidence/garcia/Garcia_vs._United_States_No._01-801-CIV-Moore.html

[87] Garcia v. United States, No. 01-801-CIV-Moore (S.D. Fla.), Order adopting Report and Recommendation, Doc. 62 (July 5, 2002; entered July 8, 2002). https://miamidade.watch/evidence/garcia/Garcia_vs._United_States_No._01-801-CIV-Moore.html

[88] Garcia v. United States, No. 01-801-CIV-Moore (S.D. Fla.), Final Judgment for Osvaldo E. Cueli, Doc. 64 (July 11, 2002; entered July 12, 2002). https://miamidade.watch/evidence/garcia/Garcia_vs._United_States_No._01-801-CIV-Moore.html

[89] Garcia v. United States, No. 01-801-CIV-Moore (S.D. Fla.); vacated as moot, 11th Cir. No. 02-14963 (2003). Evidence file. https://miamidade.watch/evidence/garcia/Garcia_vs._United_States_No._01-801-CIV-Moore.html

[90] Miami Herald. Underground flood wall approved for Las Palmas (Mar. 14, 2021). https://www.pressreader.com/usa/miami-herald-sunday/20210314/281672552698495

[91] Miami-Dade County. Environmentally Endangered Lands Program. https://www.miamidade.gov/environment/endangered-lands.asp

[92] Florida Senate. FY2025-26 Local Funding Initiative Request S1553: Miami-Dade EEL land purchases for CERP ($100 million). https://www.flsenate.gov/PublishedContent/Session/FiscalYear/FY2025-26/LocalFundingInitiativeRequests/FY 2025-26_S1553.pdf

[93] U.S. House, Subcommittee hearing on the 1989 Expansion Act, Modified Water Deliveries and the 8.5 Square Mile Area (106th Congress). https://www.govinfo.gov/content/pkg/CHRG-106hhrg57272/html/CHRG-106hhrg57272.htm

[94] WLRN. 'It's a little thumb sticking out in the Everglades' — and it's cost taxpayers millions in flood control (Jan. 14, 2021). https://www.wlrn.org/news/2021-01-14/its-a-little-thumb-sticking-out-in-the-everglades-and-its-cost-taxpaye rs-millions-in-flood-control

[95] WLRN. South Florida water managers approved an underground flood wall (Mar. 12, 2021). https://www.wlrn.org/news/2021-03-12/south-florida-water-managers-approved-an-underground-flood-wall-and-they-hope-to-add-more

[96] CBS Miami. Everglades, Florida Bay restoration gets help with underground 'curtain wall' approval. https://www.cbsnews.com/miami/news/everglades-florida-bay-restoration-underground-curtain-wall-approval-sfwmd/

[97] South Florida Water Management District. Groundbreaking for underground wall to support Everglades restoration. https://sfwmd.gov/news-events/news/groundbreaking-underground-wall-support-everglades-restoration

ECONOMIC TRUTH IS HARD TO SWALLOW

[98] FDIC. Letter to Brett Harrison and Dan Friedberg, FTX US: potential violations of section 18(a)(4) of the FDI Act (Aug. 18, 2022). https://www.fdic.gov/resources/regulations/laws/section-18a4-of-fdi-act/letters/2022-08-18-harrison-friedbe rg.pdf

[99] Consumer Finance Monitor (Ballard Spahr). FDIC issues cease and desist letters alleging false or misleading representations about deposit insurance (Aug. 23, 2022). https://www.consumerfinancemonitor.com/2022/08/23/fdic-issues-cease-and-desist-letters-alleging-false-or-misleading-representations-about-deposit-insurance-on-crypto-related-products/

[100] CNBC. Crypto firm FTX gets warning from FDIC to stop 'misleading' consumers about deposit protection (Aug. 19, 2022). https://www.cnbc.com/2022/08/19/crypto-firm-ftx-receives-cease-and-desist-from-fdic-about-insurance.html

[101] Blockworks. Americans understand crypto risks, but not regulations (ICBA survey). https://blockworks.com/americans-understand-crypto-risks-but-not-regulations-survey-finds/

HOW THE INFLATION INDEX TREATS HOUSING

[102] Bureau of Labor Statistics. Treatment of owner-occupied housing in the CPI. https://www.bls.gov/cpi/additional-resources/treatment-owner-occupied-housing.htm

[103] Bureau of Labor Statistics. Owners' equivalent rent and the Consumer Price Index: 30 years and counting (2013). https://www.bls.gov/opub/btn/volume-2/owners-equivalent-rent-and-the-consumer-price-index-30-years-an d-counting.htm

[104] Bureau of Labor Statistics, Monthly Labor Review. Homeownership in the CPI (June 1982). https://www.bls.gov/opub/mlr/1982/06/art2full.pdf

[105] Adams, Loewenstein, Montag and Verbrugge. Disentangling Rent Index Differences (BLS working paper, 2022). https://www.bls.gov/osmr/research-papers/2022/pdf/ec220100.pdf

[106] Brookings Institution. How does the Consumer Price Index account for the cost of housing? https://www.brookings.edu/articles/how-does-the-consumer-price-index-account-for-the-cost-of-housing/

[107] Summers, Bolhuis, Cramer. The True Cost of Living (IMF Finance & Development, Dec. 2024). https://www.imf.org/en/publications/fandd/issues/2024/12/the-true-cost-of-living-marijn-bolhuis

[108] J.W. Mason, Barron's. The Cost of Living and the Cost of Money (18% vs 9% reconstruction). https://jwmason.org/slackwire/at-barrons-the-cost-of-living-and-the-cost-of-money/

[109] Full Stack Economics. Why the government took home prices out of its main inflation index. https://www.fullstackeconomics.com/p/why-the-government-took-home-prices-out-of-the-consumer-price-index

MIAMI HOME PRICES

[110] S&P; Cotality Case-Shiller FL-Miami Home Price Index (MIXRNSA), via FRED. https://fred.stlouisfed.org/series/MIXRNSA

[111] MIAMI REALTORS. Miami-Dade single-family median sale price, July 2026. https://www.miamirealtors.com/?p=152778

CORPORATE FARMLAND AND THE PAPER BUILT ON IT

[112] Global AgInvesting. Nuveen launches $3B private U.S. farmland REIT. https://globalaginvesting.com/nuveen-launches-3b-private-us-farmland-reit-with-exposure-to-californias-central-valley/

[113] Nuveen. Real assets: largest manager of farmland globally. https://www.nuveen.com/global/investment-capabilities/real-assets

[114] Gladstone Land. Company profile (as of Feb. 24, 2026). https://www.gladstonefarms.com/investors/company-information

[115] Gladstone Land. First quarter 2025 results (Florida and Nebraska farm sales). https://www.barchart.com/story/news/32354682/gladstone-land-announces-first-quarter-2025-results

[116] Alico, Inc. Closes $26.8 million land sale and achieves 97% agricultural utilization (Jan. 15, 2026). https://www.alicoinc.com/news/detail/1451/index.html

[117] MarketBeat. Alico exits citrus as $650M–$750M Florida land portfolio takes center stage (June 10, 2026). https://www.marketbeat.com/instant-alerts/alico-exits-citrus-as-650m-750m-florida-land-portfolio-takes-center-stage-2026-06-10/

[118] Nasdaq. Alico maps shift from citrus to Florida land development. https://www.nasdaq.com/articles/alico-maps-shift-citrus-florida-land-development-ideas-conference

[119] Water Atlas. Alico completes sale of conservation land to Florida for $28.5 million. https://chnep.wateratlas.usf.edu/news/details/19398

[120] Religion Unplugged. LDS Church and investment fund to pay $5 million to SEC (Feb. 21, 2023). https://religionunplugged.com/news/2023/2/21/lds-church-to-pay-5-million-in-fines-to-sec-for-avoiding-disclosure-of-equity-investments

[121] Internal Revenue Service. Conservation easements. https://www.irs.gov/charities-non-profits/conservation-easements

[122] IRS Criminal Investigation. Two tax shelter promoters sentenced for billion-dollar SCE tax scheme. https://irs.gov/compliance/criminal-investigation/two-tax-shelter-promoters-sentenced-for-billion-dollar-sce-tax-scheme-two-more-cpas-plead-guilty

[123] Accounting Today / Bloomberg Tax. IRS questioned $21 billion in syndicated easement deductions, 2016–2018. https://www.accountingtoday.com/articles/fans-of-tax-breaks-on-green-land-fight-congressional-curb-on-deals

[124] Global AgInvesting. Flight to safety: NCREIF Farmland Index 10.15% average annual return, 1991–2024. https://globalaginvesting.com/flight-to-safety-why-alternatives-like-farmland-are-seeing-renewed-interest-in-2025/

[125] TIAA Center for Farmland Research, University of Illinois. Farmland research. https://farmdoc.illinois.edu/farmland-center/farmland-research

[126] Farmer Mac. Third quarter 2026 results (outstanding business volume $38.5 billion), SEC 8-K. https://last10k.com/sec-filings/agm/0000845877-26-000136.htm

[127] Pulse / AgriFi. Tokenized farmland on Polygon with staking yields. https://www.pulse.bot/fintech/news/agrifi-brings-agricultural-real-world-assets-on-chain-with-agf-on-polygon-1787143c-30ef-4350-bd94-c4bee260aa96/

[128] Cointelegraph. Farmway to tokenize $100M of Georgia almond orchards. https://regional-front.cointelegraph.com/news/farmway-100m-tokenize-georgia-almond-orchards

LAND, TAXES AND WAGES

[129] University of Florida IFAS. Agricultural Classification in Miami-Dade County, Florida (EDIS factsheet). https://journals.flvc.org/edis/article/download/119204/117024/175904

[130] Shutts & Bowen LLP. Agricultural Classification of Land in Florida. https://www.shutts.com/business-and-legal-insights/agricultural-classification-of-land-in-florida

[131] Florida TaxWatch. Florida Property Tax Resource Center (Amendment 3). https://floridataxwatch.org/?p=9026

[132] Florida Phoenix / States Newsroom. Property tax slash crosses approval threshold on election night (Nov. 3, 2026). https://www.newsfromthestates.com/node/436378

[133] WKMG ClickOrlando. Florida Amendment 3 and renters: What we know, and don't know (Nov. 4, 2026). https://www.clickorlando.com/news/politics/2026/11/04/florida-amendment-3-and-renters-what-we-know-and-dont-know/

[134] WPTV. Amendment 3 could shift property-tax costs onto Florida renters, report warns. https://www.wptv.com/news/state/amendment-3-could-shift-property-tax-costs-onto-florida-renters-report-warns

[135] The Real Deal. Trump's target on corporate landlords could have a huge effect in Florida (Jan. 14, 2026). https://therealdeal.com/miami/2026/01/14/trumps-target-on-corporate-landlords-has-appeal-in-florida

[136] BatchData. Florida Investor Pulse Report, Q1 2026. https://reports.batchdata.io/investorpulse-reports/2026-q1-state-fl/

[137] Jason Garcia, Seeking Rents. A New York investment firm with vast Florida landholdings (Ruane Cunniff; HB 299/SB 354). https://jasongarcia.substack.com/p/a-new-york-investment-firm-with-vast

[138] Florida Phoenix. The 'Blue Ribbon' Projects bill died this session. Will it come back? (March 31, 2026). https://floridaphoenix.com/2026/03/31/the-blue-ribbon-projects-bill-died-this-session-will-it-come-back/

[139] 1000 Friends of Florida. 2026 Legislative Session wrap-up (Blue Ribbon bill passed House 107-3). https://1000fof.org/legis/2026-legislative-sessio/

[140] The Land Report. Land Report 100 (2026). https://landreport.com/?p=70566

[141] Land and Luxury / The Land Report. Bill Gates owns 242,000 acres of farmland. https://www.landandluxury.com/blog/bill-gates-owns-242000-acres-of-farmland/

[142] Florida Trend. Florida's Top 10 Private Landowners. https://www.floridatrend.com/article/42163

[143] CBC Worldwide. What Farmland's Quiet Consolidation Means for Land Markets (91% family control). https://www.cbcworldwide.com/blog/what-farmland-s-quiet-consolidation-means-for-land-markets

[144] Board of Governors of the Federal Reserve System, via FRED. Share of Net Worth Held by the Top 1% (WFRBST01134), full series. https://fred.stlouisfed.org/data/WFRBST01134

[145] Lowndes. Florida's Minimum Wage Reaches $15.00 on September 30, 2026. https://www.lowndes-law.com/newsroom/insights/floridas-minimum-wage-reaches-15-00-on-september-30-2026

FLORIDA PROPERTY RIGHTS

[146] Fla. Stat. §70.001 — Bert J. Harris, Jr., Private Property Rights Protection Act. https://www.flsenate.gov/Laws/Statutes/2026/70.001

CONSUMER CREDIT AND COLLECTION LAW

[147] 15 U.S.C. §1681i — Procedure in case of disputed accuracy. https://www.law.cornell.edu/uscode/text/15/1681i

[148] 15 U.S.C. §1681n — Civil liability for willful noncompliance. https://www.law.cornell.edu/uscode/text/15/1681n

[149] 15 U.S.C. §1681s-2 — Responsibilities of furnishers of information. https://www.law.cornell.edu/uscode/text/15/1681s-2

[150] 15 U.S.C. §1692k — FDCPA civil liability. https://www.law.cornell.edu/uscode/text/15/1692k

[151] Florida Statutes §559.72 — Prohibited practices (Florida Consumer Collection Practices Act). https://www.flsenate.gov/Laws/Statutes/2025/559.72

[152] Florida Statutes §57.105 — Attorney's fees; sanctions; reciprocal fee provisions. https://www.flsenate.gov/Laws/Statutes/2025/57.105

[153] Florida Statutes §45.031 — Judicial sales procedure. https://www.flsenate.gov/Laws/Statutes/2025/45.031

ADDITIONAL PRIMARY SOURCES

[154] Office of the Special Inspector General for TARP (SIGTARP). Factors Affecting Efforts to Limit Payments to AIG Counterparties, SIGTARP-10-003 (Nov. 17, 2009). https://fraser.stlouisfed.org/title/factors-affecting-efforts-limit-payments-aig-counterparties-5111/fulltext

[155] Project On Government Oversight. How the Clinton Team Thwarted Effort to Regulate Derivatives (CFTC concept release of May 7, 1998; Commodity Futures Modernization Act of 2000). https://www.pogo.org/investigations/how-clinton-team-thwarted-effort-to-regulate-derivatives

[156] Domain-B. Goldman Sachs has 'no regrets' over AIG deal (FCIC hearing of June 30, 2010; Commissioner Born's statement).
https://domain-b.com/finance/banks/goldman_sachs/20100702_aig_deal.html

[157] Yale Program on Financial Stability. Financial Crisis Inquiry Commission hearing, June 30, 2010: Goldman Sachs Group, Inc. and Derivatives (record and transcript).
https://ypfs.som.yale.edu/taxonomy/term/3032

[158] U.S. Attorney, Southern District of New York. Former Credit Suisse Managing Director Sentenced to 30 Months in Prison (Nov. 22, 2013).
https://www.justice.gov/usao-sdny/pr/former-credit-suisse-managing-director-sentenced-manhattan-federal-court-30-months

[159] PBS Frontline. Were Bankers Jailed in Past Financial Crises? (more than 1,000 bankers convicted after the savings-and-loan crisis).
https://www.pbs.org/wgbh/frontline/article/were-bankers-jailed-in-past-financial-crises

[160] The Irish Times / Financial Times. US passes $150bn milestone in credit crisis fines (Aug. 2017).
https://www.irishtimes.com/business/financial-services/us-passes-150bn-milestone-in-credit-crisis-fines-1.3178644

[161] Bricker, Kennickell, Moore and Sabelhaus. Changes in U.S. Family Finances from 2007 to 2010, Federal Reserve Bulletin (June 2012) (median net worth fell 38.8 percent).
https://www.federalreserve.gov/Pubs/Bulletin/2012/articles/scf/scf.htm

[162] Kennickell, Arthur B. (former director of the Survey of Consumer Finances). Distributional change in wealth relative to 1989, Stone Center, CUNY (Nov. 17, 2020).
https://tmp.gc.cuny.edu/?p=6874

[163] Dezember, Ryan. Underwater (excerpt, Business Insider): 1.6 million foreclosed homes on the market; Invitation Homes spending $150 million a week.
https://www.businessinsider.nl/after-2008-housing-crisis-people-bought-and-rented-foreclosed-homes-2020-8

[164] American Banker. OneWest Makes Money, But Making Friends is the Harder Part ($1.6 billion profit in less than a year).
https://www.americanbanker.com/news/onewest-makes-money-but-making-friends-is-the-harder-part

[165] Board of Governors of the Federal Reserve System. Changes in U.S. Family Finances from 2019 to 2022: Evidence from the Survey of Consumer Finances (Oct. 2023).
https://www.federalreserve.gov/publications/files/scf23.pdf

[166] KBRA Financial Intelligence. FDIC Data Shows Banks Entered 2H 2026 on Firm Footing (Deposit Insurance Fund $161.1 billion at June 30, 2026).
https://www.kbra.com/analytics/products/kfi/insights/fdic-data-shows-banks-enter-2h-2026-on-firm-footing

[167] Federal Deposit Insurance Corporation. Quarterly Banking Profile, Second Quarter 2026 (Deposit Insurance Fund reserve ratio).
https://www.fdic.gov/quarterly-banking-profile

[168] FDIC. FDIC Approves Proposal to Implement GENIUS Act Requirements and Standards (April 2026): reserves backing payment stablecoins not insured on a pass-through basis.
https://www.fdic.gov/news/press-releases/2026/fdic-approves-proposal-implement-genius-act-requirements-and-standards

[169] Bureau of Labor Statistics. 2025 lapse in appropriations: impact on the Consumer Price Index (October 2025 data not collected).
https://www.bls.gov/cpi/additional-resources/2025-federal-government-shutdown-impact-cpi-faq.htm

[170] Robinhood Europe. Classic Stock Tokens FAQ ("you are not buying the actual stocks").
https://robinhood.com/eu/en/support/articles/stock-tokens-faq

[171] Board of Governors of the Federal Reserve System and FDIC. Letter demanding Voyager Digital cease and desist from false or misleading representations of deposit insurance status (July 28, 2022).
https://www.federalreserve.gov/newsevents/pressreleases/bcreg20220728a.htm

[172] Ballotpedia. Florida Exempt Tangible Personal Property Used for Agriculture or Agritourism from Property Taxes Amendment (2026).
https://ballotpedia.org/Florida_Exempt_Tangible_Personal_Property_Used_for_Agriculture_or_Agritourism_from_Property_Taxes_Amendment_(2026)

[173] USDA National Agricultural Statistics Service. Most of the U.S. Rented Farmland is Owned by Non-Farmers: 2024 TOTAL survey (Mar. 12, 2026).
https://www.nass.usda.gov/Newsroom/2026/03-12-2026.php

[174] Congressional Research Service. Foreign Ownership of U.S. Agricultural Land and AFIDA: Overview and Issues, R49515 (Nov. 10, 2026).
https://www.everycrsreport.com/reports/R49515.html

[175] Redfin (Business Wire). Investors still have a higher market share in Miami than any other metro (May 28, 2025).
https://www.businesswire.com/news/home/20250528922156/en

[176] BatchData. Investor Pulse, Q1 2026 (small investors hold about 96 percent of investor-owned homes; largest investors net sellers for nine quarters).
https://batchdata.io/investor-pulse-q1-2026

[177] Miami-Dade County. Legislative Item 220422, minutes and Mayor's memorandum: Mitigation Credit Purchase and Sale Agreement with Florida Power & Light (May 3, 2022).
https://www.miamidade.gov/govaction/legistarfiles/MinMatters/Y2022/220422min.pdf

[178] Florida Statutes §373.4136 — Establishment and operation of mitigation banks.
https://m.flsenate.gov/Statutes/373.4136

[179] Florida Department of Environmental Protection. Mitigation Banking Rule and Procedure Synopsis (rule effective Feb. 2, 1994).
https://floridadep.gov/water/submerged-lands-environmental-resources-coordination/content/mitigation-banking-rule-and

[180] 33 C.F.R. Part 332 — Compensatory Mitigation for Losses of Aquatic Resources (2008 federal mitigation rule).
https://www.ecfr.gov/current/title-33/chapter-II/part-332

[181] Florida Statutes §403.086 — Sewage disposal facilities; ocean outfalls.
https://www.flsenate.gov/Laws/Statutes/2025/403.086

[182] Internal Revenue Service. Internal Revenue Bulletin 2024-30: final regulations under SECURE 2.0 Act §605 (deduction disallowed above 2.5 times basis).
https://www.irs.gov/irb/2024-30_IRB

[183] Federal Reserve History. Nixon Ends Convertibility of U.S. Dollars to Gold (Aug. 15, 1971).
https://www.federalreservehistory.org/essays/gold-convertibility-ends

[184] Bureau of Labor Statistics, via FRED. Consumer Price Index for All Urban Consumers (CPIAUCNS), full series.
https://fred.stlouisfed.org/series/CPIAUCNS

[185] Florida Statutes §119.07 — Inspection and copying of public records.
https://www.flsenate.gov/Laws/Statutes/2025/119.07

[186] Florida Statutes §194.011 — Assessment notice; objections to assessments (Value Adjustment Board).
https://www.flsenate.gov/Laws/Statutes/2025/194.011

[187] Till v. SCS Credit Corp., 541 U.S. 465 (2004).
https://supreme.justia.com/cases/federal/us/541/465/

[188] Page v. Deutsche Bank Trust Co. Americas, 308 So. 3d 953 (Fla. 2020), No. SC19-1137.
https://cases.justia.com/florida/supreme-court/2020-sc19-1137.pdf

[189] Benafel v. One West Bank, FSB (In re Benafel), 461 B.R. 581 (9th Cir. BAP 2011).
https://www.leagle.com/decision/inadvbco120302000075

[190] Florida Statutes §222.11 — Exemption of wages from garnishment.
https://www.flsenate.gov/Laws/Statutes/2025/222.11

[191] Florida Rules of Civil Procedure (including Rules 1.210, 1.350 and 1.540).
https://www.floridabar.org/rules/ctproc/

[192] Federal Rules of Bankruptcy Procedure (including Rules 3001, 3007, 7001, 7017 and 9011). https://www.law.cornell.edu/rules/frbp

[193] 33 U.S.C. §1344 — Permits for dredged or fill material (Clean Water Act §404). https://www.law.cornell.edu/uscode/text/33/1344

[194] Code of Miami-Dade County, Chapter 24 — Environmental Protection (wetland Class I and Class IV permits). https://library.municode.com/fl/miami_-_dade_county/codes/code_of_ordinances

[195] Florida Department of Environmental Protection. Everglades Mitigation Bank credit ledgers (published withdrawals by permit). https://floridadep.gov/sites/default/files/EvergladesPhaseI_ledger_9.pdf

[196] 15 U.S.C. §1681g — Disclosures to consumers. https://www.law.cornell.edu/uscode/text/15/1681g

ABOUT MIAMIDADE.WATCH

MiamiDade.watch is an independent documentary investigation. This paper is original commentary and analysis; it does not host or reproduce Webb's copyrighted book, which readers may obtain from the author's official page. Its explanations of the two MiamiDade.watch companion works are not endorsements of every legal proposition in those manuals.

This research is informational and educational, not legal, financial, tax, or investment advice. Statutes, interpretations and procedural deadlines require current verification for any specific dispute. The author of The Great Taking has not endorsed this commentary.

Research edition · November 18, 2026 · Source audit November 19, 2026 · www.miamidade.watch

VOLUME THREE · THE SOURCE MANUALS, COMPLETE

The Publisher's Manuals, in Full

A. *Bankruptcy Restructuring for the Wetland-Impaired Farm — Expanded Edition*

B. *Credit & Records Recovery System*

Volumes One and Two explain and condense these works. Volume Three reproduces both manuals as published at miamidade.watch, with their figures, tables, letters and forms, so that nothing in them is lost. Each manual keeps its own layout. General legal information for Florida, not legal advice.

Table of Contents

Front Matter

01 How to Use This Edition

Table of Figures

02 How the U.S. Economy Is Actually Presented

Part I — The Regulatory-Takings Predicament

01 When a Farm Is Misclassified as Wetland, Bankruptcy Becomes a Tool

02 The Wetland-Mitigation-Credit "Cash Cow" as an Engine of Bankruptcy

NEW CHAPTER

1 How the designation manufactures the default

2 The number that controls the case — the §506 valuation

3 Which chapter restructures the impaired farm

4 The regulatory challenge as an estate asset and parallel track

5 Feasibility, the balloon, and the restored-value exit

6 Instructions — the bankruptcy-led dual-track protocol

7 The other side of the argument

Part II — Restructuring the Impaired Property in Bankruptcy

01 The Bankruptcy Code Is a System — Not Just the Chapter You File

02 Chapter 11 — Commercial property cramdown

03 Chapter 13 — Individual or mixed-use agricultural property

04 Wall Street–Type Ownership Structure to Remain in the Home

05 Co-Owned Property: Names on a Deed vs. Each Share in Its Own LLC

06 Agricultural Bankruptcy: Why the Farm Case Is Different

07 Chapter 12 — The Missing Family-Farm Restructuring Strategy

Part III — Real Party in Interest, Securitization & Adversary Practice

01 VERY IMPORTANT — Party in Interest & Separate Legal Entity Ownership: Who Owns the Asset, Who Owes the Debt, and Who Can Enforce

VERY IMPORTANT

02 Securitization, Party-in-Interest Challenge and Adversary Proceeding

03 THE SECURED CLAIM MUST BE PROVEN — The Debt and the Lien Are Separate Questions

04 Complete Bankruptcy Sequence — From Debt Chain Audit to Quiet Title and Finality

05 Why This Matters to the Farmer or Homeowner

06 Strategy One — Chapter 7, then Chapter 13, then (when supported) an adversary proceeding

07 Strategy Two — Chapter 7, then Chapter 11, then (when supported) an adversary proceeding

08 Securitization and Tokenization Evidence File

09 Adversary Proceeding Litigation Blueprint

10 Mandatory Protocol — Challenge Rejection, Prove the Claimant, Use SEC/EDGAR Evidence

Part IV — Wealth, Exit & Consumer-Rights Enforcement

01 Why Bankruptcy Can Create Wealth
02 Securitization, Tokenization and the Transfer of Control
03 Use the Five-Year Restructuring to Build Transferable Value
04 Five-Year Exit Calendar
05 Investor, Partner, Refinance and Sale Compliance
06 FCRA and Debt-Collection Rights
07 Turn Bad Credit Into a Documented Enforcement Strategy
08 Strategic Use of Time in Bankruptcy
09 Understanding the Court's Timetable — and Making It Work for You
10 The Strategic Use of a Skeleton Bankruptcy
11 Relentless Citizen-Rights Enforcement

Part V — Tools, Matrices & Verification

01 Examples and Scenarios Across the Entire Strategy
02 Pre-Filing Property-Control Audit
03 Repeat-Filing and Automatic-Stay Matrix
04 Bankruptcy Strategy Decision Matrix
05 Current-Law Verification Addendum

Appendices

01 Appendix A — Glossary of Terms
02 Appendix B — Table of Authorities
03 Appendix C — Pre-Filing Evidence & Document-Request Checklist
04 Appendix D — The Dual-Track Timeline
05 Appendix E — Official Resources & Further Reading
06 Appendix F — Notices, Disclaimers, and Waivers
07 Primary Authorities (original)

A PROPERTY-RIGHTS EDUCATIONAL REFERENCE — NOT LEGAL, FINANCIAL, TAX, OR INVESTMENT ADVICE

Bankruptcy Restructuring for the Wetland-Impaired Farm

Chapter 11, 12, 13 and 7 strategy for a farm forced into default by a wetland-mitigation-credit designation — collateral valuation under §506, cramdown, the §1111(b) election, feasibility and the five-year exit, with the regulatory challenge run as a parallel track.

- **Bankruptcy · property & constitutional rights**
- **Southern District of Florida · Miami-Dade**
- **Updated Aug. 25, 2026**

Kindergarten

A BASIC ENTRY POINT

The more you know, the larger the unknown becomes.

Read this first — what this book is and isn't. This is an educational book written from the point of view of someone who defends property and constitutional rights. It explains laws, court rules, decided cases, and how the money works, so a landowner can ask better questions and gather better evidence. It is **not legal advice, not a lawyer you have hired, and not a promise of any result.** Deadlines in this area are short and often cannot be extended; several of the remedies described are hard to win; and a filing based on a wrong theory can cost you rights or lead to penalties. Hire a licensed Florida bankruptcy lawyer, a licensed land-use or eminent-domain lawyer, and a qualified wetland scientist before you act.

The idea behind this book is simple and old: the government is allowed to regulate land, but under our Constitution it cannot quietly turn a person's property into a public asset without real legal authority, fair process, and solid evidence. When ordinary farmland that has been worked for years is labeled "wetland" on a weak record, that label does far more than limit a hobby. It can take away the land's use, crash its market value, and force the owner into permits and costly "mitigation" payments they cannot afford — feeding a credit market that pays everyone except the original owner, and pushing a farmer who was paying on time into default and foreclosure. This book is about the bankruptcy tools that answer that problem: they are how a landowner stops the seizure, makes a judge decide what the land is really worth, uses valuation and chapter-specific restructuring rules, where available, to determine what portion of the claim is secured by the land and how the remaining claim must be treated, and buys time to recover value. This edition adds the missing front end — the wetland label that creates the default in the first place — but the bankruptcy case stays at the center. The label matters here only because it drives the numbers that decide the case: what the land is worth under 11 U.S.C. §506, the size of the secured and unsecured parts of the loan, whether the plan can actually work, and the big final payment (the "balloon") at year five. The challenge to the label runs as a **separate track** — a possible asset and a way to bring value back — not as a replacement for the bankruptcy.

The material is built around one idea: you do not control the agency, the trustee, or the judge — but you do control the **record**. That means the wetland-survey evidence, the appraisal, the water and soil data, the farm's history, the payment records, and the timing of each legal step. Institutions with more money, staff, and experience win when the owner shows up with only arguments and hope. They lose ground when the owner shows up with an organized file of evidence and forces every claim — the wetland call, the right to enforce the loan, the loan math, the final payment — to be proven on the record.

The deeper problem — when constitutional protection becomes

an illusion

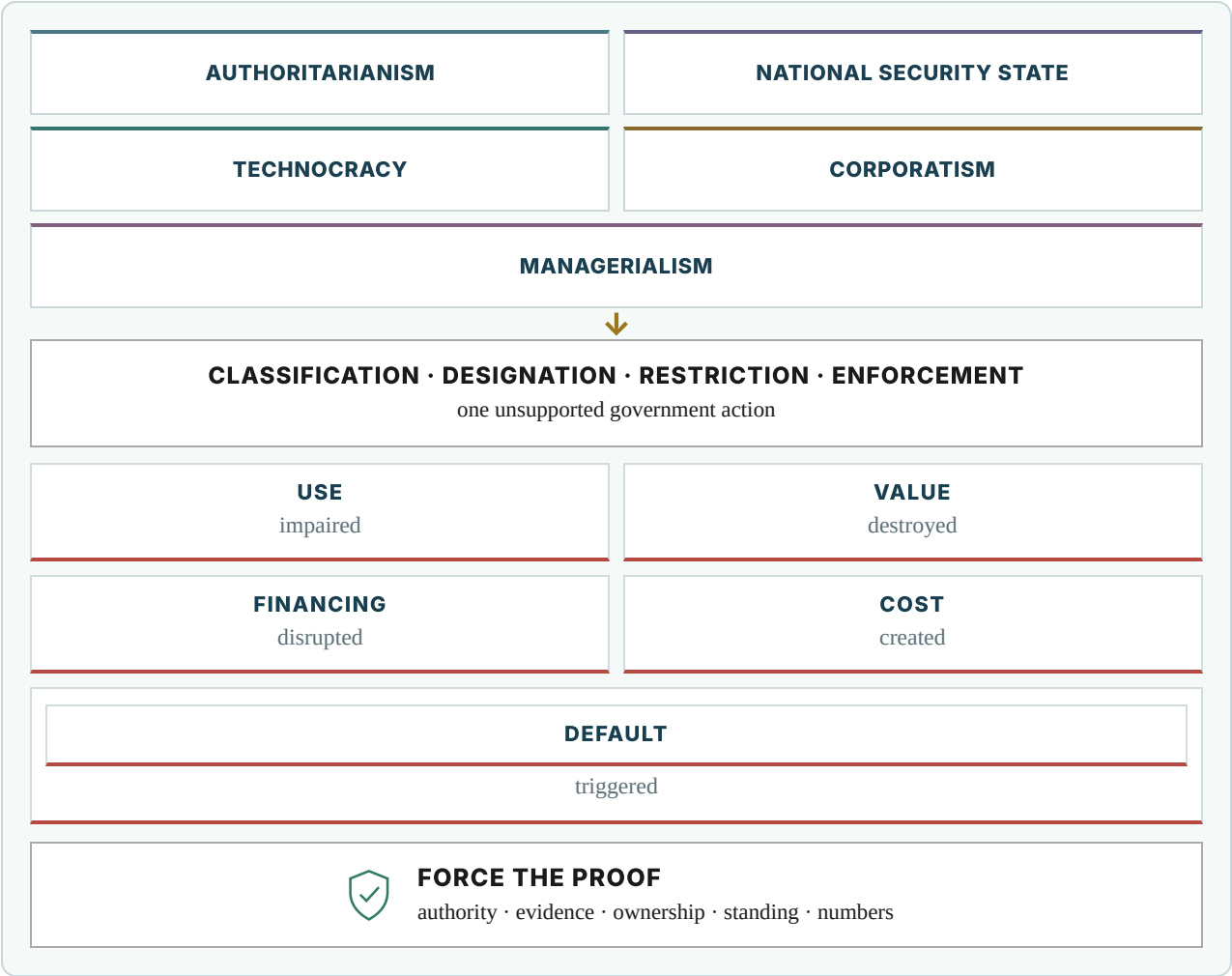

Modern governmental power increasingly operates through overlapping forms of authoritarianism, the national security state, technocracy, corporatism, and managerialism within the administrative state. Whatever label applies, the practical problem is the same: the system can become more powerful, more technical, and harder for the individual to challenge effectively.

For a landowner, homeowner, homesteader, farmer, rancher, agricultural business, family business, investor, developer, or other property owner, one unsupported classification, designation, restriction, or enforcement action can impair use, destroy value, disrupt financing, create regulatory or mitigation costs, trigger default, and place the property or business at risk before the underlying government action is meaningfully tested.

If the system has changed, the method of protecting rights must change with it.

Use every lawful tool available: bankruptcy, standing, real party in interest, valuation, stays, appeals, discovery, claim objections, record preservation, and every other procedure that forces the opposing party to prove the authority, evidence, relevant ownership or economic-interest facts, standing, and numbers required for the relief it seeks.

Do not wait for the system to protect your rights. Force it to prove its lawful authority before the property, business, equity, and leverage needed to defend them are gone.

> **Being right after the property is gone is not enough.**

How the U.S. Economy Is Actually Presented

The honest starting point is that the number of "economies" depends on the lens being used. Public-facing explanations often speak about *the economy* as though it were one machine. A common financial explanation divides it into two broad worlds—the **real economy** and the **financial markets**. Technical government and financial accounts, however, divide the same national system much more finely into households, businesses, governments, banks, insurers, pension funds, investment funds, markets, instruments, balance sheets, transactions, and the rest of the world.

Those descriptions are not necessarily contradictions. They are different levels of resolution. The problem begins when a simplified model chosen for a particular audience is presented as though it were the complete structure. **Honesty requires disclosing what the model includes, what it leaves out, why that level of detail was chosen, and whether the omitted relationships could materially change the recipient's understanding.**

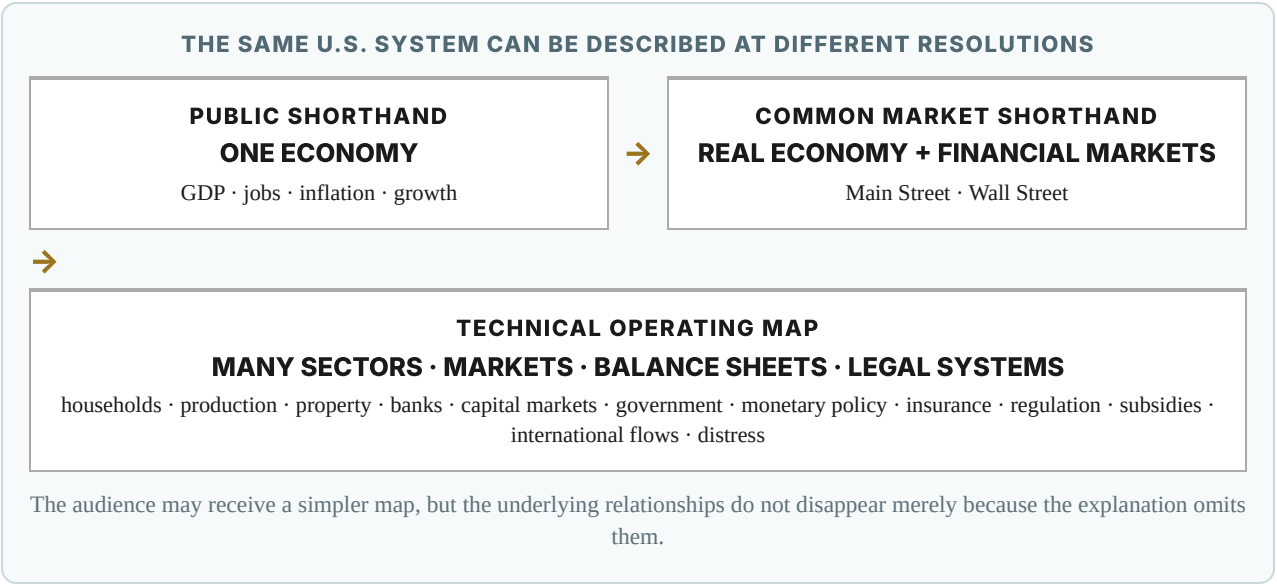

Why different recipients hear different versions

Institutional mission
BEA, the Federal Reserve, Treasury, regulators, courts, banks, and businesses organize the same reality around different responsibilities and measurements.

Communication limits
Public explanations compress complexity. "The economy" or "Main Street versus Wall Street" is easier to communicate than dozens of interacting balance sheets.

Professional resolution
Bankers, investors, regulators, bankruptcy professionals, insurers, and accountants require more detail because

Institutional silos
Each profession can describe one part accurately while leaving other economically important relationships outside its field of view.

ownership, priority, collateral, liquidity, and risk affect decisions.

Incentives and framing

Political, regulatory, commercial, and financial institutions naturally emphasize categories that make their own decisions and responsibilities easier to explain or administer.

Information asymmetry

A recipient who sees only one layer may not know to ask who owns the claim, who bears the risk, what collateral is being used, what regulation changed value, or who benefits from the transaction.

THE HONESTY STANDARD Simplification is not automatically deception. It becomes misleading when a limited model is presented as the whole system without disclosing the material relationships that were left out.

Why multiple systems can help keep the whole system in balance

There is also a practical reason a complex economy benefits from having many partially distinct systems rather than forcing every economic function through one channel: **balance and resilience.** Too much economic weight concentrated in one place can destabilize the whole. The same is true if the scale is tilted too far in the opposite direction. A productive economy starved of credit can contract; a financial system carrying too much leverage can destabilize productive activity; excessive concentration of ownership, public obligations, regulatory burdens, or speculative risk can also transmit instability.

A multitude of systems creates additional channels through which capital, risk, ownership, production, savings, insurance, public spending, regulation, and restructuring can be distributed. **The scales are easier to balance when all of the weight is not forced onto one side or one mechanism.** Different systems can sometimes absorb pressure, provide alternatives, redistribute risk, refinance obligations, insure losses, or allow restructuring before one failure consumes the whole.

That does **not** mean every subsystem was deliberately created for one master balancing purpose, nor does plurality guarantee stability. Because these systems are interconnected, stress in one can migrate rapidly into the others. The honest point is narrower: **diversity of economic channels can increase resilience, while excessive concentration or excessive imbalance in any direction can increase systemic fragility.**

PURPOSELY DESIGNED STABILIZER

Bankruptcy is the stabilizing matrix

Purposely designed, bankruptcy is the stabilizing matrix in that system. It is not merely a declaration of failure. It is the legal framework that can stop a disorderly race among creditors, centralize competing claims in one forum, determine priority and value, preserve viable operations where possible, restructure debt and ownership, and provide an orderly liquidation path when reorganization cannot work.

In that sense, bankruptcy functions as a **system-level pressure-release and rebalancing mechanism**. It can prevent separate enforcement actions from cascading uncontrollably through property, credit, employment, suppliers, investors, counterparties, and public obligations. The process does not guarantee stability or a successful reorganization; its stabilizing function comes from replacing a free-for-all with a collective, court-supervised process for sorting claims, allocating losses, preserving value where possible, and determining what survives, what is transferred, and what must be liquidated.

BALANCE, NOT A SINGLE CHANNEL

multiple systems can distribute economic weight—but connections can also transmit shocks

MULTIPLE CHANNELS

production · savings · credit · markets · insurance · government · regulation · restructuring

TOO MUCH WEIGHT HERE

concentrated credit · leverage · ownership · regulation · public obligations · speculation

TOO MUCH WEIGHT THERE

credit scarcity · underinvestment · rigid capital · insufficient risk transfer · inability to restructure

When weight can move through several lawful mechanisms, the system has more ways to rebalance. When one channel becomes dominant or several channels fail together, instability increases.

The concurrent economic systems underneath the shorthand

ONE INTERCONNECTED PUBLIC LEGAL ORDER

The constitutional and legal order includes the Constitution; federal, state, and local law; courts and agencies; taxation and public spending; and monetary institutions. Within that same legal order, many economic systems operate simultaneously, and a single asset
or obligation can participate in several of them at once.

01
HOUSEHOLD + LABOR
income · consumption · saving

Wages, salaries, household spending, housing costs, savings, pensions, consumer debt, insurance, and taxes.

02
PRODUCTIVE / MAIN STREET
goods · services · farms · businesses

Labor, land, equipment, farms, manufacturers, contractors, services, inventories, payroll, production, sales, and business investment.

03
PROPERTY + COLLATERAL
title · use · appraisal · security

Homes, farms, commercial property, title, leases, appraisals, mortgages, property taxes, development rights, and collateral value.

04
BANKING + CREDIT
deposits · loans · leverage · liquidity

Credit creation, deposits, underwriting, collateral, repayment, servicing, defaults, and borrowing capacity.

05
CAPITAL MARKETS + SECURITIZATION
securities · funds · secondary claims

Stocks, bonds, mortgage- and asset-backed securities, securitization, funds, institutional capital, trading, and secondary-market ownership.

06
GOVERNMENT + FISCAL
tax · spend · borrow · transfer

Public payroll, procurement, infrastructure, taxes, grants, benefits, transfers, subsidies, tax credits, public borrowing, and public assets.

07
MONETARY
rates · reserves · liquidity · credit conditions

Central-bank policy and monetary conditions affect the price and availability of credit across households, businesses, government, property, and markets.

08
INSURANCE + RISK
price · pool · transfer risk

Property, casualty, crop, title, mortgage, business, credit, and reinsurance systems price and redistribute losses and uncertainty.

09
INSTITUTIONAL CAPITAL
pensions · funds · insurers · asset managers

Large pools of capital allocate savings and investment across securities, credit, businesses, housing, land, infrastructure, and other assets.

10
REGULATORY + COMPLIANCE
this manual: Securitized Regulation

Classifications, permits, licenses, mandates, restrictions, allowances, mitigation credits, compliance obligations, and government-created instruments.

11
SUBSIDY + INCENTIVE
credits · grants · guarantees · support

12
INTERNATIONAL
trade · foreign capital · currencies

Tax credits, grants, guarantees, subsidized lending, insurance programs, price supports, and other public incentives alter private economic outcomes.

Imports, exports, cross-border investment, foreign lending and ownership, exchange-rate exposure, and international supply chains connect domestic systems to the rest of the world.

13

DISTRESS + RESTRUCTURING

when existing arrangements no longer fit

Workouts, refinancing, claim trading, receivership, foreclosure, bankruptcy, reorganization, asset sales, ownership changes, and transfers of risk or control.

THE SAME PROPERTY, DOLLAR, DEBT, OR OBLIGATION CAN EXIST IN SEVERAL SYSTEMS AT ONCE

PRODUCTION / INCOME · PURCHASE / INVESTMENT · BANK CREDIT · PROPERTY / COLLATERAL · SECURITY / INVESTOR CLAIM · TAX / REGULATORY EFFECT · INSURANCE / RISK · WORKOUT / BANKRUPTCY / TRANSFER

ONE FARM — MANY ECONOMIC ROLES

A farm can simultaneously be productive land, family wealth, taxable property, bank collateral, an insured risk, part of a financial claim, the subject of a regulatory classification, and a distressed asset if one system destabilizes the others. The physical property did not change; the economic relationships surrounding it did.

Stated plainly: saying “there is one economy” can be useful at one level, and saying “there is a real economy and financial markets” can be useful at another. Neither is a complete map. The technically relevant question is always: **which economic relationships matter to this property, person, debt, business, or government action—and which relationships have been omitted from the explanation being given to the recipient?**

For a property owner, this matters because a government classification can begin in the regulatory system, alter permitted use in the productive system, change appraisal in the property system, affect collateral in the credit system, alter investor or insurance risk, and eventually trigger default, foreclosure, restructuring, or bankruptcy. A description that stops at only one of those systems can be factually incomplete even when each individual statement inside it is technically true.

Official-source basis: BEA — production and expenditures · BEA — government spending, transfers, interest, and subsidies · Federal Reserve — Financial Accounts by sector and instrument · EPA — transferable allowance markets · EPA — mitigation banks and credits.

DOWNSTREAM TOOLS The catalogue below belongs to the distress/restructuring economy. It shows mechanisms used to alter debts, financial claims, capital structures, assets, operations, legal entities, ownership, or control after problems arise in one or more of the economies above.

01

Restructuring and Reorganization

Restructuring, corporate restructuring, financial restructuring, operational restructuring, debt restructuring, asset restructuring, liability restructuring, balance-sheet restructuring, capital restructuring, recapitalization, corporate reorganization, legal-entity reorganization, internal reorganization, subsidiary restructuring, divisional restructuring, portfolio restructuring, capital-structure optimization, debt reprofiling, corporate simplification, entity rationalization, holding-company restructuring, subsidiary consolidation, business-unit consolidation, plant consolidation, facility consolidation, branch consolidation, supply-chain restructuring, workforce restructuring, pension restructuring, benefit restructuring, tax restructuring, intellectual-property restructuring, lease restructuring, contract restructuring, outsourcing, insourcing, offshoring, nearshoring, managed wind-down, orderly wind-down.

02

Debt and Liability Management

Refinancing, amend-and-extend, maturity extension, covenant reset, covenant waiver, forbearance, standstill agreement, out-of-court workout, consensual restructuring, distressed exchange, debt exchange, debt-for-debt exchange, debt-for-equity swap, debt-for-equity exchange, debt-for-asset swap, debt-for-property exchange, debt conversion, equitization, debt reinstatement, cure and reinstatement, liability-management exercise, restructuring support agreement, plan support agreement, lock-up agreement, debt purchase, distressed-debt purchase, loan-to-own strategy, claim impairment, claim classification, claim objection, claim disallowance, claim subordination, equitable subordination.

03

Financing and Capital

Rescue financing, bridge financing, debtor-in-possession financing, exit financing, refinancing through reorganization, rights offering, private placement, preferred-equity financing, convertible financing, mezzanine financing, asset-based lending, receivables financing, factoring, inventory financing, equipment financing, lease financing, securitization, strategic investment, minority investment, majority investment, growth-equity investment, leveraged recapitalization, dividend recapitalization, debt-funded recapitalization, management recapitalization.

04

Mergers and Corporate Combinations

Merger, statutory merger, merger of equals, horizontal merger, vertical merger, conglomerate merger, market-extension merger, product-extension merger, reverse merger, forward triangular merger, reverse triangular merger, subsidiary merger, parent-subsidiary merger, upstream merger, downstream merger, short-form merger, squeeze-out merger, freeze-out merger, going-private merger, cross-border merger, roll-up merger, distressed merger, SPAC merger, de-SPAC transaction, spin-merger, consolidation, amalgamation, absorption, share exchange, share swap.

05

Acquisitions and Takeovers

Acquisition, stock acquisition, asset acquisition, business acquisition, subsidiary acquisition, division acquisition, controlling-interest acquisition, minority-interest acquisition, strategic acquisition, platform acquisition, bolt-on acquisition, tuck-in acquisition, roll-up acquisition, carve-out acquisition, distressed acquisition, rescue acquisition, bankruptcy acquisition, leveraged buyout, management buyout, management-led buyout, employee buyout, institutional buyout, sponsor buyout, secondary buyout, private-equity acquisition, hostile takeover, friendly takeover, take-private transaction, tender offer, exchange offer, hostile tender, friendly tender, creeping acquisition, compulsory acquisition, squeeze-out acquisition, proxy-contest takeover, white-knight acquisition, white-squire investment.

06

Asset Sales, Transfers, and Divestitures

Asset sale, business sale, business-unit sale, subsidiary sale, division sale, divestiture, spin-off, split-off, split-up, equity carve-out, carve-out sale, asset transfer, business transfer, hive-up, hive-down, sale-leaseback, intellectual-property sale, intellectual-property licensing, brand licensing, franchise restructuring, partial IPO, subsidiary IPO, direct listing, tracking-stock restructuring.

07

Distressed and Insolvency Transactions

Distressed sale, distressed takeover, foreclosure sale, consensual foreclosure, deed in lieu, receivership sale, UCC sale, Article 9 sale, credit bid, §363 sale, stalking-horse bid, plan sale, liquidation sale, going-concern sale, break-up sale, assignment for benefit of creditors, receivership, conservatorship, rehabilitation, administration, composition, arrangement, solvent liquidation, insolvent liquidation, voluntary liquidation, compulsory liquidation.

08

Bankruptcy and Court-Supervised Reorganization

Common operating chapters: Chapter 1, Chapter 3, and Chapter 5 supply much of the statutory machinery used in cases under Chapters 7, 11, 12, and 13, subject to 11 U.S.C. §103 and chapter-specific exceptions. Chapters 9 and 15 have special applicability rules.

Chapter 7, **Chapter 9**, **Chapter 11**, **Subchapter V of Chapter 11**, **Chapter 12**, **Chapter 13**, and **Chapter 15**.

Bankruptcy may also be voluntary or involuntary and may involve liquidation, reorganization, restructuring, prepackaged bankruptcy, pre-negotiated bankruptcy, free-fall bankruptcy, Chapter 11 plan restructuring, Subchapter V plan restructuring, cross-border insolvency restructuring, cramdown, cram-up, lien avoidance, lien stripping where legally permitted, claim objections, assumption and assignment, executory-contract assumption or rejection, lease assumption or rejection, plan sales, §363 sales, credit bidding, debtor-in-possession financing, and exit financing.

09

Ownership and Entity Restructuring

Holding-company reorganization, special-purpose vehicle, special-purpose entity, asset segregation, ring-fencing, entity conversion, domestication, reincorporation, redomiciliation, corporate migration, cross-border redomiciliation, inversion, privatization, nationalization, demutualization, mutualization, cooperative conversion, going-private transaction, take-private transaction.

10

Strategic Business Arrangements

Joint venture, strategic alliance, licensing, franchising, management agreement, shared-services restructuring, outsourcing, insourcing, sale-leaseback, business combination, partnership restructuring, asset contribution, equity contribution, recapitalization merger, recapitalization acquisition.

11

Equity and Shareholder Transactions

Share repurchase, accelerated share repurchase, self-tender, issuer tender, Dutch-auction tender, redemption, rights offering, stock-for-stock transaction, cash-and-stock transaction, share exchange, share swap, preferred-equity issuance, convertible issuance, recapitalization through exchange offer.

The basic lesson

These are not exceptions to the American economic system. **They are part of the system.** Companies routinely restructure liabilities, refinance debt, sell assets, change ownership, reorganize operations, merge, acquire, divest, recapitalize, and use bankruptcy when circumstances require it.

The practical difference is often knowledge and timing: **large institutions generally know these tools exist and use them before a crisis becomes irreversible. Individuals, homeowners, landowners, farmers, small businesses, and families should understand that lawful restructuring tools exist for them as well.**

The newer economy — Securitized Regulation

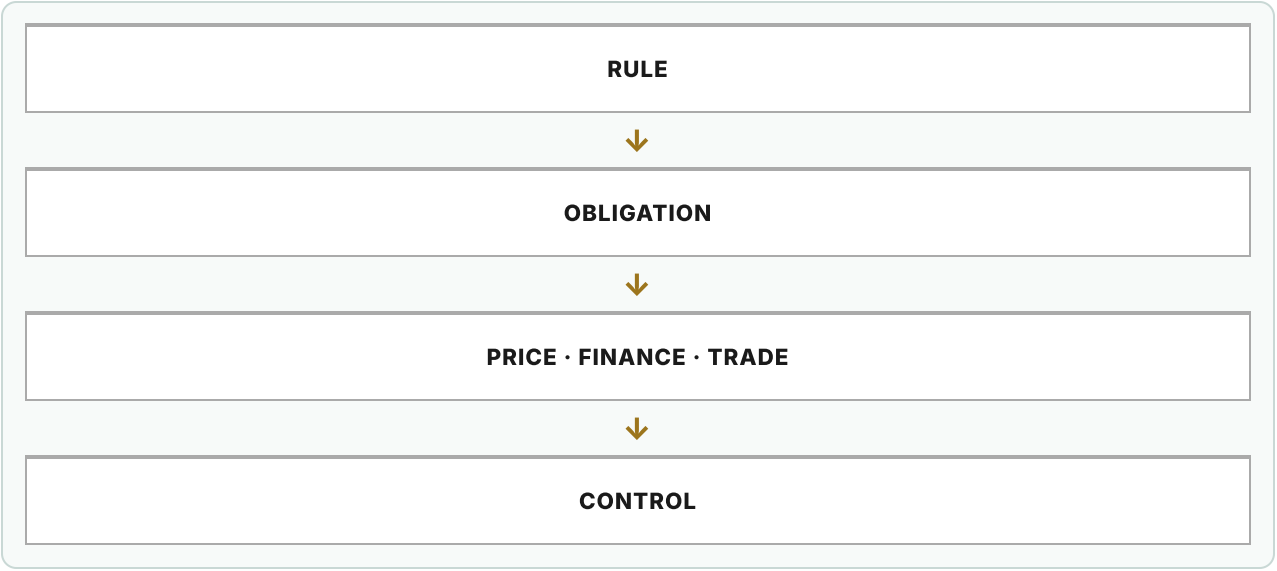

ECONOMIC SHIFT

The economy is no longer driven only by private production and private markets. Government can create economic value—and economic burdens—through classifications, permits, restrictions, mandates, subsidies, credits, offsets, mitigation requirements, and compliance markets.

THE MECHANISM

This manual calls that Securitized Regulation: government creates the rule, the rule creates the obligation, and the obligation creates something that can be priced, financed, traded, subsidized, or monetized.

The consequence can be brutal: higher costs, restricted supply, greater dependence on government programs and Wall Street finance, and less economic independence for the individual.

THE CONTROL QUESTION

If ownership becomes unaffordable and basic resources increasingly depend on regulated access, subsidies, or government-created markets, the end question is no longer simply who owns the property.

It is who controls the money, the land, the housing, the food, the energy—and ultimately access to them.

HOUSING AS A CONTROL POINT

Control housing and you control the price of shelter. Control credit, zoning, permitting, taxation, subsidies, guarantees, foreclosures, and securitization, and you control who can buy, what can be built, what it costs, and who ultimately owns it. Government collects taxes, fees, and regulatory revenue. Wall Street collects interest, fees, spreads, and investment returns. The homeowner, renter, landowner, farmer, and taxpayer carry the debt, the inflated price, and the losses.

Housing is not merely a market. It is a control point. Whoever controls land, credit, supply, and access can influence the price of nearly everything built on top of them.

AND THE HARDEST CLOSING IS:

Government takes its piece. Finance takes its piece. The citizen pays for both.

Why the long explanation

To understand and navigate this integrated, intentionally complex system, you must understand who and what exercises control and how everyday decisions can affect your life.

How to use this book — the colored boxes. Each colored box means a specific thing. Use the type of box as a signal for what to do next.

CRITICAL / NOTICE
The rule that controls, or the hardest obstacle. Don’t skip it.

WARNING
A trap, or a place people often lose.

RESULT
A checked statement of the current law, or the outcome.

HOW YOU CAN…
A positive, evidence-based way to do it.

KEY POINT
A short summary of the main idea in the box beside it.

THE OTHER SIDE
The strongest honest argument against the owner’s position. Included on purpose.

Check the current law yourself. Every strategy here is tied to a specific law or court case, so a bank or an agency cannot just swap in its own assumptions for what the law actually says. Before you file anything, confirm the statute, the current dollar limit, the controlling Florida or Eleventh Circuit court decision, the local court rule, and the required form *as they stand on your filing date*.

Definitions: words and abbreviations with a dotted underline are defined on the website when you point to them. In this PDF, every one of those definitions is printed in the Definitions list on pages 134–144.

Table of Figures

Fig. 1. From wetland call to the bankruptcy fork — the path that ends in the reorganization.
Fig. 2. The value cliff and the §506 split — how the designation creates a secured claim and an unsecured deficiency.
Fig. 3. The cramdown waterfall — §506(a) bifurcation and the §1111(b) election alternative.
Fig. 4. Which chapter restructures the impaired farm — a filing-selection map.
Fig. 5. The dual-track timeline — the bankruptcy case, with the regulatory challenge alongside.
Fig. 6. Feasibility and the five-year exit — confirmation value, the balloon, and preserved equity.

All figures use illustrative, hypothetical figures to show structure and proportion. They are teaching diagrams, not appraisals, and none states a fact about any specific parcel, agency, or case.

Before you begin

This manual begins at the kindergarten level on purpose. Its goal is not to make you an expert. Its goal is to give you enough understanding to recognize the issues, understand the language, ask better questions, and know when deeper knowledge is required. This is where the education begins—not where it ends.

Definitions

On the website, words and abbreviations with a dotted underline show a definition when you point to them. A PDF cannot show those pop-ups, so every one of them is printed here, in alphabetical order. 301 terms.

Term	Plain meaning
Absorption	A combination in which one entity absorbs another and the absorbing entity continues.
Accelerated share repurchase	A structured transaction allowing a company to repurchase a large block of shares quickly, usually through a financial intermediary.
Acquisition	A transaction in which one party obtains ownership or control of a business, assets, or equity interests.
Administration	An insolvency procedure used in some jurisdictions in which an administrator manages a distressed company to rescue it or improve creditor recovery.
Amalgamation	A legal combination of entities into one continuing or new entity, a term common in some jurisdictions.
Amend-and-extend	An agreement that changes loan terms and extends maturity rather than requiring immediate repayment or refinancing.
Arrangement	A court-approved or consensual restructuring arrangement among a company and affected creditors or owners, depending on applicable law.
Article 9 sale	A secured creditor’s disposition of personal-property collateral under Article 9 of the Uniform Commercial Code.
Asset acquisition	Buying selected assets and, where agreed, selected liabilities rather than purchasing the target entity itself.
Asset contribution	Transferring an asset to an entity in exchange for equity, partnership interests, consideration, or another agreed benefit.
Asset restructuring	Selling, transferring, combining, separating, or repositioning assets to improve value, liquidity, or business focus.
Asset sale	A sale of selected assets rather than a sale of the ownership interests in the entity that owns them.
Asset segregation	Separating assets into different entities, accounts, or legal structures for management, financing, risk, or regulatory purposes.
Asset transfer	Moving ownership of an asset from one person or entity to another.
Asset-based lending	Loans primarily supported by specified assets such as receivables, inventory, equipment, or other collateral.
Assignment for benefit of creditors	A state-law process in which a debtor transfers assets to an assignee who liquidates them for creditors.
Assumption and assignment	A bankruptcy process allowing qualifying executory contracts or leases to be assumed and transferred to another party if legal requirements are met.
Balance-sheet restructuring	Changing assets, liabilities, or equity to strengthen the company’s financial position.
Bankruptcy	A federal legal process under the Bankruptcy Code for liquidation, reorganization, debt adjustment, or cross-border insolvency relief.
Bankruptcy acquisition	An acquisition of a debtor, its assets, or its business through or in connection with a bankruptcy case.
Benefit restructuring	Changing employee benefit programs, funding, providers, or plan terms where law permits.
Bolt-on acquisition	An acquisition added to an existing business to expand products, geography, customers, or capabilities.

Term	Plain meaning
Branch consolidation	Combining or closing branch locations and moving their operations into other locations.
Brand licensing	Granting another party contractual rights to use a brand, trademark, or related identity.
Break-up sale	Selling a company or enterprise in separate pieces rather than as one going concern.
Bridge financing	Short-term financing intended to carry a borrower until a longer-term transaction or financing is completed.
Business acquisition	Acquiring an operating business through stock, assets, merger, or another transaction structure.
Business combination	A broad term for a transaction that combines businesses or obtains control of one business by another.
Business sale	A sale of an entire operating business or substantially all of it.
Business transfer	Transferring a business, its assets, contracts, employees, or operations to another owner or entity.
Business-unit consolidation	Combining separate business units to reduce duplication, costs, or operational complexity.
Business-unit sale	A sale of a particular business unit rather than the whole company.
Capital restructuring	Changing the mix or terms of debt and equity used to finance a company.
Capital-structure optimization	Adjusting debt and equity to reach a more favorable balance of cost, risk, liquidity, and control.
Carve-out acquisition	Acquiring a business unit or assets separated from a larger parent company.
Carve-out sale	Selling a business unit or assets that must first be separated operationally or legally from a larger company.
Cash-and-stock transaction	A transaction in which consideration consists of both cash and equity securities.
Chapter 1 — General Provisions	Foundational Bankruptcy Code provisions including definitions, rules of construction, applicability of chapters, eligibility, court authority, sovereign-immunity rules, and related general provisions.
Chapter 11	The Bankruptcy Code chapter commonly used for business or individual reorganization, restructuring, and court-supervised plans.
Chapter 11 plan restructuring	Restructuring debts, claims, assets, or ownership through a Chapter 11 plan and confirmation process.
Chapter 12	The Bankruptcy Code chapter designed for eligible family farmers and family fishermen with regular annual income.
Chapter 13	The Bankruptcy Code chapter allowing eligible individuals with regular income to adjust debts through a repayment plan.
Chapter 15	The Bankruptcy Code chapter governing recognition and cooperation in certain cross-border insolvency cases.
Chapter 3 — Case Administration	Bankruptcy Code provisions governing commencement and administration of cases, trustees and professionals, creditor meetings, dismissal or conversion, and closing or reopening cases.
Chapter 5 — Creditors, the Debtor, and the Estate	Bankruptcy Code provisions addressing claims, secured status, priorities, debtor duties and benefits, property of the estate, turnover, avoidance, executory contracts, and related estate rights.
Chapter 7	The Bankruptcy Code chapter generally used for liquidation, with a trustee administering nonexempt estate property and allowed claims.
Chapter 9	The Bankruptcy Code chapter for adjustment of debts of eligible municipalities.
Claim classification	Grouping claims into classes based on their legal rights and treatment in a bankruptcy or restructuring plan.
Claim disallowance	A determination that a claim, or part of it, is not allowed for bankruptcy distribution or plan treatment.
Claim impairment	Changing a creditor’s legal, contractual, or economic rights under a restructuring or bankruptcy plan.
Claim objection	A formal challenge to the validity, amount, priority, security, or treatment of a creditor’s claim.
Claim objections	Formal challenges asking the bankruptcy court to determine whether claims should be allowed, reduced, reclassified, subordinated, or disallowed.
Claim subordination	Placing a claim behind other claims in payment priority by agreement or applicable law.

Term	Plain meaning
Classifications	Government or institutional designations that place property, conduct, assets, or activities into a category carrying legal, regulatory, or economic consequences.
Compliance markets	Markets created or shaped by legal requirements in which regulated parties buy, sell, finance, or obtain products, services, credits, or rights needed to satisfy those requirements.
Composition	An agreement in which creditors accept modified payment terms, often less than the full contractual amount, to resolve debts.
Compulsory acquisition	A legally authorized acquisition of remaining minority interests after specified ownership or procedural requirements are met.
Compulsory liquidation	A liquidation ordered by a court or other authority under applicable insolvency law.
Conglomerate merger	A merger between businesses operating in substantially unrelated lines of business.
Consensual foreclosure	A foreclosure or transfer process carried out with the debtor’s agreement rather than through a fully contested enforcement process.
Consensual restructuring	A restructuring carried out by agreement among the affected parties rather than imposed through litigation.
Conservatorship	A legal arrangement placing an entity or property under a conservator’s control to preserve or manage it under applicable law.
Consolidation	Combining businesses, entities, operations, or financial statements into a single structure or reporting group.
Contract restructuring	Renegotiating, replacing, terminating, assigning, or otherwise changing contractual obligations.
Controlling-interest acquisition	Acquiring enough ownership or voting power to control an entity.
Convertible financing	Financing issued as debt or preferred securities that may convert into equity under stated terms.
Convertible issuance	Issuing debt or equity securities that may convert into another security, commonly common stock, under stated terms.
Cooperative conversion	Changing an entity or ownership structure into, or out of, a cooperative form under applicable law.
Corporate migration	Moving a company’s legal domicile, headquarters, ownership structure, or substantial operations to another jurisdiction.
Corporate reorganization	Rearranging a company’s legal, financial, ownership, or operating structure, inside or outside bankruptcy.
Corporate restructuring	A broad reworking of a company’s organization, finances, ownership, assets, or operations.
Corporate simplification	Reducing unnecessary entities, layers, contracts, or structures to make a corporate group easier and cheaper to operate.
Covenant reset	Changing financial or operating covenants so the borrower can comply with revised requirements.
Covenant waiver	A lender’s agreement not to enforce a particular covenant breach, usually for a stated period or condition.
Cram-up	An informal term sometimes used for plan treatment imposed on an objecting senior class while junior interests receive or retain value, subject to applicable confirmation rules.
Cramdown	Confirmation or imposition of plan treatment over the objection of an impaired class or creditor when statutory requirements are satisfied.
Credit bid	A secured creditor bids using all or part of its allowed secured debt instead of paying the bid price entirely in cash where law permits.
Credit bidding	Using secured debt as bid consideration in a sale where the creditor has a legal right to credit bid.
Credits	Regulatory or financial units recognized by a governing system that may offset an obligation, satisfy a requirement, or carry economic value.
Creeping acquisition	Gradually increasing an ownership position through a series of purchases rather than one acquisition.
Cross-border insolvency restructuring	Coordinating insolvency or restructuring proceedings involving assets, creditors, or proceedings in multiple countries.
Cross-border merger	A merger involving entities organized or operating in different countries.

Term	Plain meaning
Cross-border redomiciliation	Moving an entity's legal domicile from one country to another using available cross-border legal mechanisms.
Cure and reinstatement	Correcting specified defaults and restoring the debt or contract rather than terminating or accelerating it.
De-SPAC transaction	The business combination through which a SPAC acquires or merges with an operating company and transitions into the operating public company.
Debt conversion	Converting debt into another form of obligation or into equity under agreed or legally authorized terms.
Debt exchange	Replacing existing debt securities or obligations with different debt or other consideration.
Debt purchase	Buying an existing debt claim or debt security from its current holder.
Debt reinstatement	Restoring debt on specified terms after curing defaults or otherwise satisfying legal requirements.
Debt reprofiling	Changing the timing, maturity, interest, or repayment profile of debt without necessarily reducing principal.
Debt restructuring	Changing the amount, interest, maturity, priority, collateral, or payment terms of existing debt.
Debt-for-asset swap	Satisfying or reducing debt by transferring agreed assets to the creditor.
Debt-for-debt exchange	Exchanging one debt obligation for another with different terms, maturity, priority, or security.
Debt-for-equity exchange	Exchanging all or part of a debt claim for stock or another equity interest.
Debt-for-equity swap	Exchanging debt for an ownership interest, reducing debt while increasing creditor equity ownership.
Debt-for-property exchange	Satisfying or reducing debt by transferring property to the creditor under an agreed transaction.
Debt-funded recapitalization	A recapitalization financed mainly by new borrowing.
Debtor-in-possession financing	Court-authorized financing obtained by a Chapter 11 debtor while it remains in possession of its business and assets.
Deed in lieu	A transfer of real property to a lender in place of foreclosure, subject to agreed terms and applicable law.
Demutualization	Converting a mutual organization owned by members into a stock or other ownership form.
Direct listing	Listing existing shares on a public exchange without a traditional underwritten initial public offering structure.
Distressed acquisition	Acquiring a financially troubled business or its assets, often at a negotiated or court-supervised sale.
Distressed exchange	An exchange of existing debt for new debt, equity, or other value when the issuer is under financial stress.
Distressed merger	A merger involving a financially troubled company, often as an alternative to liquidation or standalone restructuring.
Distressed sale	A sale made while the seller is under significant financial pressure, often to raise cash or avoid a worse outcome.
Distressed takeover	Obtaining control of a financially troubled company through purchase, restructuring, enforcement, or a negotiated transaction.
Distressed-debt purchase	Buying debt of a financially troubled borrower, often at a discount and with restructuring or control objectives.
Divestiture	Selling, spinning off, closing, or otherwise disposing of a business, asset, subsidiary, or investment.
Dividend recapitalization	A transaction in which a company borrows money to fund a dividend or distribution to owners.
Division acquisition	Acquiring a particular operating division or line of business from a larger company.
Division sale	A sale of a division or line of business.
Divisional restructuring	Reworking a particular division's operations, assets, staffing, financing, or place within the company.
Domestication	Moving an entity's legal home to another jurisdiction through a statutory domestication process where permitted.

Term	Plain meaning
Downstream merger	A merger in which a parent is merged into a subsidiary or the surviving entity is lower in the corporate structure.
Dutch-auction tender	A tender offer in which holders specify acceptable prices within a range and the final purchase price is determined through the auction process.
Employee buyout	An acquisition in which employees obtain ownership of all or part of the business.
Entity conversion	Changing one legal entity form into another under applicable entity law.
Entity rationalization	Combining, dissolving, selling, or reorganizing legal entities that are no longer needed or efficiently structured.
Equipment financing	Loans or leases used to acquire, refinance, or monetize machinery, vehicles, or equipment.
Equitable subordination	A bankruptcy remedy that can move a claim to a lower priority when legally required standards for inequitable conduct are proven.
Equitization	Converting debt or other claims into equity ownership, often during a restructuring.
Equity carve-out	Selling a minority stake in a subsidiary or business to public or private investors while the parent retains control.
Equity contribution	Providing capital to an entity in exchange for, or as an increase to, an ownership interest.
Exchange offer	An offer to exchange existing securities or claims for different securities, claims, cash, or a combination.
Executory-contract assumption or rejection	The bankruptcy choice, subject to court and statutory rules, to continue or reject certain unperformed contracts.
Exit financing	Financing used to fund a debtor’s emergence from bankruptcy or completion of a restructuring.
Facility consolidation	Combining operations into fewer physical facilities to reduce cost or improve efficiency.
Factoring	Selling accounts receivable to a third party, usually at a discount, to obtain immediate cash.
Financial restructuring	Changing debt, equity, payment terms, or capital sources to improve a company’s financial condition.
Forbearance	A creditor’s temporary agreement not to exercise specified enforcement rights despite an existing default.
Foreclosure sale	A sale of collateral under applicable foreclosure law to satisfy secured debt.
Forward triangular merger	A merger in which the target merges into the buyer’s subsidiary and that subsidiary survives.
Franchise restructuring	Changing franchise ownership, territories, agreements, fees, operations, or legal structure.
Franchising	A business model in which a franchisor licenses a brand and operating system to a franchisee under contractual terms.
Free-fall bankruptcy	A bankruptcy filing made without a fully negotiated or prepackaged restructuring plan already in place.
Freeze-out merger	A transaction that removes minority owners from the continuing enterprise for specified consideration.
Friendly takeover	An acquisition supported or approved by the target company’s board or management.
Friendly tender	A tender offer made with support or cooperation of the target company.
Going-concern sale	A sale of a business as an operating enterprise rather than as separate assets.
Going-private merger	A merger used to eliminate public ownership and leave the company privately held.
Going-private transaction	A transaction that eliminates public ownership or reporting status and leaves the company privately held.
Growth-equity investment	Equity capital invested to fund expansion in an established business, typically without a full buyout.
Hive-down	Transferring a business or assets downward into a subsidiary or newly formed entity.
Hive-up	Transferring a subsidiary’s business or assets upward to its parent or another higher-level group entity.
Holding-company reorganization	Rearranging the parent holding company, subsidiaries, ownership interests, assets, or group debt.
Holding-company restructuring	Changing the ownership, debt, subsidiaries, or asset structure of a holding company or its group.

Term	Plain meaning
Horizontal merger	A merger between businesses operating at the same level of the same or a closely related market.
Hostile takeover	An attempt to acquire control without approval of the target company’s board or management.
Hostile tender	A tender offer used to seek control without support of the target’s board.
Insolvent liquidation	Winding up a company that cannot fully satisfy its liabilities from available assets.
Insourcing	Bringing work inside the organization that had been performed by an outside provider.
Institutional buyout	A buyout led or financed by institutional investors or investment firms.
Intellectual-property licensing	Granting another party contractual rights to use intellectual property while ownership remains with the licensor.
Intellectual-property restructuring	Changing ownership, licensing, financing, or use of patents, trademarks, copyrights, or other intellectual property.
Intellectual-property sale	Selling ownership of patents, trademarks, copyrights, trade secrets, or other intellectual property.
Internal reorganization	Rearranging companies, divisions, assets, or ownership within the same corporate group.
Inventory financing	Financing secured by or based on a business’s inventory.
Inversion	A transaction that changes the location or ownership of a corporate parent, often placing the parent in another jurisdiction.
Involuntary	A bankruptcy case commenced against an eligible debtor by qualifying creditors when statutory requirements are satisfied.
Issuer tender	A tender offer made by the issuer to repurchase its own securities.
Joint venture	A business arrangement in which two or more parties combine resources or ownership for a defined project or enterprise.
Lease assumption or rejection	The bankruptcy choice, subject to statutory rules, to continue or reject an unexpired lease.
Lease financing	Using a lease structure to obtain use of property or equipment instead of purchasing it outright.
Lease restructuring	Changing lease rent, duration, space, obligations, guarantees, or other lease terms.
Legal-entity reorganization	Changing which legal entities own assets, owe liabilities, or conduct particular parts of a business.
Leveraged buyout	An acquisition financed substantially with borrowed money, often using the acquired company’s assets or cash flow to support the debt.
Leveraged recapitalization	A recapitalization that adds substantial debt, often to fund distributions, repurchases, or ownership changes.
Liability restructuring	Changing obligations such as debt, leases, contracts, or other liabilities to reduce or better manage them.
Liability-management exercise	A transaction or series of transactions designed to change, refinance, exchange, repurchase, or otherwise manage liabilities.
Licensing	Granting contractual permission to use specified property, technology, intellectual property, or rights while ownership remains elsewhere.
Lien avoidance	Using a statutory bankruptcy or other legal power to eliminate or reduce a lien when the legal requirements for avoidance are met.
Lien stripping where legally permitted	Reducing or eliminating a lien’s secured treatment when the Bankruptcy Code and controlling law permit that result.
Liquidation	Converting assets to cash or other value for distribution, payment, or winding up rather than continuing the same ownership structure.
Liquidation sale	A sale of assets for the purpose of converting property to cash during a liquidation or wind-down.
Loan-to-own strategy	Acquiring or financing distressed debt with the goal of obtaining ownership or control through restructuring or enforcement.
Lock-up agreement	An agreement binding a holder to support or refrain from opposing a proposed transaction or restructuring under specified conditions.
Majority investment	An investment that acquires more than half, or otherwise obtains control, of an ownership interest.

Term	Plain meaning
Managed wind-down	A controlled reduction and closure of operations intended to preserve value and satisfy obligations in an orderly way.
Management agreement	A contract under which one party manages specified operations or assets for another party.
Management buyout	An acquisition in which existing managers buy all or part of the business they manage.
Management recapitalization	A recapitalization that changes management ownership, incentives, financing, or control arrangements.
Management-led buyout	A buyout organized or led by existing management, often with outside financing or investors.
Mandates	Requirements imposed by law, regulation, or governmental authority that compel specified conduct or compliance.
Market-extension merger	A merger combining companies that sell similar products or services in different geographic or customer markets.
Maturity extension	Moving a debt's due date farther into the future.
Merger	A transaction combining two or more businesses or legal entities into one surviving or newly formed entity.
Merger of equals	A combination presented or structured as a merger of companies of roughly comparable size or bargaining power.
Mezzanine financing	Financing that sits between senior debt and common equity in risk, priority, and expected return.
Minority investment	An investment that acquires less than a controlling ownership interest.
Minority-interest acquisition	Acquiring a noncontrolling ownership interest in an entity.
Mitigation requirements	Requirements to avoid, minimize, restore, compensate for, or otherwise address specified environmental or regulatory impacts.
Mutualization	Converting or organizing an enterprise so members or customers hold mutual ownership interests.
Nationalization	Transferring a privately owned enterprise or asset into government ownership or control.
Nearshoring	Moving business functions or production to a nearby country or region, often to reduce cost or supply-chain risk.
Offsets	Units, payments, or qualifying actions used to compensate for or counterbalance a regulated impact or obligation.
Offshoring	Moving business functions or production to another country.
Operational restructuring	Changing how a business operates—such as costs, staffing, facilities, products, or processes—to improve performance.
Orderly wind-down	A planned shutdown, sale, or disposition of a business rather than an abrupt collapse.
Out-of-court workout	A negotiated restructuring between debtor and creditors without a formal bankruptcy case.
Outsourcing	Hiring an outside provider to perform work previously done internally or that could be done internally.
Parent-subsidiary merger	A merger combining a parent entity with one of its subsidiaries.
Partial IPO	A public offering of less than all ownership in a business or subsidiary.
Partnership restructuring	Changing a partnership's ownership, economics, governance, debts, assets, or legal form.
Pension restructuring	Changing pension obligations, funding, plan terms, or responsibility for pension liabilities where law permits.
Permits	Official authorizations required before specified activities, uses, development, construction, or regulated conduct may lawfully proceed.
Plan sale	A sale implemented through the terms of a bankruptcy or restructuring plan.
Plan sales	Sales of assets or businesses carried out as part of a confirmed bankruptcy or restructuring plan.
Plan support agreement	An agreement by creditors or other parties to support a proposed bankruptcy or restructuring plan subject to stated terms.
Plant consolidation	Combining production into fewer plants and closing, selling, or repurposing others.
Platform acquisition	An initial acquisition used as the base for building a larger business through later add-on acquisitions.

Term	Plain meaning
Portfolio restructuring	Changing the mix of businesses, investments, or assets a company owns.
Pre-negotiated bankruptcy	A bankruptcy filed after major restructuring terms have been negotiated with key stakeholders, even if formal voting occurs later.
Preferred-equity financing	Raising capital by issuing equity with preferred economic or governance rights over common equity.
Preferred-equity issuance	Issuing preferred ownership interests with rights that differ from common equity.
Prepackaged bankruptcy	A bankruptcy filed after the debtor has solicited or obtained required plan support before the case begins.
Private placement	A sale of securities to selected investors rather than through a broad public offering.
Private-equity acquisition	An acquisition made by a private-equity fund or sponsor, often using a combination of equity and debt.
Privatization	Transferring an enterprise or asset from government ownership or control to private ownership or operation.
Product-extension merger	A merger combining companies with related or complementary products or services.
Proxy-contest takeover	An effort to gain control by persuading shareholders to replace directors or change corporate control through voting.
Recapitalization	Replacing or rearranging a company’s debt and equity without necessarily changing the underlying business.
Recapitalization acquisition	An acquisition combined with a significant restructuring of the target’s or buyer’s debt and equity.
Recapitalization merger	A merger structured together with a significant change in debt, equity, or ownership capitalization.
Recapitalization through exchange offer	Changing a company’s capital structure by offering holders new securities or consideration in exchange for existing securities.
Receivables financing	Borrowing against accounts receivable or selling receivables to obtain cash sooner.
Receivership	A court-supervised process in which a receiver takes control of specified property or a business to preserve, operate, or dispose of it.
Receivership sale	A sale of property or a business by a court-appointed receiver under court authority.
Redemption	A company’s repurchase or retirement of securities according to contractual or governing-document terms.
Redomiciliation	Changing an entity’s legal domicile from one jurisdiction to another where applicable law permits.
Refinancing	Replacing existing financing with new financing, usually to change rates, maturity, payment terms, collateral, or lenders.
Refinancing through reorganization	Replacing or modifying financing as part of a court-supervised reorganization plan.
Regulatory revenue	Revenue generated through regulatory systems, including fees, assessments, permits, penalties, charges, or related governmental collections.
Rehabilitation	A court- or regulator-supervised process aimed at restoring a troubled entity rather than immediately liquidating it.
Reincorporation	Changing the jurisdiction in which a corporation is incorporated, often through merger, conversion, or another statutory process.
Reorganization	Restructuring debts, ownership, operations, or assets so an enterprise or debtor can continue or resolve obligations under a plan.
Rescue acquisition	An acquisition intended to provide capital or a buyer that prevents a distressed business from failing.
Rescue financing	Emergency or special financing supplied to stabilize a distressed business and keep it operating.
Restrictions	Legal or regulatory limits placed on the use, development, transfer, financing, or operation of property or activity.
Restructuring	Changing debts, assets, operations, ownership, or legal arrangements to address financial or business problems.
Restructuring support agreement	An agreement in which key parties commit to support a negotiated restructuring if stated conditions are met.

Term	Plain meaning
Reverse merger	A transaction in which a private or smaller company becomes part of, or gains control of, an existing public or larger entity through a merger structure.
Reverse triangular merger	A merger in which the buyer’s subsidiary merges into the target and the target survives as the buyer’s subsidiary.
Rights offering	An offer allowing existing owners or security holders to buy new securities, often in proportion to existing holdings.
Ring-fencing	Using legal, financial, or contractual barriers to isolate specified assets, liabilities, cash flows, or entities from other risks.
Roll-up acquisition	A strategy of acquiring multiple smaller businesses and combining them into a larger enterprise.
Roll-up merger	A merger combining multiple smaller companies or operations into a larger consolidated business.
Sale-leaseback	Selling an asset and simultaneously leasing it back so the seller receives cash while continuing to use the asset.
Secondary buyout	A sale of a company from one financial sponsor or private-equity owner to another.
Securitization	Pooling financial assets and issuing securities whose payments are supported by cash flows from those assets.
Securitized Regulation	A term used by this manual for a system in which regulation creates obligations, classifications, credits, restrictions, or compliance requirements that can be priced, financed, traded, subsidized, or monetized.
Self-tender	A company’s tender offer to purchase its own securities directly from holders.
Share exchange	A transaction in which owners exchange shares of one company for shares or securities of another.
Share repurchase	A company’s purchase of its own outstanding shares from shareholders.
Share swap	An exchange of equity interests between companies or owners as consideration for a transaction.
Shared-services restructuring	Reorganizing common functions such as accounting, IT, HR, or procurement into shared-service arrangements.
Short-form merger	A simplified statutory merger available when ownership thresholds or other legal requirements are satisfied.
Solvent liquidation	Winding up and distributing a company’s assets when it can satisfy its liabilities.
SPAC merger	A merger or business combination in which a private company combines with a special purpose acquisition company to become publicly held.
Special-purpose entity	A legal entity formed for a narrow, defined purpose, often to hold a specific asset or financing.
Special-purpose vehicle	A separate entity or legal vehicle created for a limited transaction, asset, financing, or risk-isolation purpose.
Spin-merger	A transaction combining a spin-off with a merger, often separating a business and then merging it with another company.
Spin-off	Separating a business into an independent company, commonly by distributing its shares to existing owners.
Split-off	A separation in which owners exchange shares of the parent for shares of the separated company.
Split-up	Breaking a company into multiple separate businesses, often leaving the original parent with little or no continuing operations.
Sponsor buyout	An acquisition led by a financial sponsor such as a private-equity firm.
Spreads	The difference between prices, yields, borrowing costs, or rates that can produce revenue or profit for financial intermediaries.
Squeeze-out acquisition	An acquisition structure used to eliminate remaining minority ownership where applicable law permits.
Squeeze-out merger	A merger used to eliminate remaining minority ownership for cash or other consideration where legally permitted.

Term	Plain meaning
Stalking-horse bid	An initial negotiated bid in a sale process that sets a floor and is subject to higher or better competing offers.
Standstill agreement	An agreement temporarily limiting enforcement, collection, acquisition, or other actions while parties negotiate or restructure.
Statutory merger	A merger completed under a corporation or entity statute so one entity survives and the other merges into it.
Stock acquisition	Buying shares or other equity interests to acquire ownership or control of a company.
Stock-for-stock transaction	A transaction in which stock is used as the principal consideration for acquiring stock or assets of another company.
Strategic acquisition	An acquisition made primarily to advance business objectives such as market access, technology, capacity, or distribution.
Strategic alliance	A cooperative business relationship in which parties pursue shared objectives without necessarily merging or forming a jointly owned entity.
Strategic investment	An investment made for business or competitive objectives in addition to financial return.
Subchapter V of Chapter 11	A streamlined Chapter 11 framework for qualifying small-business debtors, subject to statutory eligibility requirements.
Subchapter V plan restructuring	Restructuring through a plan under Subchapter V of Chapter 11 for an eligible small-business debtor.
Subsidiary acquisition	Acquiring ownership or control of a subsidiary company.
Subsidiary consolidation	Combining subsidiaries or their functions, assets, or operations into fewer entities.
Subsidiary IPO	An initial public offering of shares in a subsidiary, often while the parent retains an ownership stake.
Subsidiary merger	A merger involving a parent company’s subsidiary as one of the merging entities.
Subsidiary restructuring	Changing the finances, ownership, assets, operations, or legal structure of a subsidiary.
Subsidiary sale	A sale of ownership interests in, or substantially all assets of, a subsidiary.
Subsidies	Government financial support, tax preferences, guarantees, payments, or other assistance intended to reduce costs or encourage specified activity.
Supply-chain restructuring	Changing suppliers, logistics, sourcing, inventory, or distribution to reduce risk or cost.
Take-private transaction	A transaction that removes a publicly traded company from public ownership and leaves it privately held.
Tax restructuring	Changing transactions or legal structures to alter tax treatment while complying with applicable tax law.
Tender offer	A public offer to security holders to sell their securities on stated terms for a limited period.
Tracking-stock restructuring	Using a class of stock designed to reflect the economic performance of a particular business or division.
Tuck-in acquisition	A smaller acquisition integrated closely into an existing business or platform.
UCC sale	A disposition of personal-property collateral under applicable Uniform Commercial Code secured-transactions law.
Upstream merger	A merger in which a subsidiary is merged into its parent or assets move upward in the corporate structure.
Vertical merger	A merger between businesses at different levels of the same supply or distribution chain.
Voluntary	A bankruptcy case commenced by the debtor itself under an available Bankruptcy Code chapter.
Voluntary liquidation	A liquidation initiated by the company, owners, or other authorized parties rather than imposed involuntarily.
White-knight acquisition	A friendly acquisition by a preferred buyer sought to avoid an unwanted takeover.
White-squire investment	A friendly investor takes a significant minority position to help block or discourage an unwanted takeover.
Workforce restructuring	Changing staffing levels, roles, compensation, locations, or organization to alter labor costs or operations.

Term	Plain meaning
§363 sale	A sale of bankruptcy-estate property under 11 U.S.C. § 363, often subject to court approval and sale procedures.
§363 sales	Sales of bankruptcy-estate property under 11 U.S.C. § 363, often through court-approved sale procedures.

Central point: A 30-year amortization with a five-year balloon is a proposed repayment structure—not an automatic right. The plan must satisfy the applicable confirmation, present-value, lien-retention, feasibility and classification requirements.

How you can obtain this structure

Build the proposal from evidence instead of requesting favorable terms in the abstract. Establish the collateral value with a defensible appraisal, calculate the secured payment at a supportable present-value rate, preserve the creditor's required lien treatment, document income and reserves, and identify a credible source for the year-five balloon. Present both the primary plan and a modeled alternative addressing a possible §1111(b) election. A reduced rate, 30-year amortization and five-year balloon can become confirmable when the numbers satisfy the applicable statutory requirements and the evidence demonstrates that the debtor can perform.

TRANSLATED PLAINLY

A lender will try to poke holes in your plan — the price of the land, the interest rate, whether you can really pay, or the final lump sum. Make them say exactly what they object to, keep your proof ready, and make the judge rule on that one point.

When a Farm Is Misclassified as Wetland, Bankruptcy Becomes a Tool

Creditor authority applies here. An objection is not a ruling, and the party asserting the debt must be able to prove the claim, the amount, the lien, and its authority to enforce it. See the master real-party-in-interest and SEC/EDGAR protocol.

Bankruptcy can protect the farm from foreclosure and collection, force a judge to decide what the damaged land is really worth, restructure the debt the law allows you to change, lower payments where that is permitted, and buy time to challenge the government's action — all while you keep ownership.

TRANSLATED PLAINLY

If the government's action wrecked the value of your farm, you shouldn't have to just hand it over. Bankruptcy can hit pause, put the real numbers in front of a judge, and stop a forced sale while you fight.

The Wetland-Mitigation-Credit "Cash Cow" as an Engine of

Bankruptcy

Why a wetland chapter sits inside a bankruptcy book. The wetland label is not the subject of this book; it is the *cause of the money trouble* the book exists to solve. This chapter keeps its eye on the bankruptcy at every step: how a weak wetland label drives down the land's value, which sets the size of the secured loan under 11 U.S.C. §506(a); which type of bankruptcy fixes the damaged farm; how to make the plan actually work; and how a later win on the label brings back the value that pays off the big final balloon. The separate legal challenge to the label is only summarized here, as a **separate track** — a possible asset and a way to bring value back — not fought out in these pages.

Start with how the default actually happens, because everything in the bankruptcy flows from it. A working parcel that has been farmed and taxed as farmland is worth money because of what it can grow. When a regulator treats that parcel as wetland, the owner is pulled into a permit-and-mitigation system: ordinary work — clearing, plowing, filling, improving the farm — now needs a permit, and the permit may require *mitigation*, meaning the owner has to offset the "impact" by buying wetland credits, paying a fee, or giving up land. The cost, the delay, and the lost use crush the land's market value. A severe decline in collateral value does not, by itself, make every loan immediately due. But it can impair refinancing, trigger contractual covenant or adequate-protection disputes, and intensify enforcement pressure if an actual default or other contractual ground exists. A farmer who was otherwise performing can therefore be pushed toward financial distress by the regulatory shock rather than by bad management.

TRANSLATED PLAINLY

The whole case comes down to one question: what is the land worth now, and what would it be worth if the wetland label were lifted? That number decides everything else.

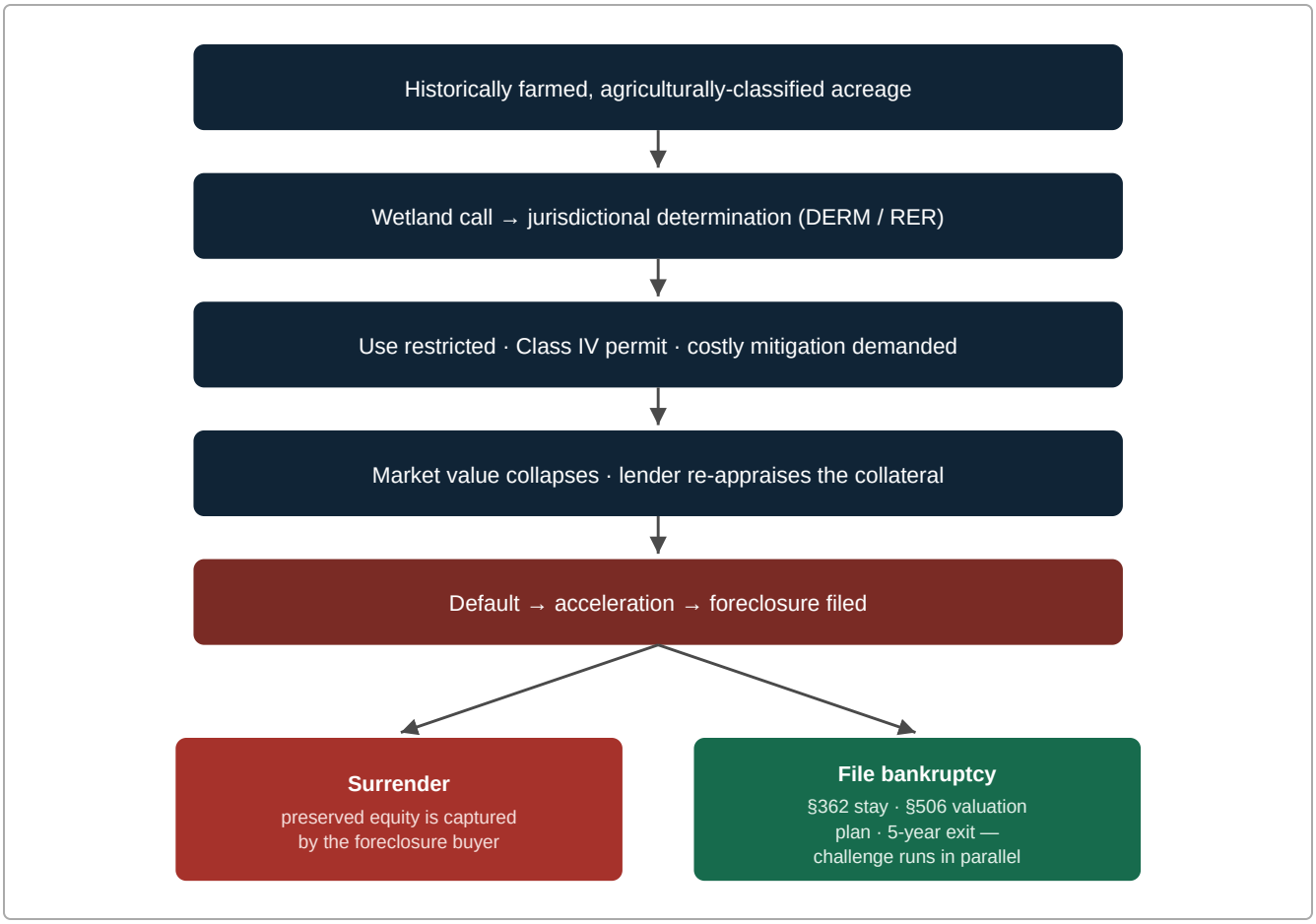

FIGURE 1 · FROM WETLAND CALL TO THE BANKRUPTCY FORK

The designation is the first domino; foreclosure is the last. At the fork, surrender hands the suppressed equity to the buyer, while a bankruptcy filing freezes the seizure and forces the impaired value into a judicial process — with the challenge to the designation proceeding on a separate track.

1 · How the designation manufactures the default

The phrase "cash cow" describes an **incentive structure**, and it should be used precisely rather than as a slogan. Under Clean Water Act §404 and the federal mitigation rule (33 U.S.C. §1344; 33 C.F.R. Part 332), and under Florida's parallel program, wetland impacts must follow a sequence — avoid, minimize, then compensate. Compensation is quantified in *credits*. A mitigation-bank sponsor restores or preserves wetlands elsewhere, is awarded credits by the regulators, and sells those credits to permittees who must offset impacts in the same watershed. That market is real, and in fast-growing Florida basins the price of credits has risen sharply. The fairness objection at the heart of this book is narrow and worth stating carefully: when a designation is imposed on a thin record, the **original owner** bears the entire loss — lost use, mitigation cost, default — while the offset economy (bank sponsors, and any governmental in-lieu-fee program) monetizes wetlands elsewhere. The owner is converted from a producer into a source of "debits," and the benefit of the transaction flows to everyone but the owner.

Use the allegation with discipline. A county environmental agency is ordinarily a *regulator* that issues determinations and oversees or awards credits — not a vendor selling credits for its own profit. Whether any specific fee, trust fund, or in-lieu payment actually flows to a governmental program in a given case is a factual question that must be verified against the exact code provisions and the actual determination, not assumed. Overstating the mechanism weakens the real point, which is that an **evidence-thin designation** transfers value away from the owner and into a regulated market.



FIGURE 2 · THE VALUE CLIFF AND THE §506 SPLIT

The designation does its damage by moving the collateral value (gold) below the loan balance (navy). Under §506(a), the secured claim is capped at the impaired collateral value and the remainder becomes an unsecured deficiency — the pivot on which the entire plan turns. Illustrative figures drawn from this book's running scenario; not an appraisal.

2 · The number that controls the case — the §506 valuation

In the reorganization, the designation matters because of one statutory consequence: it lowers the value against which the secured claim is measured. Section 506(a) provides that a claim is secured only to the extent of the value of the collateral and is unsecured for the rest. On the running numbers, a $1,000,000 loan against land now worth $600,000 yields a $600,000 secured claim and a $400,000 unsecured deficiency. That bifurcation is the engine of the whole strategy analyzed throughout this book: it is what allows a Chapter 11, Chapter 12, or qualifying Chapter 13 plan to restructure the secured piece to a court-supported interest rate and a long amortization, and to treat the deficiency as unsecured. The lower the credible collateral value, the smaller the secured claim the plan must carry — so the valuation fight and the wetland fight are the same fight, viewed from two rooms.

Residence caveat — cross-reference. Section 506 valuation can be relevant across many types of collateral, but valuation alone does not override Chapter 13's principal-residence anti-modification rule. If the claim is secured *only* by a security interest in real property that is the debtor's principal residence, §1322(b)(2) ordinarily blocks the principal-reduction treatment discussed here, subject to applicable exceptions. Agricultural or other mixed use of the same tract does not by itself defeat that protection in the Eleventh Circuit. See the detailed analysis and authority in Chapter 13 — Individual or mixed-use agricultural property.

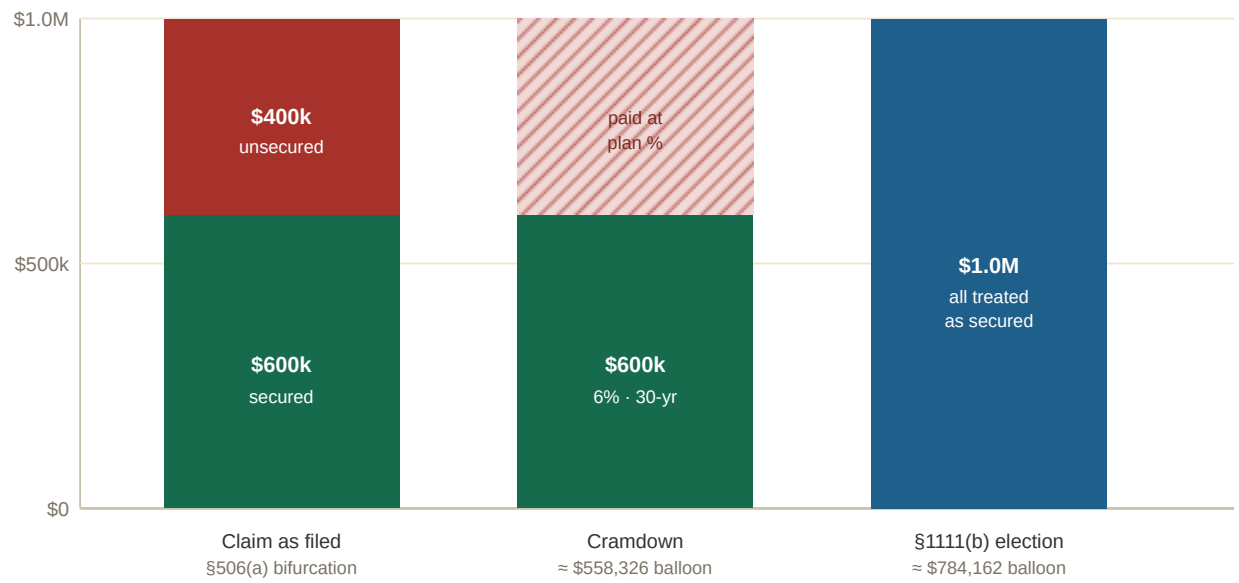

FIGURE 3 · THE CRAMDOWN WATERFALL

Left: §506(a) splits the claim. Center: the plan carries the secured $600k at a court-supported rate over a long amortization, with a year-five balloon (~$558,326), and pays the unsecured deficiency at the plan percentage. Right: if the creditor makes the §1111(b) election, the full claim is treated as secured, producing a larger balloon (~$784,162) — model both before filing. Illustrative; final figures depend on allowed-claim calculations and confirmation findings.

TRANSLATED PLAINLY

Prove the land is worth less now with a real appraisal and cost estimates. That can reduce the portion of the claim treated as secured and change the required plan treatment; it does not automatically erase the remaining claim. Then run the numbers on the lender's possible counter-move, because a bigger final payment can sink a plan that would otherwise work.

3 · Which chapter restructures the impaired farm

Once the value is impaired and the default has occurred, the choice of chapter is the choice of tool. For a genuine family farm with regular annual income, Chapter 12 is usually the first thing to test: it is built for land-heavy, seasonal, family-owned operations and lets the plan track the agricultural income cycle while restructuring the secured debt to the impaired value. If the property is owned by an entity, or the debts exceed the individual limits, the

reorganization belongs in Chapter 11 (or Subchapter V, where eligible). An eligible individual within the Chapter 13 limits whose collateral is genuinely more than a principal residence can use Chapter 13 to cure and, where the anti-modification rule does not apply, to cram the impaired claim down. Where crushing dischargeable personal liability is blocking any plan, a Chapter 7 filed *first* — with the sequence planned in advance so the trustee does not administer the farm or the regulatory claim — can clear the liability before the reorganization. Each of these routes is developed in full in its own chapter; this figure is only the selector.

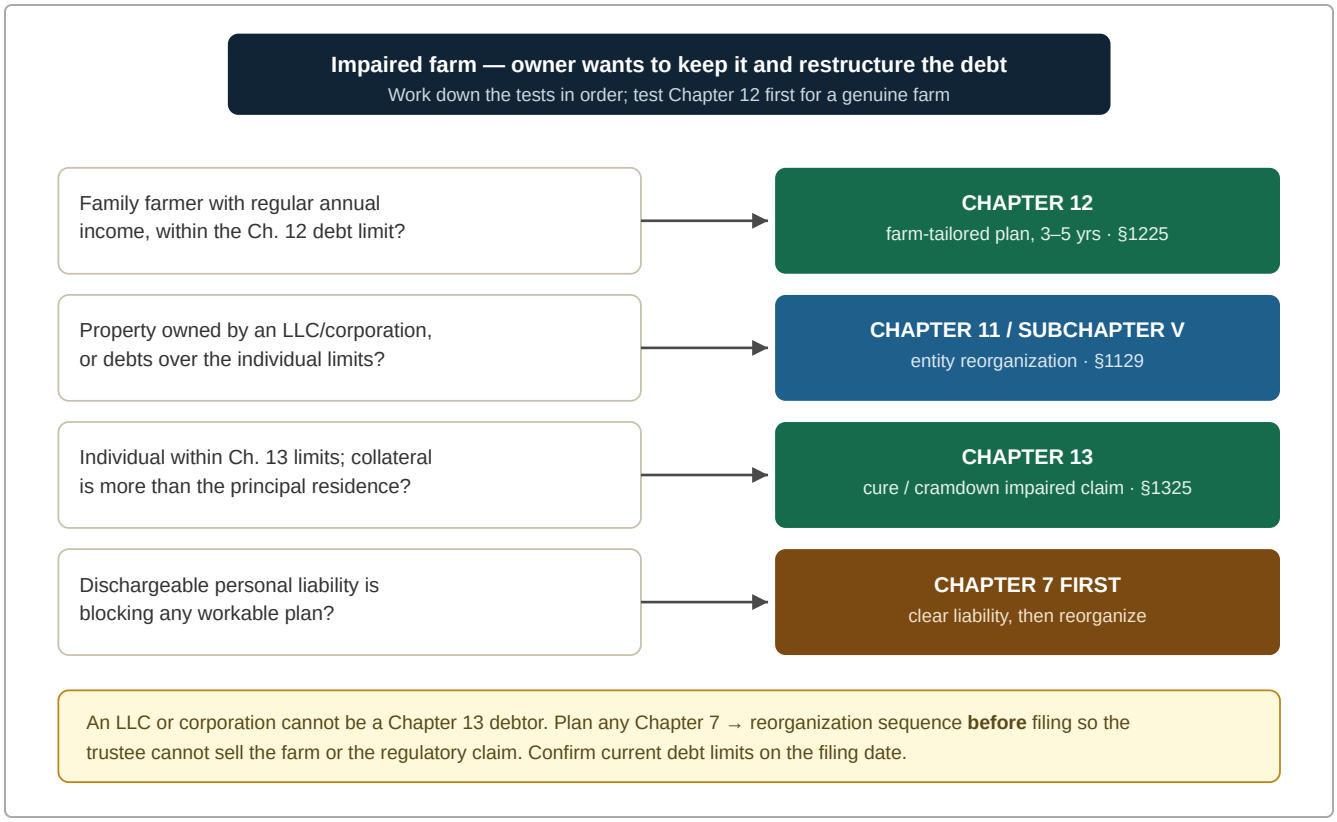

FIGURE 4 · WHICH CHAPTER RESTRUCTURES THE IMPAIRED FARM

A selector, not a substitute for the chapter analyses. The tests are applied to the real facts — ownership, income, debt composition, and what the collateral actually is — and Chapter 12 is tested first for a genuine farm. See Chapter 12, Chapter 11, and Chapter 13 for the governing detail.

4 · The regulatory challenge as an estate asset and parallel track

The bankruptcy stops the seizure and restructures the debt; it does not, by itself, reverse the designation. That is why the challenge to the designation is run as a **separate, parallel track** — and why it belongs in the schedules. A viable claim that the designation was unlawful (an administrative appeal, a certiorari petition, an inverse-condemnation or statutory-compensation claim) is *property of the estate*; it must be disclosed, valued, and protected, and in a Chapter 7 it can be administered or sold by the trustee if the sequence is not planned. Handled correctly, the challenge does two things for the bankruptcy: it can produce a recovery or a restored value that funds the plan or the balloon, and it supplies powerful valuation evidence — an agency's own thin record cuts both ways.

The land-use tools themselves are summarized here only so the debtor preserves them; they are not the subject of this book. In Florida, a parcel-specific administrative determination is quasi-judicial and is reviewed by first-tier certiorari, which asks whether due process was afforded, whether the essential requirements of law were observed, and whether the decision rests on **competent substantial evidence** — evidence a reasonable mind would accept as adequate (*De Groot v. Sheffield*, 95 So. 2d 912 (Fla. 1957)). Certiorari deadlines are short (generally thirty days from rendition), so

the petition is often preserved at the very start of the bankruptcy. Separately, the Supreme Court's decision in *Sackett v. EPA*, 598 U.S. 651 (2023), narrowed federal wetland jurisdiction to wetlands with a continuous surface connection to a covered water, which can support an argument that a given parcel is not federally jurisdictional at all — though state and county wetland authority is independent and can reach further. Where the designation is leveraged into a mitigation demand, *Koontz v. St. Johns River Water Management District*, 570 U.S. 595 (2013), holds that a permit exaction — including a demand for money — must bear an essential nexus and rough proportionality to the actual impact, and may not be "out-and-out extortion." And Florida's Bert J. Harris, Jr., Private Property Rights Protection Act (§70.001) creates a state cause of action for compensation when a government action "inordinately burdens" an existing use or vested right even without a full constitutional taking. Each of these has strict prerequisites and is difficult to win; each requires its own licensed counsel; and none is a bankruptcy remedy. They are listed so that the reorganization does not accidentally waive them.

These parallel remedies are demanding — do not bank the plan on them. Certiorari review is deferential: an agency's staff delineation report ordinarily *is* competent substantial evidence, and the reviewing court does not reweigh the evidence, so the owner must rebut with an independent delineation and expert testimony of equal professional weight — not argument. Takings claims face ripeness and proof hurdles, and a Bert Harris claim requires an as-applied posture with a statutory pre-suit notice and appraisal. Build the plan so it is feasible *whether or not* the challenge succeeds, and treat any recovery as upside.

TRANSLATED PLAINLY

List your challenge to the wetland label as one of your assets, and start its clock on day one. It can help two ways: bringing value back, and proving the land was worth less. But never bet the plan on winning it — the plan has to work on its own.

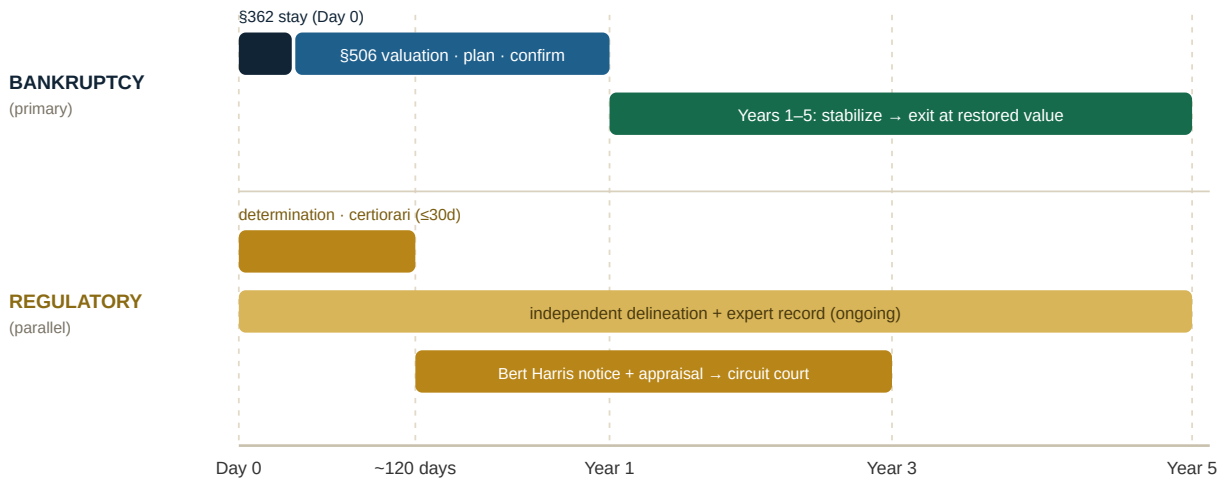

FIGURE 5 · THE DUAL-TRACK TIMELINE

The bankruptcy case (top) drives the outcome; the regulatory challenge (bottom) runs alongside, with its short deadlines preserved at the very start and its expert record built while the plan stabilizes the farm. A favorable ruling feeds restored value into the year-five exit. The time axis

is schematic and not to scale; sequence and overlap are the point, not exact durations.

5 · Feasibility, the balloon, and the restored-value exit

Confirmation is the start of the execution clock, not the finish line. A cramdown plan built on the impaired value typically carries a balloon (on the running numbers, roughly $558,326 at year five), and the plan must show a credible source to pay it: refinancing, a sale, investor capital, reserves, or a combination. This is exactly where the parallel track pays off. If the designation is narrowed or removed during the plan, the collateral's value recovers toward its unrestricted level, the loan-to-value ratio for a refinance improves, and the equity that the impaired value suppressed becomes real and transferable. "The land should be worth more later" is not a plan; a documented recovery path — updated appraisals, a refinance analysis, a marketing schedule, and a backup sale — is.

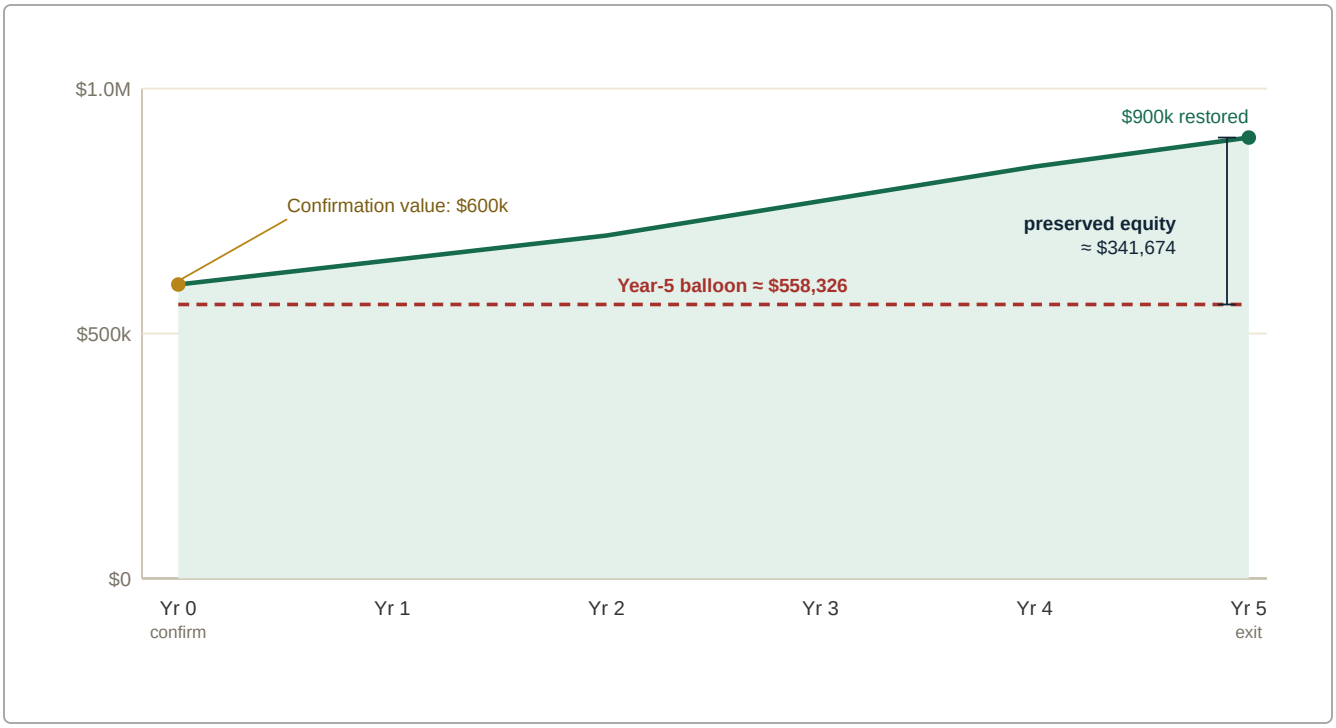

FIGURE 6 · FEASIBILITY AND THE FIVE-YEAR EXIT

If value recovers toward the unrestricted level while the plan runs, the year-five payoff (green line) rises well above the balloon (red dashed), and the suppressed equity (≈ $341,674 here) becomes transferable through refinance, sale, or investor capital. The recovery path must be evidenced, not assumed. Illustrative; ties to the §1129(b) present-value and feasibility requirements and to the Five-Year Exit Calendar.

6 · Instructions — the bankruptcy-led dual-track protocol

The following sequence keeps the bankruptcy primary and the regulatory challenge in a disciplined supporting role.

1. **Before filing, build the valuation file.** Obtain a current appraisal that accounts for the regulatory cloud, written permit- and mitigation-cost estimates, a lost-use analysis, the loan documents, the payment history, and the operating records. This file fixes the §506 secured amount.
2. **Select the chapter on the real facts.** Test Chapter 12 first for a genuine farm; otherwise Chapter 11/Subchapter V for entity-owned or over-limit debt, or Chapter 13 for an eligible individual with more-than-residence collateral. If a Chapter 7 must come first, map exactly what the trustee could administer — including the regulatory claim — before filing.
3. **File and stabilize.** The petition triggers the §362 automatic stay, stopping the foreclosure. Maintain insurance, taxes, and a clean post-filing payment history.

4. **Litigate value; model the §1111(b) election.** Put the impaired value into the record, and model the plan both with and without the election so a larger balloon does not ambush confirmation.
5. **Schedule and preserve the parallel track.** List any challenge to the designation as an estate asset. Preserve the short administrative/certiorari deadlines at the outset, and retain the wetland scientist and land-use counsel who will build the independent record.
6. **Audit the creditor.** Run the claim and real-party-in-interest review described in the mandatory protocol; the collateral may be impaired *and* the claimant unable to prove its authority.
7. **Build the exit to stand alone.** Establish a documented refinance, sale, and investor path that is feasible on the impaired value, and treat any restored value from the parallel track as upside that improves the payoff.

Guardrail — deadlines and good faith. Administrative and certiorari deadlines are short and often jurisdictional; a missed deadline can extinguish the claim. Every filing — bankruptcy schedules, plan representations, claim objections, and any regulatory petition — must have evidentiary support and a proper legal basis; filings made only for delay or leverage invite dismissal and sanctions. This is a protocol for building a record, not for manufacturing one.

7 · The other side of the argument

THE OTHER SIDE — STATED FAIRLY

An honest advocate answers the strongest version of the opposing case. Wetlands in this region recharge the Biscayne Aquifer, filter surface water, and reduce flooding, and there is a long-standing national policy of "no net loss." Agencies are entitled to rely on their professional staff, and a qualified biologist's delineation is legitimate evidence, not a pretext; the competent-substantial-evidence standard is deferential precisely because reviewing courts are not supposed to substitute their judgment for an expert record. Compensatory mitigation and the credit market exist to let unavoidable impacts be offset rather than simply prohibited, and for many owners a mitigation bank is a way to *monetize* wetland land rather than lose it. From this vantage, a designation supported by real data is not a "cash cow" but the ordinary operation of environmental law, and a bankruptcy that lets a landowner keep operating while the science is tested is itself a fair accommodation.

The response is not to deny any of that; it is to insist on the predicate. Regulation is legitimate when it rests on adequate authority, due process, and competent substantial evidence, and when any exaction is proportional to a real impact. The property-rights position in this book is narrow and defensible: *test the record.* Where the designation is supported by genuine data, the owner adjusts and uses the bankruptcy to restructure to the real value. Where it is thin, the owner challenges it on the merits while the reorganization protects the farm. Either way, the bankruptcy case stands on its own numbers, and the citizen is not asked to surrender property to an assumption.

TRANSLATED PLAINLY

Don't treat “cash cow” as proof, and don't treat “the staff said so” as the final word. Let the evidence decide. If the wetland call is solid, plan around the honest value; if it's weak, fight it — and either way keep a plan you can actually pay.

The Bankruptcy Code Is a System — Not Just the Chapter You File

A bankruptcy case is not governed solely by the chapter number printed on the petition. Title 11 works as an integrated statutory system: some chapters supply common rules and machinery, while other chapters establish the particular type of bankruptcy case.

COMMON OPERATING CHAPTERS — Many of these provisions work inside the case chapter.

CHAPTER 1

General Provisions

Definitions, rules of construction, applicability, eligibility, court authority, time rules, and other foundational provisions.

CHAPTER 3

Case Administration

Commencement of the case, trustees and professionals, creditor meetings, administration, dismissal or conversion, and closing or reopening.

CHAPTER 5

Creditors, the Debtor, and the Estate

Claims, secured status, priorities, debtor duties and benefits, estate property, turnover, avoidance powers, executory contracts, and related rights.

CASE CHAPTERS — The chapter chosen determines the principal form of bankruptcy relief.

7	Liquidation Liquidation under a trustee for eligible debtors.	9	Municipality Adjustment of debts of an eligible municipality.
11	Reorganization Reorganization, including Subchapter V when its requirements are satisfied.	12	Family Farmer / Fisherman Debt adjustment for eligible family farmers and family fishermen with regular annual income.
13	Individual Debt adjustment for an eligible individual with regular income.	15	Cross-Border Ancillary and other cross-border insolvency cases.

Simple summary: The filing chapter tells you what kind of bankruptcy case you are in. Chapters 1, 3, and 5 provide much of the legal machinery used in Chapters 7, 11, 12, and 13; the selected case chapter then adds its specialized rules. Chapter 9 and Chapter 15 follow special applicability rules. Do not read a case chapter in isolation.

Official source: 11 U.S.C. §103 — Applicability of chapters.

Chapter 11 — Commercial property cramdown

Chapter 11 — challenge rejection instead of treating it as a veto: For plan voting, 11 U.S.C. §1126(a) authorizes the holder of a claim allowed under §502 to accept or reject. If the entity casting the vote or opposing treatment cannot reconcile its proof of claim, note possession or enforcement right, assignments, servicing authority, or transfer history, place those defects into a §502/Rule 3007 claim objection and the confirmation record, and use SEC/EDGAR records as corroborating evidence where the loan was securitized. A rejecting impaired class does not automatically end the plan; the plan proponent may seek nonconsensual confirmation under §1129(b) if every statutory requirement is satisfied. When the requested relief falls within Rule 7001, preserve an adversary proceeding to determine lien/property-interest rights and related real-party-in-interest issues under Rule 7017/Fed. R. Civ. P. 17. Full protocol.

TRANSLATED PLAINLY

Chapter 11 is a reorganization chapter often used by businesses and by other eligible debtors who need restructuring tools that are not available under a simpler chapter. Instead of treating foreclosure or liquidation as inevitable, the debtor proposes a plan and asks the court to confirm it.

A lender's "no" is not automatically a veto. Creditors may vote on a Chapter 11 plan, but rejection by one creditor or class does not by itself end the case. Nonconsensual confirmation — commonly called "cramdown" — is possible only if every applicable requirement of §1129 is proven. The exact treatment of a secured claim depends on the plan, collateral, valuation, elections, and the statutory cramdown alternative being used; it cannot be reduced to a single forced-sale-plus-interest formula.

You can also make the objector prove its authority to enforce the claim. If the company fighting your plan cannot establish that it is entitled to enforce the claim, or is authorized to act for the party that is, that is a separate issue you can raise (see the real-party-in-interest protocol). Bottom line: an objection is not a veto; nonconsensual confirmation is available only when every applicable statutory requirement is satisfied.

Numerical structure

Existing commercial mortgage balance	$1,000,000
Existing interest rate	9%
Court-supported impaired-property value	$600,000
Proposed interest rate	6%
Amortization	30 years
Balloon maturity	End of year 5
Monthly secured payment	Approximately $3,597
Balance after 60 payments	Approximately $558,326
Proposed year-five balloon	Approximately $558,326

$600,000 secured amount · 6% annual rate · 360-month amortization · balance due after payment 60

Verification note — current primary law (Aug. 25, 2026): A §1111(b)(2) election, when available and properly made, causes the electing allowed claim to be treated as secured notwithstanding §506(a); statutory exceptions can make the election unavailable. For a nonconsensual plan using §1129(b)(2)(A)(i), lien retention and deferred cash payments must satisfy both the total-amount and present-value requirements. See 11 U.S.C. §1111 and 11 U.S.C. §1129.

Plan structure when the lender does not make a §1111(b) election

- Allowed secured claim based on supported collateral value: **$600,000**.
- Unsecured deficiency claim: **$400,000**.
- Monthly secured payment: approximately **$3,597**.
- Balloon after 60 payments: approximately **$558,326**.
- The unsecured deficiency receives the treatment provided to its unsecured class under the confirmed plan.

Operational result: Debt service is reduced while the debtor operates the property for five years. During that period, the debtor must improve operations, preserve the property, build refinancing capacity and prepare the balloon source.

TRANSLATED PLAINLY

The five years turn a slow loss into a chance to catch up. Money you're no longer overpaying each month can go toward keeping the land, earning income, fixing what's broken, and saving up. You're not asking for a handout — you're paying a fair amount.

What changes if the lender makes a §1111(b) election

The lender's election can prevent the plan from treating the entire $400,000 difference as an ordinary unsecured deficiency. The payment stream must satisfy the present-value requirement for the secured value and the required total nominal treatment of the elected claim.

Total of 60 monthly payments	Approximately $215,838
Minimum additional nominal amount needed to reach $1,000,000	Approximately $784,162
Illustrative §1111(b) year-five balloon	Approximately $784,162, subject to the final plan calculations and court findings

Strategic consequence: The debtor must model the case both with and without the §1111(b) election before filing. A plan that works with a $558,326 balloon may fail if the election produces a balloon near $784,162.

TRANSLATED PLAINLY

The lender's move changes the math, but you still get to propose a plan. Make them show it was done correctly and on time, save all your figures, and work out exactly what it costs you — both today and over the life of the plan.

How you can respond to a §1111(b) election

- Negotiate agreed treatment before confirmation, using valuation evidence, payment certainty, lien preservation and the creditor's foreclosure risks as bargaining points.
- Increase the nominal plan distribution while preserving manageable monthly debt service through a larger documented balloon or staged payments.
- Bring committed refinancing, investor capital, a sale contract, additional collateral, or an equity contribution into the feasibility record.
- Challenge whether the creditor is entitled to make the election under the actual facts and statutory exceptions.
- Restructure classification and unsecured treatment only when the classification has a legitimate legal and business basis.

Scenario: If the election increases the required balloon from approximately $558,326 to $784,162, the debtor can combine $600,000 of committed refinancing with $184,162 of documented investor capital or sale proceeds rather than treating the election as the end of the plan.

TRANSLATED PLAINLY

The lender's move is pressure, not an automatic loss. Answer it with numbers: what they'd really collect from a forced sale versus what your plan pays. Cash, collateral, or a settlement can all be part of your answer.

Five-year execution plan

1. **Before filing:** obtain the appraisal, loan documents, lien search, payment history, operating statements and evidence supporting the impaired value.
2. **At filing:** propose the secured-claim value, reduced rate, 30-year amortization and five-year maturity; identify the alternative treatment if the lender elects under §1111(b).
3. **Years 1–2:** stabilize cash flow, maintain insurance and taxes, comply with reporting requirements and establish a clean post-filing payment history.
4. **Years 3–4:** obtain updated valuations, improve debt-service coverage and begin documented refinance or sale negotiations.
5. **Year 5:** pay the balloon through committed refinancing, sale proceeds, investor capital or another source established by admissible evidence.

Feasibility requirement: "The property should be worth more in five years" is not a balloon-payment plan. The debtor needs credible cash-flow projections, refinancing evidence, sale analysis, equity support or another concrete exit source.

TRANSLATED PLAINLY

Getting the plan approved is the start, not the finish. Save every payment record, tax and insurance receipt, and appraisal, so no lender can later claim your final lump-sum payment was a fantasy. Then put the refinance and sale dates on a calendar.

How you can prove the balloon

Convert expected appreciation into an evidentiary exit plan. Obtain a current appraisal and a conservative year-five valuation range; calculate the projected loan-to-value ratio; obtain lender term sheets or a broker's written refinance analysis; document reserves, investor commitments and sale alternatives; and identify the dates on which refinancing or sale efforts will begin.

Scenario: Current value is $600,000, the year-five conservative value is $850,000, and the projected balloon is $558,326. The refinance request is limited to approximately 66% of projected value. The debtor supports the request with operating history, tax and insurance reserves, two lender indications and a backup sale plan beginning twelve months before maturity.

TRANSLATED PLAINLY

Don't show up in court just hoping it works out. Show up with proof: an appraisal, the equity you expect, interest from lenders or investors, savings, and a backup plan to sell. You protect your rights by proving the plan can work.

ask yourself how much would your property be worth in 5 years, how much equity do you actually have?

Chapter 13 — Individual or mixed-use agricultural property

Chapter 13 — challenge the objection; creditor acceptance is not an absolute veto: A confirmation objection is litigated as a contested matter under Rule 3015(f) and Rule 9014. For an allowed secured claim, §1325(a)(5) provides alternatives that include acceptance, qualifying lien-retention/deferred-payment treatment, or surrender. If the objecting claimant cannot prove that it or its authorized agent is entitled to assert and enforce the claim, use §502 and Rules 3001/3007 to challenge the claim, produce documentary contradictions—including relevant SEC/EDGAR securitization evidence—and seek discovery and an evidentiary ruling. If Rule 7001 relief is required, preserve a separate or combined adversary proceeding as Rule 3007 permits. Once confirmed, §1327(a) binds creditors subject to the statute and confirmation order. Full protocol.

Threshold rule: The homeowner cannot remain in the property, describe it as mixed-use and assume the mortgage can be modified. If the claim is secured only by the debtor's principal residence, §1322(b)(2) ordinarily protects it from this principal-reduction, lower-rate and balloon treatment.

Verification note — Eleventh Circuit and current eligibility (Aug. 25, 2026): In the Eleventh Circuit, agricultural or mixed use by itself does not defeat the anti-modification rule when the real property is the debtor's principal residence and is the only collateral. In *Lee v. U.S. Bank National Association*, 2024, the court applied Chapter 11's textually identical anti-modification provision to a 43-acre tract where the debtor lived on a small portion and the remainder was farmed. The same opinion states that §1123(b)(5) is identical to §1322(b)(2) for this analysis. Separately, *American General Finance, Inc. v. Paschen* holds in the Eleventh Circuit that §1322(c)(2) permits modification of qualifying short-term home-mortgage claims that mature before completion of the Chapter 13 plan. Current Chapter 13 eligibility for cases filed after Apr. 1, 2025 generally requires noncontingent, liquidated unsecured debts below $526,700 and secured debts below $1,580,125. See Lee (11th Cir. 2024), Paschen (11th Cir. 2002), and U.S. Courts — Chapter 13 eligibility.

TRANSLATED PLAINLY

Chapter 13 is for individuals with regular income who satisfy the chapter's eligibility rules. The debtor proposes a plan — commonly three to five years — to cure and reorganize debts as the Code permits.

The special home-mortgage rule must be stated precisely. A claim secured only by a security interest in real property that is the debtor's principal residence is ordinarily protected from modification by §1322(b)(2), subject to statutory exceptions such as §1322(c)(2). Cure rights may still be available even when modification is not.

Mixed use alone is not enough. In the Eleventh Circuit, the fact that the same tract also has agricultural or other uses does not by itself defeat the anti-modification rule. Examine the actual collateral package: separate additional real estate or non-incidental collateral can matter, while items treated by the Bankruptcy Code as incidental property of the principal residence may not. The controlling question is what legally secures the claim, not simply whether farming or another activity occurs on the property.

An objection still isn't the final word. If a lender objects, require a specific legal and factual basis and require the claimant or its authorized agent to establish the authority necessary for the relief it seeks. Once the plan is confirmed, creditors are generally bound by it subject to the Bankruptcy Code and the confirmation order.

How modification can become available

- **Additional collateral:** establish from the actual loan documents that the claim is secured by meaningful collateral in addition to the principal residence, so it is not secured only by the residence.
- **Principal-residence status:** determine under controlling law whether the real property securing the claim is the debtor's principal residence. Agricultural, rental, or commercial activity on the same tract does not by itself defeat the anti-modification rule; the actual collateral and statutory definition control.
- **Short-term or matured loan:** analyze §1322(c)(2) when the final payment on the original payment schedule becomes due before the final Chapter 13 plan payment.
- **Wholly unsecured junior lien:** determine under controlling law and valuation evidence whether a junior mortgage unsupported by any collateral value may be treated as unsecured.
- **Creditor consent:** negotiate an agreed modification, forbearance, refinance, sale, or plan treatment even when the court could not impose the same terms over the creditor's objection.
- **Cure rather than cramdown:** cure arrears over the plan period while maintaining the regular mortgage payment when modification of the principal-residence claim is unavailable.

Scenario: The residence sits on one parcel, while the same loan documents also grant a security interest in a separate agricultural parcel and separately pledged farm equipment. The debtor uses the original mortgage, security agreement, legal descriptions, UCC records, appraisal, and continuous business records to determine whether the claim is in fact secured only by real property that is the debtor's principal residence. If legally cognizable additional collateral exists, the anti-modification analysis can change; mixed use of the residence parcel alone is not enough.

TRANSLATED PLAINLY

Don't stop at the word "home," but don't assume farming on the same property defeats the home-mortgage rule either. Read the actual collateral documents. A separate parcel or other legally meaningful additional collateral may change the analysis; mixed use of the same principal-residence real estate, and items the Code treats as incidental property, may not.

Route 1 — The homeowner genuinely moves out

- The owner actually moves out and establishes another genuine principal residence.
- The former home becomes documented agricultural, rental, investment or commercial property.
- Occupancy records, tax reporting, insurance, leases, utilities and business records must agree with the new use.
- A last-minute address change or temporary move does not establish the result by itself.
- Bankruptcy counsel must determine the controlling date and whether §1322(b)(2) still protects the mortgage under the controlling law.

TRANSLATED PLAINLY

Changing your address on paper isn't proof you really moved. If you use this approach, keep real evidence that you live there — lease or deed, utility bills, insurance, and tax records. Then have a lawyer confirm it actually holds up.

Route 2 — Wall Street-style ownership structure

TRANSLATED PLAINLY

Moving out is one option, not the only goal. If staying matters, look at whether ownership, the business, who lives there, and the debt can be split apart — but only through a real, well-documented setup. Big companies do this all the time.

The alternative is a genuine separation of legal title, beneficial interest, occupancy and operations modeled on the structure explained in Structured Systems Basics.

- A land trust or separate property-owning entity holds legal title.
- The individual holds only the documented beneficial, membership or contractual interest created by the structure.
- A separate operating or management entity conducts the agricultural, rental or commercial activity.
- The resident occupies the property under a genuine written lease or occupancy agreement.
- Bank accounts, books, insurance, contracts and tax reporting remain separate and consistent.
- The mortgage, deed, trust documents and lender requirements must permit the structure.

Entity limitation: An LLC or corporation cannot be a Chapter 13 debtor. If the entity owns the real estate, the restructuring normally belongs in Chapter 11. The individual's Chapter 13 estate generally contains the individual's membership, beneficial or contractual interest—not automatically the entity-owned real property.

Two shorthand labels used below. This book gives the companies in the structure short nicknames so the roles are easy to follow. *PropCo* is short for *property company* — the business that owns the land and owes the mortgage. *OpCo* is short for *operating company* — the business that actually runs the farm and pays rent. Both are ordinary companies (usually LLCs); the nicknames just label what each one does.

How you can use the entity structure

The entity can seek reorganization under Chapter 11, including Subchapter V when it satisfies the applicable eligibility requirements, while the eligible individual uses Chapter 13 for personal debts and guarantees. The individual's documented rent and the farm operator's contractual payments become PropCo revenue supporting the Chapter 11 plan.

Scenario: PropCo owns the farm and owes the real-estate mortgage; OpCo conducts farming and pays contractual rent; the individual occupies the residence under a written lease and personally guarantees part of the debt. PropCo proposes the 30-year amortization and five-year balloon in Chapter 11. The individual's Chapter 13 addresses the guarantee and other personal obligations. The coordinated cases pursue the desired economic result without asking an LLC to qualify for Chapter 13.

No last-minute manufacture: Do not transfer the property after default or immediately before bankruptcy merely to manufacture eligibility. That can create fraudulent-transfer, due-on-sale, lender-consent, tax, homestead, disclosure and bankruptcy-estate problems.

Verification note — Subchapter V threshold (Aug. 25, 2026): The temporary $7.5 million Subchapter V debt ceiling expired in 2024. For cases filed after Apr. 1, 2025, U.S. Courts materials identify the adjusted small-business/Subchapter V debt limit as $3,424,000, subject to the other statutory eligibility requirements. See U.S. Courts — Chapter 11 Bankruptcy Basics.

TRANSLATED PLAINLY

This kind of setup only works if every company, debt, and payment is real and disclosed. A lender will test whether it's genuine. Keep the formation papers, bank accounts, and leases — and make sure the setup was in place before trouble hit.

How you can establish the structure properly

Create and operate the ownership system prospectively for legitimate agricultural, management, financing, succession, liability-separation or estate-planning purposes. Obtain required lender consent, document fair value, record the instruments, maintain separate accounts, use written leases and management agreements, report transactions consistently, capitalize each entity, and disclose every transfer and related-party relationship.

Scenario: Years before distress, the owner establishes PropCo to hold the farm, OpCo to conduct agricultural operations, and a written residential lease for the occupant. Every entity files consistent returns, keeps separate books and performs its contracts. If financial distress later occurs, the historical records demonstrate a functioning business structure rather than a bankruptcy-eve transfer.

TRANSLATED PLAINLY

A real setup is how you actually operate, not just paperwork. Keep the money, contracts, insurance, and taxes separate before any crisis. If big firms can lawfully split ownership and control, so can you — to protect a family farm.

Concrete Chapter 13 proposal—only after counsel confirms modification is legally available

Numerical structure

Existing mortgage balance	$300,000
Existing interest rate	9.5%
Court-supported collateral value	$180,000
Proposed interest rate	6.5%
Amortization	30 years
Balloon maturity	End of year 5
Monthly secured payment	Approximately $1,138
Balance after 60 payments	Approximately $168,500
Proposed year-five balloon	Approximately $168,500
Unsecured deficiency	Approximately $120,000, subject to claim allowance and plan treatment

$180,000 secured amount · 6.5% annual rate · 360-month amortization · balance due after payment 60

TRANSLATED PLAINLY

Don't offer a lower-payment plan before you've shown that the home-loan rule doesn't block you. First nail down who's eligible, what the loan covers, and the value. Then build the plan from solid evidence.

Chapter 13 execution requirements

1. Establish that §1322(b)(2) does not prohibit modification of the actual mortgage and collateral.
2. Establish the $180,000 collateral value through competent valuation evidence.
3. Support the proposed 6.5% rate with the applicable present-value and risk analysis.
4. Pay approximately $1,138 per month on the secured claim during the five-year period.
5. Treat the approximately $120,000 unsecured deficiency through the unsecured class as required by the confirmed plan.
6. Prove how the approximately $168,500 balloon will be paid through committed refinancing, a documented sale, identifiable investment funds or another credible source.

7. Satisfy the court's equal-payment, feasibility, good-faith, disposable-income and other confirmation requirements.

TRANSLATED PLAINLY

Build your Chapter 13 plan like a proof file: why the loan can be changed, what the property is worth, why your interest rate is fair, every monthly payment, and where the final payment comes from. Mastering the paperwork is your strongest position.

Strategic distinction: Chapter 11 is the direct entity/commercial restructuring route. Chapter 13 is available only to an eligible individual and cannot be used to restructure entity-owned real estate as though the individual personally owned it.

How the individual still benefits in Chapter 13

The individual can reorganize personal liabilities, cure eligible defaults, protect the membership or beneficial interest that enters the bankruptcy estate, treat a personal guarantee according to its lawful status, and preserve the income relationship supporting PropCo. The property debt remains in the entity's Chapter 11, but the individual's Chapter 13 can stabilize the human side of the combined structure.

TRANSLATED PLAINLY

Chapter 13 can protect you personally even if the property side belongs in a different case. Use it to handle your personal debts, catch up where allowed, and set aside income for a coordinated plan. Just show clearly who owes what.

Wall Street–Type Ownership Structure That Allows the Filer to Remain in the Home

▼ **Legal detail & citations**

There is no lawful ownership structure that guarantees a personal Chapter 13 cramdown of the filer's home mortgage while the filer continues living there. The workable structure separates the individual case from the property-owning entity.

TRANSLATED PLAINLY

Big companies rarely put everything in one basket. They split a business into separate pieces — one company owns the building, another runs the business, a trust holds the title — so if one piece hits trouble, the others are protected. This section shows how a family can lawfully do the same thing with a farm.

The idea. Instead of you personally owning the land, the business, and the home all at once, you separate the jobs: a trust or company holds the title, a property company ("PropCo") owns the land and carries the mortgage, an operating company ("OpCo") runs the farm, and you live in the home under a written lease. That way a problem with one part doesn't automatically drag down the rest.

Why it helps in bankruptcy. A company (not a person) can use Chapter 11 for the property loan, while you personally use Chapter 13 for your own debts. Each goes to the type of case that fits it, instead of forcing everything into one.

The catch — it has to be real. This only works if you actually set it up and run it properly, ideally well before any trouble: separate bank accounts, real leases, consistent tax filings, and the lender's approval. A last-minute paper shuffle done right before a bankruptcy will be attacked and can backfire. The structure protects you only when the paperwork matches how you truly operate.

▼ **Legal detail & citations**

What you can accomplish instead of seeking a guarantee

You can place the real-estate restructuring in the property owner's Chapter 11, preserve the individual's occupancy through a genuine lease, use Chapter 13 to reorganize the individual's debts and guarantees, and supply PropCo with documented rent and operating revenue. This produces a lawful path for remaining in the home while the entity proposes the mortgage restructuring.

TRANSLATED PLAINLY

The goal isn't a loophole. It's putting each asset, debt, and person in the right place so one problem doesn't sink the whole family. You protect your personal stability, the property company protects the land, and the operating company protects the business.

Ownership stack

▼ Legal detail & citations

1. **Land trust:** Holds record title to the property.
2. **Property LLC—PropCo:** Sole beneficiary of the land trust; economic owner of the property; borrower under the real-estate loan; maintains separate insurance, accounting, taxes and bank accounts.
3. **Individual owner:** Owns the membership interest in PropCo directly or through a properly established holding trust; does not personally own the real estate; occupies the home under a genuine written residential lease with PropCo; pays documented market or supportable rent to PropCo.
4. **Management or farm operating company—OpCo:** Conducts farming, leasing, maintenance and other business operations; uses a written management agreement or agricultural lease; maintains separate books, contracts and bank accounts.

Individual filer	Owns the membership or beneficial interest in PropCo and occupies the home under a written residential lease.
PropCo LLC	Holds the beneficial interest in the land trust, owns the economic property interest and is the real-estate borrower.
Land trust	Holds legal title to the home and farm for PropCo.
Farm OpCo	Uses an agricultural lease or management agreement with PropCo and conducts the farm operations.

TRANSLATED PLAINLY

This setup splits the jobs on purpose: one entity holds the title, the property company owns the land's value, the operating company runs the farm and earns the income, and you live there under an agreement. Big institutions do the same to protect valuable assets. Yours has to be just as real — written, funded, and followed.

Bankruptcy deployment

▼ Legal detail & citations

The individual can remain in the home as PropCo's tenant, but the cases divide as follows:

- **Individual files Chapter 13:** restructures eligible personal debts and treats any personal guarantee according to its actual secured or unsecured status.
- **PropCo files Chapter 11:** restructures the mortgage secured by the entity-owned property.
- **Chapter 11 proposal:** 30-year amortization, reduced court-approved interest rate and five-year balloon.
- **Individual continues paying rent:** rent becomes documented PropCo income supporting the Chapter 11 feasibility calculation.
- **Farm OpCo pays contractual rent or management charges:** provides additional documented property-level cash flow.

▼ Legal detail & citations

An LLC or corporation cannot file Chapter 13; Chapter 13 is limited to an eligible individual with regular income. See 11 U.S.C. §109.

TRANSLATED PLAINLY

Match the right type of bankruptcy to the right debt. The other side looks for a mismatch between who filed and what's being fixed. Keep the loan papers, guarantees, ownership records, and leases, and make each plan stand on its own.

▼ Legal detail & citations

Yes—you can coordinate the available chapters

The limitation determines which debtor uses which chapter; it does not eliminate the restructuring. The individual can use Chapter 13, PropCo can use Chapter 11, and Chapter 7 can be evaluated separately when liquidation or discharge—not continued reorganization—is the objective. Conversion or separate filings require eligibility, good faith, full disclosure and case-specific counsel.

TRANSLATED PLAINLY

Filing more than one case is allowed only if each one qualifies on its own and has a real purpose. Don't assume one case protects another person or company. Map out every debt and guarantee before you file.

▼ Legal detail & citations

How Chapter 7 can contribute to the strategy

Chapter 7 does not supply a reorganization plan, but it can discharge eligible personal liability, liquidate nonexempt assets, permit the trustee to administer valid estate claims, and resolve appropriate lien or claim disputes. It can be considered after or instead of a reorganization only when the consequences—including loss of control over estate assets—serve the actual objective.

Scenario: PropCo continues pursuing a Chapter 11 restructuring of the farm while an eligible individual evaluates Chapter 7 for separate dischargeable liabilities that prevent the individual from supporting rent or investment commitments. The cases cannot be treated as interchangeable or deployed without disclosure, but properly separated debtors and objectives may produce a coordinated financial reset.

TRANSLATED PLAINLY

Use the right tool for each job: Chapter 13 for you personally, Chapter 11 for a company and its property debt, and Chapter 7 to clear debt when reorganizing no longer makes sense. Using them together is fine as long as each one qualifies.

What this structure accomplishes

- The individual can physically remain in the home.
- PropCo—not the individual Chapter 13 debtor—owns the property.
- The mortgage restructuring occurs in PropCo's Chapter 11.
- The individual's Chapter 13 addresses personal obligations.
- The individual does not need to claim that the PropCo-owned property ceased being the individual's residence merely to obtain a personal home-mortgage cramdown.
- The structure separates ownership, occupancy, property debt and farm operations.

TRANSLATED PLAINLY

The point of the setup is to keep one problem from turning into one big foreclosure. Keep proof that each company really owns and runs its part, and that your rent and payments come from real agreements. Then make each lender objection say which piece it's actually about.

What it does not accomplish

TRANSLATED PLAINLY

This setup can let you keep living there, keep your debts from spilling into each other, protect the business, and send the property loan to the right kind of case. That's real control over your situation — and it doesn't put anyone above the law.

▼ Legal detail & citations

It does not give the individual control over the judge, court or Chapter 13 trustee. It gives the debtors control over the proposed plans and negotiation strategy, subject to creditor objections and court confirmation.

How you can control the case strategy and evidentiary record

The filer can control preparation, disclosures, proposed plan terms, valuation evidence, objections, motions, discovery requests, settlement offers, witnesses, exhibits, preservation of issues and the timing of lawful alternatives. The filer can require objections to be stated on the record and request a ruling supported by findings. That does not control the judge or trustee; it controls the quality, structure and leverage of the filer's presentation.

Scenario: The trustee objects to feasibility and the creditor disputes valuation. The filer responds with a current appraisal, five-year operating projections, two refinance indications, a reserve schedule, a witness supporting farm income and a written alternative plan. The court retains decision-making authority, but the filer has converted a generalized objection into specific factual questions supported by an organized record.

A land trust alone does not defeat the principal-residence protection in §1322(b)(2). If the individual remains the true property owner and the mortgage remains secured only by the individual's principal residence, changing paper title may not remove the anti-modification rule. See 11 U.S.C. §1322.

TRANSLATED PLAINLY

You can't control the judge, but you can control whether your file is complete. Put in the appraisal, the math, the contracts, the payment history, and exactly what you're asking the judge to decide. Turn every objection into one clear question for the court.

▼ Legal detail & citations

How you can move beyond paper title

Use a complete, genuine operating system: PropCo holds the economic property interest and borrower obligations; the land trust holds record title for PropCo; OpCo conducts the farm business under written contracts; and the individual occupies under a documented lease. Maintain real capitalization, separate control, separate accounts, market-supported payments, consistent insurance and tax treatment, and lender-approved documents. The legal result comes from the substance and history of the complete structure—not from the land-trust deed standing alone.

TRANSLATED PLAINLY

The setup only holds up if it's backed by real substance — separate bank accounts, real contracts, actual rent, and consistent taxes. A deed with none of that behind it lets the other side say nothing really changed. Fix any gaps before you file.

Timing requirement

▼ **Legal detail & citations**

This must be a genuine, lender-permitted ownership and operating structure established for legitimate business and estate-planning purposes—not a last-minute transfer after default. Counsel must address:

- Mortgage and due-on-sale provisions
- Lender consent
- Florida homestead consequences
- Documentary-stamp and property-tax consequences
- Insurance
- Agricultural classification
- Fraudulent-transfer and bankruptcy-disclosure rules
- PropCo capitalization
- Lease terms and market rent
- Separate accounting and banking

▼ **Legal detail & citations**

Complete structure: Individual Chapter 13 + PropCo Chapter 11 + individual residential lease + separate farm OpCo, not an LLC attempting to file Chapter 13.

TRANSLATED PLAINLY

Set this up before the emergency, not the week before a sale. A last-minute paper transfer invites attack; a setup that's been running for a while, with the lender's approval, is real evidence. Your rights are protected by paperwork that matches real life.

The fuller architecture — the same idea, scaled up (and its hard limits)

▼ **Legal detail & citations**

Everything above uses a deliberately small version of the structure: a property company (PropCo), an operating company (OpCo), a land trust for title, and a residential lease. The companion reference library at Structured Systems Basics teaches the full institutional version. The vocabulary is aligned here so the two documents read as one system:

1. **Entity A — the acquisition company.** Does the risky front-end work of finding, contracting, and closing a deal, then steps aside. It keeps the danger of shopping for property out of the company that holds it long term.
2. **Entity B — the holding company.** The long-term parent that owns the property companies and coordinates financing. In the small version used in this chapter there is no separate Entity B — you own PropCo directly. You add Entity B once you hold more than one property.
3. **Property LLC (this book's "PropCo").** One property, one company, one liability box. If something goes wrong with one parcel, it stays in that parcel's box.
4. **Land trust.** Separates the name on the public record (legal title) from who actually benefits. Under Florida's Land Trust Act the trustee holds legal and equitable title and the beneficiary — here, PropCo — holds a beneficial interest. It is a title and privacy tool, not a way to hide assets from a court, a lender, or the IRS.
5. **Operating company (this book's "OpCo").** Runs the farm under a written lease or management agreement and pays rent, keeping the business activity separate from the thing that owns the land.
6. **SPV (special-purpose vehicle).** A separate box built to hold financial rights. Discussed just below as a future consideration.
7. **Waterfall.** The written order money is paid out: operating bills first, then reserves, then the loan, then the owners — each level filled before the next one gets anything.
8. **Tranches.** Layers of risk. The top layer is paid first and is safest; the bottom layer is paid last but can earn the most.
9. **DSCR (debt-service coverage ratio).** A one-line reality check: does the income actually cover the loan payment? Above 1.0 means yes. No amount of structure saves a property whose rent cannot pay its debt.

TRANSLATED PLAINLY

It is the same single idea as the small version, just with more compartments: keep each job — buying, holding, owning one parcel, running the business, financing — in its own box, so one problem cannot knock over the rest. The extra boxes (Entity A, Entity B, an SPV) only earn their keep once you own several properties or take on outside financing. For a single family farm, PropCo + OpCo + a land trust is usually enough.

▼ **Legal detail & citations**

The hard limits — read this before believing the structure protects you. None of these compartments are magic walls, and a bankruptcy court has tools built specifically to knock them down when the separation is not real:

- **Substantive consolidation.** A bankruptcy court can ignore the walls between your entities and pool their assets and debts as if they were one company, if you did not actually keep them separate — commingled bank accounts, ignored formalities, or creditors who always dealt with the group as a single business. This is the single biggest threat to the whole structure. The defense is not clever drafting; it is genuine, day-to-day separation, each entity with its own accounts, books, contracts, insurance, and tax filings.
- **Fraudulent transfer.** Moving a property into an entity after a creditor is already in the picture — or on the eve of bankruptcy — can be undone by the court and can create new liability of its own. Structure built after the trouble starts is not protection; it is evidence against you.
- **The structure is only ever as strong as its reality.** A stack of paperwork with no separate accounts, no real rent, and no consistent tax treatment lets the other side argue that nothing actually changed — and win. Stated the way the companion library states it: structure should make the truth easier to prove, not easier to hide.
- **It does not license repeated or timed filings.** Filing one entity, then another when the first is denied, or shuffling property between entities to keep resetting the clock, is exactly the bad-faith pattern that substantive consolidation, fraudulent-transfer law, and the serial-filing rules exist to defeat. Complexity built to create delay makes you weaker, not stronger — a court that sees it consolidates the picture, bars the filings, and lifts the stay against the property.

Future consideration — "bankruptcy-remote" entities and the SPV layer, for a genuinely more complex structure only. The reference library's finance layer (Instrument 5, "True Sale and Bankruptcy Remoteness," and chapter RP-3) describes building an entity that trouble cannot cross in either direction: if a sister company fails, this entity is not pulled into that bankruptcy, and the entity is itself designed to be very unlikely to file. It is achieved with single-purpose limits, a genuine "true sale" of the asset into the entity, strict separateness, an independent decision-maker whose consent is required before it can file, and lender promises to look only to the asset. **Two honest cautions, without sugarcoating.** First, this is institutional-scale machinery — independent directors, true-sale and non-consolidation legal opinions, rating-agency separateness criteria — built for securitizations worth hundreds of millions of dollars; for a single family farm it is usually expensive overkill, and the miniature version already in this chapter (put the land in one properly-run PropCo and keep it genuinely separate) already captures the principle. Second, the aggressive versions rest on *unsettled, contested law*: courts have split on whether a promise to *never* file bankruptcy (a "no-petition" clause) or an independent-director veto over filing is even enforceable, because a flat waiver of the right to seek bankruptcy protection can be struck down as against public policy — and substantive consolidation still applies on top of all of it. Treat bankruptcy-remoteness as something to explore later, with specialized counsel, only if the ownership genuinely grows into a multi-property or outside-financed structure — not as a step for the typical single-farm case.

TRANSLATED PLAINLY

A "bankruptcy-remote" entity is a box built so tough that one company's bankruptcy cannot drag it in — and it is designed almost never to go bankrupt itself. Big Wall Street deals use it, and lenders often demand it. But it is heavy, expensive machinery, the most aggressive versions rest on law the courts have not settled, and for one family farm it is overkill. File it under "maybe later, if this grows," and only with a specialist. Notice, too, that it points the opposite way from repeat-filing: it is built to keep companies *out* of each other's bankruptcies, not to let you file over and over.

The above scenarios are for **amateurs**. By learning how to legally structure your property, basic structures at: https://miamidade.watch/structured-systems-basics.html By learning how to lawfully structure ownership and build the evidentiary record, the Chapter 11 or Chapter 13 filer controls the preparation, the proposed plan terms, the valuation evidence and the negotiating posture — not the judge, and not the trustee. Where the collateral is genuinely more than a principal residence, the assumption that a Chapter 13 landowner must simply surrender and move out no longer controls: the debtor, not the trustee, drives the proposed treatment and the negotiations, subject always to creditor objection and the court's confirmation.

If the bankruptcy trustee will not agree to your terms, do not concede. Change strategy: use Chapter 13, Chapter 11, or Chapter 7 and — only where the evidence supports it — an adversary proceeding testing the securitization and the claimant's authority to enforce, used as lawful leverage rather than as an end in itself.

Co-Owned Property: Names on a Deed vs. Each Share in Its Own LLC

EASY READING

Putting several people directly on one deed ties every owner to the land itself. If one owner is sued, divorces, files bankruptcy, or wants out, that person's problem can affect the property. An LLC-and-trust structure can separate the interests more cleanly, but Florida homestead, tenancy-by-the-entireties, single-member LLC, tax, lender-consent, and bankruptcy rules can change the result. Set the structure up for a real business or estate-planning reason, not as a last-minute shield.

▼ **Legal detail & citations**

A common family situation raises a structuring question worth its own short treatment: a parent buys a property and places several adult children directly on the deed as co-owners. It is well meant, but raw co-ownership is a fragile way to hold land, and there is usually a stronger, entirely legitimate alternative — established up front, for protection and succession, not as any kind of maneuver.

The problem with several names on a deed

EASY READING

When several family members are named directly on the deed, each person owns part of the actual land. A creditor, divorce case, bankruptcy, or partition lawsuit involving one owner can reach that owner's share and may create pressure to sell the whole property. The goal of better structuring is to keep one person's problem from automatically becoming everyone's property problem.

▼ **Legal detail & citations**

When each child is a direct co-owner of the land, three quiet risks follow:

- **One child's problem reaches the land.** Any single child's personal creditor, lawsuit, divorce, or bankruptcy can attach to *that child's fractional interest in the property itself*.
- **Forced sale (partition).** Any co-owner can usually sue to force a sale of the whole property, over the others' objection.
- **Probate on every death.** Each child's share can pass through probate when that child dies — public, slow, and repeated for every owner.

The stronger structure

▼ **Legal detail & citations**

Hold each child's share through **an LLC**, with a **trust as the manager** for succession and control, rather than putting the children's names directly on the deed. Each child then owns a *membership interest in an LLC* instead of a direct slice of the land. Families and institutions hold co-owned assets this way for exactly these reasons.

> **The asset-isolation benefit in bankruptcy.** This is the core protection. If one child later has creditor trouble or files bankruptcy, what is exposed is *his membership interest* — and against a membership interest a creditor's remedy is typically a **charging order** (a right to receive that member's distributions, if any) rather than seizure or forced sale of the property. One child's individual trouble is meant to stay in *his* box; it does not automatically reach or eliminate the other children's interests or the property itself. That containment — one member's problem confined to one container — is what the separate-entity structure is for. *How strong that containment actually is depends on how the LLCs are set up; read the cautions below before relying on it.*

TRANSLATED PLAINLY

Several names on a deed means any one child's lawsuit, divorce, or bankruptcy can grab his piece of the actual land — and any one of them can try to force a sale of the whole thing. Hold each child's share through an LLC with a trust running it, and the goal is that one child's problem stays in his own box: a creditor reaches his LLC interest, not the property, and not his siblings' shares.

▼ **Legal detail & citations**

The isolation is real but not absolute — do not oversell it. A court can defeat the separation when it was never real, and one Florida rule in particular cuts against the obvious "one LLC per child" design:

- **Single-member LLCs are weaker in Florida — this is the big one.** The strong "a charging order is the creditor's *only* remedy" protection applies mainly to *multi-member* LLCs. For a *single-member* LLC — which is exactly what "each child gets his own LLC" usually creates — Florida law (following *Olmstead v. FTC* and Fla. Stat. §605.0503) lets a creditor go further and foreclose the membership interest itself, reaching what the LLC holds. So five separate one-member LLCs may deliver *less* asset isolation than assumed. Who owns which membership interests, and whether the LLCs are genuinely multi-member, is a design question for counsel — not a detail.
- **Substantive consolidation / alter ego.** If the LLCs are not genuinely kept separate — no separate accounts, ignored formalities, commingled money — a court can pool them or pierce them and treat the assets as one. The protection is only ever as strong as the day-to-day reality behind it.
- **Fraudulent transfer.** If the structure is set up to dodge a creditor who is already in the picture, or on the eve of trouble, it can be undone. It must be established early, for genuine protection and succession reasons, before any claim exists.

Watch out — a trust manager and a long list of beneficiaries do not automatically cure the single-member weakness. This is a common and costly assumption, so be precise about three roles the law treats as completely separate:

- **Member is not the same as manager.** Florida's §605.0503 counts the LLC's *members*, not its manager. Making a trust the *manager* is a governance choice; it says nothing about how many members the LLC has, so it does nothing about the *Olmstead* exposure.
- **A trust as the sole member is still one member.** If a single trust owns 100% of the LLC, the LLC has **one member — the trust**. The trust's beneficiaries — whether ten or a hundred, and whether they are individuals, LLCs, corporations, limited partnerships or other trusts — are beneficiaries *of the trust*, not members *of the LLC*. Under the safer, dominant reading that LLC is still single-member, and the foreclosure exposure still applies.
- **What actually fixes it.** Genuine *multi-member* ownership — two or more real members, each admitted and holding a real economic interest — is what triggers the strong "charging order is the only remedy" rule under §605.0503(3). Set up that way from the beginning, for real estate-planning or asset-protection reasons, it both avoids the single-member trap and avoids the eve-of-trouble timing problem. A member added purely as a nominal sham with no economic stake can still be disregarded.

Some practitioners argue that a trust with many beneficiaries *should* count differently because other beneficial owners exist — but that theory is **unsettled and largely untested in the Florida courts**. Treat it as an open question to raise with counsel, not a settled workaround to build on.

The self-settled-trust trap — the failure mode that matters most in bankruptcy. Layered family structures often, sometimes by accident, make the same person *both* the one who created and funded a trust (the settlor) *and* one of its beneficiaries. In Florida, a self-settled trust does **not** protect assets from the settlor's own creditors (Fla. Stat. §736.0505(1)(b)) — and bankruptcy agrees: 11 U.S.C. §541(c)(2) honors a trust's spendthrift protection only where state law makes it enforceable, so a self-settled trust's assets are pulled into the settlor's bankruptcy estate. If the person building the structure is a beneficiary of a trust he funded, his creditors and his bankruptcy trustee can reach through it — no number of trustees or beneficiaries cures that. And in any bankruptcy the trustee steps into the debtor's shoes: the debtor's *beneficial* interest (his membership or trust interest) becomes property of the estate, and the charging-order question, which is a state-law *creditor-remedy* rule, gives way to that estate analysis.

TRANSLATED PLAINLY

Putting a trust in charge of the LLC, or naming a hundred beneficiaries, does *not* automatically turn a one-owner LLC into a strong multi-owner one. The law counts the LLC's actual *members*, not its manager and not the trust's beneficiaries — so a single trust that owns the whole LLC is usually still "one member," with the weaker protection. What gives the strong protection is having two or more real owners from the start. And the warning that matters most here: if you set up a trust and you are also one of the people it is meant to benefit, that trust generally will *not* protect those assets from your own creditors — and in bankruptcy they get pulled in. The more elaborate the structure, the harder a court looks at whether it is real. Complexity is not the same thing as protection.

Operating-agreement dispute terms: what binds a co-owner versus what a creditor or trustee can ignore

▼ **Legal detail & citations**

A related question is whether the LLC's own operating agreement can be written to block a claim — for example, a term requiring anyone who sues to first post a large bond (say, ten times the property's value), or clauses stripping a member of voting and sale rights. These are two *different arenas* with two different answers.

Arena 1 — ordinary lawsuits, outside bankruptcy.

- **Against a co-owner who signed the agreement:** dispute terms — arbitration, fee-shifting, a reasonable security-for-costs (bond) requirement, and non-voting / no-partition restrictions — are ordinary freedom of contract and are often enforceable *between the members who agreed to them*. As a way to deter one family member from suing the others, they have real force.
- **Against an outside plaintiff who never signed:** a contract binds only its parties, so your LLC's internal terms do *not* automatically bar a stranger's claim. And a bond set at ten times the asset value risks being struck even between members as **unconscionable or a denial of court access** — "you may sue, but only after posting ten times the property's value" reads as "you may not sue." A modest, commercially reasonable term survives; an insurmountable wall invites a court to void it.

Arena 2 — bankruptcy, when the member or the LLC is in a case. Different rules, different result. A bankruptcy trustee is not a polite contracting member; the trustee has **statutory powers** — including the rights of a hypothetical lien creditor under 11 U.S.C. §544 and the avoidance powers — that **override private contractual restrictions** engineered to frustrate creditors or the estate. Courts routinely refuse to enforce homemade barriers, and a ten-times-value bond-to-sue clause whose obvious purpose is to block creditor access reads as a **badge of fraud** that can taint the whole structure. What legitimately survives into bankruptcy is not the bond clause but the *economic substance* of a properly drafted interest: a genuinely **non-voting, non-managing, no-forced-sale** member interest is simply less useful to whoever ends up holding it, because they inherit a member who cannot compel a sale or a distribution. Drafting that reduces control is real protection; a clause that tries to bar the courthouse door is not.

TRANSLATED PLAINLY

You can put rules in your LLC papers — like "anyone who sues must post a huge bond first" — but they only bind the people who *signed* the agreement, basically the family members. An outside creditor never signed, so those rules don't stop them. And a bond set impossibly high (ten times the value) can be thrown out as blocking access to court. In bankruptcy it is even weaker: the trustee has legal powers that punch through private roadblocks, and a bond-to-sue clause looks like a fraud red flag. What actually helps is making each owner's share genuinely powerless — no vote, no right to force a sale — so it is not worth much to a creditor who grabs it. That is real; a homemade "you can't sue us" wall is not.

Probate and partition, addressed

EASY READING

A well-built LLC or trust can make succession easier and can reduce the chance that one family member forces a sale just because that person wants cash. But it does not erase creditor rights or Florida property protections. Homestead, probate, partition, mortgage, tax, and trust rules still have to be checked before any transfer is made.

▼ **Legal detail & citations**

Held through LLCs and a trust, each child's interest can pass under the trust and operating-agreement terms rather than through probate, and the operating agreement can restrict any single owner from forcing a partition sale. Two of the three raw-deed risks are handled directly — the asset-isolation piece is the one with the caveats above.

The homestead caveat — read this before transferring anything. Florida homestead protection is misunderstood in both directions. It does *not* stop the things people assume it stops: it will not stop a **mortgage** foreclosure, **property taxes**, or a **construction (mechanic's) lien** for work on the home — those are written into the constitution as exceptions. But against an *unrelated* judgment creditor (a car accident, a business or credit-card debt), homestead's protection from forced sale is often exactly what shields the home. Here is the trap: for a child who actually **lives** on the property, moving his residence into an LLC can **forfeit that homestead protection** — trading a strong constitutional shield against unrelated creditors for a weaker one. A resident child and a non-resident child are in different positions, so the design has to be handled child by child.

The spousal question — tenancy by the entireties in bankruptcy

▼ **Legal detail & citations**

A related protection turns on marriage rather than entities, and it is worth stating precisely because it is powerful and often misdescribed. In Florida, property a married couple owns together as **tenants by the entireties** is treated as owned by the marriage as a single unit, not by two separate individuals.

- **Against one spouse's individual creditor — protected, and it carries into bankruptcy.** Outside bankruptcy, a creditor of only one spouse generally cannot seize or force the sale of entireties property for that spouse's solo debt. Inside bankruptcy, Florida uses the entireties exemption under 11 U.S.C. §522(b)(3)(B), so when *one* spouse files alone, entireties property is generally exempt from that spouse's *individual* creditors — the trustee usually cannot sell it to pay the filing spouse's solo debts.
- **The exception that swallows much of it — joint debts.** The entireties exemption protects against the *individual* creditors of the filing spouse. It does **not** protect against **joint** creditors — debts both spouses owe. If the couple has even one meaningful joint unsecured creditor, that creditor can reach the entireties property through the case. And the **mortgage** is itself a joint, secured debt, so entireties never stops a mortgage foreclosure.

TRANSLATED PLAINLY

If a married couple owns the home together the Florida way ("tenancy by the entireties"), a creditor that only *one* spouse owes usually can't take the home — and that protection follows them into bankruptcy if just one spouse files. But it has two big holes: it does nothing against the *mortgage*, and it collapses if the couple has *joint* debts both of them signed. It is a shield against one spouse's own solo creditor, not a general marriage force-field.

▼ **Legal detail & citations**

Entity transfers can destroy entireties too. Like homestead, tenancy by the entireties can be lost — by divorce (it converts to ordinary shared ownership), by how an account is titled, and by **moving the property into an LLC or trust**, which typically ends the entireties protection. So placing a home a married couple holds together into an entity can trade away *both* homestead *and* entireties. That cost has to be weighed against whatever the entity is meant to accomplish.

This is specific structuring — the professionals are not optional. Which entity, single-member versus multi-member, which trust, member versus manager, homestead, tenancy by the entireties, documentary-stamp tax, agricultural classification, gift and cost-basis consequences, and any mortgage due-on-sale clause are fact-specific Florida questions whose answers change the outcome. This section supplies the vocabulary and the questions; a real family needs a licensed Florida estate-planning or asset-protection attorney and a CPA *before* anything is signed or recorded. Arriving at that meeting already knowing the trade-offs is worth a great deal; executing a do-it-yourself structure that voids a homestead, forfeits an entireties protection, or relies on single-member charging-order protection that Florida does not provide is the expensive mistake.

VERY IMPORTANT — Party in Interest & Separate Legal Entity Ownership: Who Owns the Asset, Who Owes the Debt, and Who Can Enforce

EASY READING

Do not treat a person, an LLC, a corporation, a trust, a loan servicer, and a creditor as though they are all the same legal person. Start by separating four questions: *Who owns the asset? Who signed the debt? Who holds or controls the claim? Who is actually asking the court for relief?* Those answers may point to different people or entities. That separation can determine which bankruptcy case belongs to which debtor, which property is actually in that bankruptcy estate, which creditor has a claim against which debtor, and which party must prove authority before it can enforce a note, lien, guarantee, lease, or other right.

Start every case with a four-column ownership-and-enforcement map

Question	What to identify
Who owns the asset?	Read the deed, title, account registration, vehicle title, equipment invoice, entity records, trust documents, and schedules. Identify the actual owner—not merely the person who uses or manages the asset.
Who owes the debt?	Identify every borrower, co-borrower, guarantor, lessee, pledgor, and entity that signed the note, mortgage, security agreement, lease, or guarantee.
Who claims the right to collect or enforce?	Identify the creditor, note holder, trustee, servicer, assignee, agent, debt buyer, or other claimant, and the documents connecting that party to the obligation.
Who is asking the court to act?	Identify the exact person or entity filing the proof of claim, objection, motion, adversary complaint, foreclosure action, or other request for relief, and determine the authority on which that party relies.

"Party in interest" and "real party in interest" are related, but they are not the same phrase

EASY READING

A *party in interest* is someone with a legally recognized stake in the bankruptcy proceeding and a right to be heard on an issue. A *real party in interest* is the person or entity that owns or controls the substantive legal right being asserted in an action. The labels can overlap, but they answer different questions. A servicer, trustee, creditor, guarantor, debtor, equity owner, or other participant may have a role in the case; the court still may need to determine exactly whose right is being enforced and what authority permits that particular party to act.

▼ **Legal detail & citations**

In Chapter 11, 11 U.S.C. §1109(b) expressly gives a "party in interest," including listed bankruptcy participants such as the debtor, trustee, committees, creditors, and equity security holders, a right to raise and be heard on issues in the case. The separate real-party-in-interest rule comes from Federal Rule of Civil Procedure 17(a), which requires an action to be prosecuted in the name of the real party in interest; Bankruptcy Rule 7017 applies Rule 17 in adversary proceedings. See the official Federal Rules of Bankruptcy Procedure, Part VII.

The practical lesson is to avoid using "standing," "party in interest," and "real party in interest" as interchangeable slogans. Identify the exact relief requested, the exact right being asserted, the entity that owns or controls that right, and the documents giving the actor authority.

Examples of separate legal entities and ownership structures—and what each is commonly used for

Entity or structure	Common use	What the reader should track

Property company (“PropCo”), usually an LLC	Owns a parcel of real estate, signs the property mortgage, receives rent, pays property expenses, and isolates the real-estate ownership function from day-to-day operations.	The deed, mortgage borrower, members, manager, rent agreements, bank account, insurance, taxes, and whether PropCo—not the individual—is the actual owner of the land.
Operating company (“OpCo”), often an LLC or corporation	Runs the farm or business, employs workers, buys supplies, sells products, signs customer and vendor contracts, and leases land or equipment from another entity.	Operating revenue, payroll, contracts, leases, inventory, permits, insurance, and which debts belong to OpCo rather than the landowner.
Equipment company (“EquipmentCo”), usually an LLC	Owns tractors, vehicles, machinery, irrigation systems, or other high-value equipment and leases that equipment to the operating business under real written terms.	Titles, purchase records, liens, leases, maintenance, insurance, payments, and whether the arrangement is actually followed in practice.
Holding company (“HoldCo”), usually an LLC or corporation	Owns membership interests or shares in subsidiaries such as PropCo and OpCo. It can centralize ownership, succession, investment, and governance without operating every business directly.	Which subsidiary owns each asset, which entity incurred each debt, distributions between entities, guarantees, capital contributions, and whether the subsidiaries remain genuinely separate.
Limited liability company (LLC)	A flexible separate business entity that can own real estate, equipment, contracts, investments, or an operating business. Florida law recognizes an LLC as an entity distinct from its members.	Articles, operating agreement, members, managers, authority to sign, separate books and accounts, capitalization, contracts, tax treatment, and the exact property titled in the LLC’s name. See Florida Statutes Chapter 605.
Corporation	Often used for an operating business with officers, directors, payroll, contracts, employees, shareholders, and outside investment. It may own assets directly or own interests in subsidiaries.	Articles, bylaws, stock ownership, board authority, corporate contracts, guarantees, payroll, bank accounts, and which assets are corporate rather than shareholder property. See Florida Statutes Chapter 607.
Limited partnership or limited liability limited partnership	Can be used to pool family or investment ownership while separating management rights from passive economic interests. A partnership can also own real estate or business interests.	Partnership agreement, general-partner authority, limited-partner interests, capital accounts, distributions, guarantees, and the title to partnership assets. See Florida Statutes Chapter 620.
Florida land trust	A title-holding arrangement used for real estate in which the trustee holds title under the trust instrument and beneficial rights are defined by the trust documents. It can assist administration, privacy, succession, and allocation of beneficial interests, but it is not automatically a liability shield.	The recorded deed, trust agreement, trustee powers, beneficiaries, mortgage terms, homestead and entireties consequences, lender consent, and who holds the beneficial interest. See Florida Land Trust Act, §689.071.
Revocable living trust	Commonly used for estate planning, management during incapacity, and probate continuity. It may hold property directly or hold membership interests in LLCs.	Who is settlor, trustee, and beneficiary; what property was actually transferred; who retains control; and whether the trust changes any creditor, tax, homestead, or bankruptcy consequence. It should not be assumed to create a liability shield merely because the word “trust” appears in the title.

Irrevocable trust	Can be used for long-term estate, succession, beneficiary, tax, or asset-management planning when the settlor genuinely gives up rights required by the trust structure.	Transfer date, retained powers, trustee independence, beneficiaries, tax treatment, creditor rights, fraudulent-transfer exposure, bankruptcy consequences, and whether the transfer was made long before any collection crisis. This is attorney-designed planning, not a last-minute retitling device.
Special-purpose entity (“SPE”)	An LLC or corporation formed for one defined asset, parcel, project, or financing. Commercial lenders often use SPE structures so the ownership, books, debt, and cash flow of one project remain identifiable.	The specific asset assigned to the SPE, financing documents, separateness covenants, bank accounts, management, guarantees, and whether the SPE is being operated as a real separate entity.

Example — one farm, several legal persons

EASY READING

Assume Farm PropCo LLC owns the land and signed the mortgage. Farm OpCo LLC leases the land, grows the crops, employs the workers, and signs vendor contracts. EquipmentCo LLC owns the tractors and leases them to OpCo. A family HoldCo owns the membership interests in PropCo and OpCo. The individual family member may personally guarantee one or more debts. These are connected businesses, but they are not automatically the same debtor and they do not automatically own the same property.

If the individual files Chapter 13, the individual’s ownership interest in an LLC may become property of the individual bankruptcy estate, while the land titled to PropCo generally remains PropCo’s property. If PropCo owes the mortgage, the mortgage claim belongs on the PropCo side of the map; if the individual signed a guarantee, the creditor may also have a separate claim against the individual. If a servicer or trustee seeks relief, identify whose rights it says it is enforcing and the documents giving it that authority.

Why separate entities matter in a bankruptcy strategy

- They make it possible to identify which debtor actually owns each asset and which debtor actually owes each obligation.
- They can separate real-estate ownership from operating liabilities when the entities were created and operated for legitimate business purposes.
- They can allow the property-owning entity and the individual owner or guarantor to use the bankruptcy chapter for which each is actually eligible, instead of pretending that one case automatically restructures every connected person or company.
- They can make accounting, valuation, rent, cash flow, insurance, taxes, guarantees, and collateral easier to prove because each obligation has an identified legal home.
- They do not eliminate valid liens, guarantees, taxes, regulatory obligations, or creditor rights. The documents and applicable law still control.

Separate entities work only when the separation is real. Do not commingle money, use one company's account to pay another company's bills without documentation, backdate agreements, hide ownership, omit entity or trust interests from bankruptcy schedules, or transfer assets after a claim or collection crisis has arisen in an attempt to place them beyond lawful creditor reach. Transfers can also affect mortgage due-on-sale provisions, Florida homestead, tenancy by the entireties, agricultural classification, documentary-stamp and other taxes, insurance, licensing, exemptions, and a bankruptcy trustee's avoidance powers. Entity and trust planning should be completed with Florida legal and tax counsel before documents are signed or recorded.

Use these three sections together: Wall Street–Type Ownership Structure explains the PropCo/OpCo model; Co-Owned Property explains deed ownership versus entity interests; and the Mandatory Real-Party-in-Interest Protocol explains how to test the claimant, the proof of claim, the enforcement chain, and SEC/EDGAR evidence.

Securitization, Party-in-Interest Challenge and Adversary Proceeding

▼ **Legal detail & citations**

If the Chapter 13 trustee, United States Trustee, secured creditor, or another party in interest objects to or opposes the proposed terms, do not treat that position as the court's ruling. Require the claimant, when its claim or lien is disputed, to establish the amount, validity, enforceability, and applicable priority or perfection status of the claim and lien. Audit the proof of claim and, when supported by evidence, object to it. Demand the note, endorsements, allonges, mortgage assignments, servicing agreements or powers of attorney, payment history, escrow accounting, advances, fees, insurance proceeds, modification records, custodial records, and documents identifying the securitization trust and the person presently entitled to enforce the obligation.

Because the property loan was securitized, investigate the legally relevant transfers of the note, mortgage, servicing rights, custody, and enforcement authority rather than assuming that every economic transaction in the securitization is itself a transfer of the borrower's loan. If the evidence establishes a break in the chain, a defective transfer, an unauthorized assignment, an ineffective endorsement, or an inability to connect the claimant to the enforceable note and corresponding mortgage, challenge whether the claimant is the real party in interest or otherwise legally entitled to enforce the obligation. Securitization alone does not automatically separate the note from the mortgage, invalidate the lien, or establish that no party in interest exists; those conclusions must be supported by the governing documents, applicable law, and admissible evidence.

TRANSLATED PLAINLY

What “securitized” means. Many modern mortgages are sold or securitized after origination. If yours was, the loan may have moved through several entities before reaching a trust or other investor structure, while a separate servicer collects payments and a trustee or custodian performs different defined roles.

Why that can matter for you. When a claimant relies on a multi-step transfer history, it must be able to establish the legally relevant transfers, endorsements, assignments, custody, and delegated authority under applicable law. Sloppy, missing, or contradictory records can prevent the present claimant from proving that it is entitled to enforce the note or lien, or that it is authorized to act for the party that is.

What to do. Don’t just say “it was securitized.” Get the documents, lay out who transferred the loan to whom and when, and look for the actual break — a missing signature, a gap in the chain, an assignment that names the wrong company. That specific gap is what a judge can act on.

The honest limit. Being bundled and sold does not, by itself, cancel your debt or wipe out the mortgage. You need a real, provable problem. If there is one, you can raise it through the procedure the Bankruptcy Rules require — including a claim objection or, when Rule 7001 applies, an adversary proceeding (a separate lawsuit within the bankruptcy case) — and require the party seeking relief to prove its authority.

▼ **Legal detail & citations**

How you can establish the challenge

1. Compare the note, every endorsement and allonge, recorded mortgage assignments, proof of claim and declaration of possession.
2. Identify each transfer date, transferor, transferee, trust, custodian, servicer and claimed authority.
3. Test whether the claimant possessed the enforceable instrument and supporting authority at the legally relevant time.
4. Reconcile the creditor's accounting against the debtor's records, escrow activity, advances, insurance payments and modification history.
5. Use claim objections, Rule 2004 examination when authorized, discovery, valuation proceedings and an adversary proceeding appropriate to the relief requested.

Scenario: The proof of claim identifies Trust A, the assignment names Trust B, the servicer's declaration relies on a power of attorney from a third entity, and the produced note contains an undated allonge absent from earlier copies. Those specific contradictions create a factual record for discovery and adjudication; the argument is no longer merely that the loan was securitized.

That unresolved separation and enforcement issue is a principal reason for commencing an adversary proceeding: to obtain a binding judicial determination identifying who—if anyone—is entitled to enforce the note, who holds or is authorized to enforce the mortgage lien, who possesses servicing or collection authority, and who qualifies as the proper party to assert the secured claim. The adversary complaint may seek appropriate determinations concerning the validity, priority, or extent of the lien or other property interest, as authorized by Bankruptcy Rule 7001.

Use discovery to require production of the complete transfer history, mortgage-loan schedule, relevant trust and servicing documents, collateral-file records, note-custody history, assignments, endorsements, allonges, powers of attorney, payment data, and communications identifying the entity directing enforcement. Compare those records for inconsistent dates, missing transfers, assignments executed without demonstrated authority, unsupported balances, unexplained fees, uncredited payments, and contradictions concerning possession or ownership of the note.

The leverage does not arise merely from alleging securitization. It arises from proving that the claimant cannot establish its enforcement authority, cannot reconcile the accounting, cannot establish the validity or enforceability of the asserted lien, cannot establish perfection or priority where those issues matter, or cannot connect the note, mortgage, assignments, servicing authority, and proof of claim through competent evidence. Use every fact-supported claim objection, valuation dispute, discovery request, and adversary claim to negotiate sustainable treatment—including, when legally available, a reduced interest rate, 30-year amortization, and five-year balloon.

TRANSLATED PLAINLY

Don't accept “the computer says you owe it” as proof. Ask for the actual loan papers, the records identifying the relevant ownership or economic interest, the person entitled to enforce the note, the holder of the lien, and the servicer's or agent's authority. If the loan moved through multiple entities, require the party seeking property relief to prove why it is legally entitled to obtain that relief.

THE SECURED CLAIM MUST BE PROVEN — THE DEBT AND THE LIEN ARE SEPARATE QUESTIONS

Do not let the creditor merge two different questions into one. Proving that a monetary obligation exists is not the same thing as proving that this claimant presently holds or may enforce a valid lien against this specific property. Require proof of the lien separately, and analyze perfection and priority as additional issues because an unperfected lien is not automatically nonexistent; it may instead be vulnerable to avoidance or loss of priority under applicable law.

1. Begin With the Controlling Distinction

The existence of a debt does not, by itself, establish that the debt is presently secured by an enforceable lien against the debtor’s property.

The analysis must therefore be divided into two separate questions:

QUESTION ONE — Does an enforceable monetary obligation exist?

QUESTION TWO — Has this claimant established that it presently holds or may enforce a valid lien securing that obligation against this specific property, and what is that lien’s perfection and priority status?

The claimant must establish the second proposition independently of the first.

2. Require the Claimant to Establish Its Entire Secured-Claim Chain

The claimed secured interest should be tested through the complete sequence:

Debt → Note → Endorsement → Mortgage/Lien → Assignment → Transfer → Securitization → Custody → Servicing Authority → Present Claimant → Perfection → Enforcement Authority

Every material link should be identified and supported.

3. Identify the Exact Defect

Do not merely allege: **“The chain of title is broken.”**

State exactly where it fails.

- Original note cannot be located.
- Necessary endorsement is missing.
- Allonge is defective or cannot be authenticated.
- Different copies contain inconsistent endorsements.
- Mortgage assignment is missing.
- Assignor had no demonstrated interest to assign.
- Assignment occurred after the purported transfer.
- Originator-to-sponsor transfer is unsupported.
- Sponsor-to-depositor transfer is unsupported.
- Depositor-to-trust transfer is unsupported.
- Trust cannot demonstrate receipt of the loan.
- Custodian cannot establish possession history.
- Servicer cannot establish delegated authority.
- The claimant relies on a questionable or robo-signed assignment to fill an otherwise missing link in the chain.
- Notarization or execution is defective.
- Claimant differs from the alleged noteholder or mortgage holder.
- Lien was not properly perfected.
- Proof of claim conflicts with underlying documents.

Original note cannot be located

What the defect means. The claimant is asserting rights arising from a promissory note but cannot identify where the original instrument is held or produce a reliable custody history explaining what happened to it. For a paper negotiable note, possession and the manner in which possession was acquired can be central to the asserted right to enforce.

What to examine. Demand the version of the note relied upon, every endorsement and allonge, the collateral-file inventory, custodian certifications, document-release logs, bailee records, lost-note affidavits, and the date on which the present claimant or its custodian says it obtained possession. Compare those dates with the bankruptcy filing, proof of claim, foreclosure activity, assignments, and securitization chronology.

Why it matters in bankruptcy. The issue is not simply “show me a piece of paper.” The claimant must establish the legal basis on which it says it may enforce the obligation and assert the mortgage lien. If it relies on a lost-note theory, examine whether every required element of that theory is actually supported. A custody gap can justify focused discovery, authentication objections, a real-party-in-interest challenge, or a challenge to secured treatment when the missing proof is necessary to connect the claimant to the lien.

Necessary endorsement is missing

What the defect means. The claimant's transfer story requires the note to move from one identified holder to another, but the face of the note and any attached allonge do not show the endorsement needed to connect those parties. The missing endorsement can create a gap between the party that previously held the instrument and the party now asserting enforcement rights.

What to examine. Compare every produced copy of the note, including copies filed in prior litigation, servicing files, collateral files, foreclosure pleadings, and bankruptcy exhibits. Determine whether an endorsement appears on later versions that was absent from earlier versions. Identify the signer, capacity, employer, authority, date of execution, and whether the endorsement was made before the present claimant acquired whatever rights it asserts.

Why it matters in bankruptcy. If the claimant's right to enforce depends on a transfer that the endorsement is supposed to evidence, the missing link should be put directly into the claim objection or other appropriate proceeding. The filer should require competent evidence explaining how the claimant obtained enforcement rights rather than allowing an unexplained gap to be treated as established fact.

Allonge is defective or cannot be authenticated

What the defect means. An allonge is a separate sheet used for endorsements when endorsements are not placed directly on the note. A problem arises when the claimant cannot reliably show that the allonge belongs to this note, when or by whom it was created, whether it was properly associated with the note, or whether the signer had authority to endorse on behalf of the named entity.

What to examine. Obtain every historical copy of the note and compare whether the allonge appears consistently. Check page numbering, staples or attachment marks, loan identifiers, borrower names, dates, signatures, corporate titles, imaging dates, and custodian records. Ask the custodian to explain when the allonge entered the collateral file and how the file-management system links it to the original note.

Why it matters in bankruptcy. When the allonge supplies the only endorsement connecting the note to the present claimant, its authenticity can become a central evidentiary issue. If the claimant cannot authenticate the document through competent testimony and records, the debtor can challenge reliance on that document and require the court to decide whether the alleged transfer has actually been proven.

Different copies contain inconsistent endorsements

What the defect means. Copies of what is represented as the same note contain materially different endorsements, allonges, stamps, dates, or pages. One version may show no endorsement while another later version shows an endorsement in blank or to a particular entity. That inconsistency raises a factual question about when the document changed and which version accurately reflects the instrument's history.

What to examine. Build a side-by-side chronology of every note copy from origination through the present case. Record the source, production date, page count, endorsement placement, allonge, imaging metadata where available, and the proceeding in which each copy was used. Depose or examine the custodian or records witness about why the versions differ and when each endorsement was added.

Why it matters in bankruptcy. The inconsistency can undermine authentication and the claimed transfer chronology. It can also expose whether a document necessary to standing or secured status appeared only after collection activity began. The debtor should isolate the exact difference and require the claimant to explain it under oath rather than relying on a generalized allegation that the paperwork is inconsistent.

Mortgage assignment is missing

What the defect means. The public record or the claimant's own transfer history does not contain an assignment needed to connect one asserted mortgage holder to the next. The absence may leave a documented gap between the mortgagee appearing in one instrument and the entity now claiming the lien.

What to examine. Obtain certified copies of recorded instruments, the claimant's complete assignment history, merger or succession documents, powers of attorney, mortgage schedules, and any document relied upon to say the mortgage followed another transfer by operation of law. Compare execution dates, recording dates, effective dates, legal descriptions, and parties against the note-transfer chronology.

Why it matters in bankruptcy. A missing recorded document is not automatically fatal in every jurisdiction or circumstance, but the claimant must still establish the legal path by which it acquired the mortgage interest it seeks to enforce. The filer should force the claimant to identify that path specifically. If the missing link cannot be established under applicable law, the asserted lien or the claimant's authority to enforce it becomes a concrete issue for claim litigation or a lien-determination adversary proceeding.

Assignor had no demonstrated interest to assign

What the defect means. A document purports to transfer the mortgage from Entity A to Entity B, but the records do not show that Entity A possessed the mortgage interest it purported to transfer at the time of the assignment. The defect focuses on the basic question: what did the assignor actually own or control on the date it signed?

What to examine. Trace the assignor's incoming assignment or other source of authority, corporate succession, merger records, agency agreements, powers of attorney, servicing authority, and the note-transfer history. Pay close attention to whether the assignor is signing as owner, nominee, servicer, attorney-in-fact, or another capacity, because each claimed capacity requires a different evidentiary foundation.

Why it matters in bankruptcy. A party cannot strengthen a secured claim merely by producing a transfer document without proving the transferor's authority. If the assignor lacked the interest or agency power necessary to make the transfer, the assignment may fail to establish the claimed chain. The debtor should connect that defect directly to the claimant's inability to prove the lien or its authority to enforce it.

Assignment occurred after the purported transfer

What the defect means. The claimant says the loan or mortgage was transferred on an earlier date, but the document offered as proof was executed substantially later. The key question is whether the later assignment merely memorializes an earlier valid transfer or whether it is being used to create a link that did not previously exist.

What to examine. Compare the stated effective date, execution date, notarization date, recording date, securitization closing date, servicing-transfer date, foreclosure filing date, bankruptcy petition date, and the date the claimant first asserted ownership or enforcement rights. Obtain the underlying sale, transfer, schedule, custody, and accounting records that allegedly prove the earlier transfer independently of the later assignment.

Why it matters in bankruptcy. Timing can determine whether the claimant had the asserted rights when it filed a proof of claim, sought stay relief, or commenced enforcement. A document created after the fact should not be allowed to substitute silently for evidence of the earlier transaction. The debtor should require the claimant to prove the underlying transfer itself and explain the purpose and authority for the later instrument.

Originator-to-sponsor transfer is unsupported

What the defect means. In the securitization story relied upon by the claimant, the loan was supposed to move from the originating lender into a sponsor or aggregator, but the claimant cannot produce competent records establishing that first transfer. If that step is necessary to its claimed chain, every later step depends on it.

What to examine. Request the mortgage-loan purchase agreement or other transfer instrument actually relied upon, loan schedules identifying the specific loan, wire or settlement records where relevant, custodial delivery records, servicing boarding data, and representations identifying the seller and buyer. Do not accept a generic securitization document as proof that this particular loan was included; identify the loan-level evidence.

Why it matters in bankruptcy. The purpose is to test whether the claimant can connect this specific obligation to the securitization chain it invokes. If the first transfer cannot be established, the debtor has a concrete basis to question later claimed transfers and to seek discovery concerning how the present claimant acquired its asserted rights.

Sponsor-to-depositor transfer is unsupported

What the defect means. The securitization structure calls for the sponsor or seller to convey the mortgage loans to a depositor before the loans are conveyed into the trust, but the claimant cannot establish the loan-level transfer through the depositor. The depositor is often the intermediate entity used to place the asset into the issuing trust.

What to examine. Identify the sponsor, depositor, relevant sale agreement, mortgage-loan schedule, closing documents, transfer certificates, and custodian acknowledgments. Confirm that the subject loan is actually identified and that the transfer chronology matches the dates asserted by the claimant. Compare these records with assignments and servicing data for contradictory ownership descriptions.

Why it matters in bankruptcy. If the claimant’s authority depends on the loan having reached the trust through this intermediate transfer, an unsupported sponsor-to-depositor step can expose a gap in the chain relied upon to prove the present secured claim. The debtor should make the claimant prove the actual transfer of this loan, not merely the existence of a securitization structure capable of receiving loans.

Depositor-to-trust transfer is unsupported

What the defect means. The claimant says the mortgage loan became an asset of a securitization trust, but cannot establish the transfer from the depositor into that trust. This is often the transaction that is supposed to place legal or beneficial control of the mortgage loan into the securitization vehicle.

What to examine. Obtain the pooling and servicing agreement or trust agreement actually relied upon, the mortgage-loan schedule, transfer or assignment instruments, custodian certifications, exception reports, closing documentation, and records identifying the subject loan. Determine whether the loan was accepted, rejected, substituted, repurchased, or released from the trust.

Why it matters in bankruptcy. If the present claimant acts for the trust, it should be able to establish that the trust acquired the relevant loan or interest. Failure to prove that transfer can undermine the asserted connection between the trust and the property. The debtor can use that gap to demand discovery and a judicial determination of who, if anyone, holds the enforceable lien interest.

Trust cannot demonstrate receipt of the loan

What the defect means. Even when transaction documents describe a process for transferring loans into a trust, the available records do not establish that the trust or its custodian actually received this mortgage loan and its required collateral documents. A transaction structure is not the same thing as proof that a particular asset entered it.

What to examine. Request loan schedules, custodian receipts, collateral-file certifications, exception reports, document inventories, trust accounting records, servicing boarding records, and any later release, substitution, repurchase, or reconveyance records. Compare the loan identifiers across each source and determine whether the custodian noted missing documents at closing.

Why it matters in bankruptcy. If trust ownership or trustee authority is the foundation of the proof of claim or stay-relief motion, the claimant should establish the trust’s connection to the specific loan. A failure of receipt evidence may justify focused discovery and may become part of an adversary proceeding seeking a determination of the lien or other property interest.

Custodian cannot establish possession history

What the defect means. The entity responsible for safeguarding the original mortgage documents cannot provide a continuous, reliable history showing when the note entered custody, when it was released, to whom it was released, and when it returned. Unexplained movement of the original can create uncertainty about possession at legally significant times.

What to examine. Demand the custodian's intake records, document inventories, exception reports, release requests, shipping records, bailee letters, foreclosure releases, attorney receipts, imaging logs, return confirmations, and current vault location. Compare the custody dates with endorsements, assignments, foreclosure filings, proof-of-claim dates, and declarations claiming possession.

Why it matters in bankruptcy. A custody history can corroborate—or contradict—the claimant's account of when it obtained enforcement rights. If the custodian cannot establish possession when possession is material to the claimant's theory, the debtor can challenge testimony based on unsupported assumptions and require the claimant to prove the missing period through competent evidence.

Servicer cannot establish delegated authority

What the defect means. The servicer collects payments or appears in court but cannot establish who authorized it to act, the scope of that authorization, or whether the authorization remained effective when the challenged act occurred. Servicing activity by itself does not answer every question about ownership or enforcement authority.

What to examine. Identify the entity for which the servicer claims to act and demand the servicing agreement, subservicing agreement, power of attorney, limited signing authority, transfer notice, trustee direction, or other delegation actually relied upon. Determine whether the authority includes filing proofs of claim, executing assignments, seeking stay relief, directing foreclosure, negotiating modifications, receiving payoff funds, or releasing liens.

Why it matters in bankruptcy. Each requested remedy should be tied to actual authority. If the servicer cannot establish the delegation necessary for the act it is taking, the debtor can challenge the servicer's capacity, the foundation for its witness testimony, or the authority behind the proof of claim or motion.

The claimant relies on a questionable or robo-signed assignment to fill an otherwise missing link in the chain

What the defect means. A document essential to the claimant's transfer chain was executed by a signer whose personal knowledge, corporate capacity, authorization, or document-review process is questionable. The concern becomes especially serious when the assignment appeared only after enforcement began and is the only document filling an otherwise missing link.

What to examine. Identify the signer's employer, title, signing authority, powers of attorney, corporate resolutions, number and type of entities for which the person signed, notary, execution location, and what records were reviewed before signing. Compare the signature and claimed capacity across other recorded assignments. Determine whether the document memorializes a preexisting transfer or purports to create one.

Why it matters in bankruptcy. Do not stop at the label "robo-signer." Attack the specific evidentiary function of the document. If the claimant needs that assignment to establish ownership, standing, or lien rights, require authentication and competent testimony proving the signer's authority and the underlying transaction. A failure at that point can affect the claimant's ability to prove the secured chain.

Notarization or execution is defective

What the defect means. The assignment, affidavit, power of attorney, or other instrument contains an execution or acknowledgment problem: inconsistent dates, missing acknowledgment, questionable notary commission information, signature irregularities, improper corporate capacity, or facts suggesting the document was not executed in the manner represented.

What to examine. Compare execution and acknowledgment dates, the notary's commission and jurisdiction, signer identity and capacity, witness requirements where applicable, corporate resolutions, powers of attorney, recording requirements, and other versions of the instrument. Obtain the notary journal or related evidence when legally available and material.

Why it matters in bankruptcy. The consequence depends on the type of defect and governing law. The strategic point is to determine whether the challenged document is admissible, recordable, authentic, or legally effective for the purpose for which the claimant offers it. If the document is necessary to complete the lien chain, an execution defect can become a direct issue in proving secured status.

Claimant differs from the alleged noteholder or mortgage holder

What the defect means. The entity filing the proof of claim or demanding relief is not the same entity identified elsewhere as noteholder, mortgage holder, owner, trustee, or beneficiary, and the records do not clearly explain the relationship among them. Different entities can lawfully perform different roles, but the authority connecting those roles must be established.

What to examine. Create a role chart naming the claimed owner, noteholder, mortgagee, trustee, custodian, master servicer, subservicer, claimant, movant, and payee. For each entity, identify the document granting its authority and the date that authority became effective. Compare the proof of claim, stay-relief motion, servicing statements, assignments, foreclosure pleadings, and title records.

Why it matters in bankruptcy. The court should not be forced to assume that one entity may exercise another entity's rights. When the claimant and alleged holder differ, require the claimant to prove whether it acts as owner, holder, authorized agent, servicer, trustee, or another legally recognized capacity and why that capacity authorizes the specific remedy requested.

Lien was not properly perfected

What the defect means. A security interest may have been created between the original parties, but the steps required to make that interest effective against third parties were not completed correctly or cannot be proven. For real property, recording and state-law requirements are central; other collateral may involve different perfection rules.

What to examine. Review the original mortgage or security instrument, recording date and book/page or instrument number, legal description, acknowledgments, indexing, assignments, releases, modifications, fixture filings, UCC filings where relevant, and any defects in the public record. Determine what law governs perfection of each category of collateral.

Why it matters in bankruptcy. Perfection is different from merely proving that a contract exists. Bankruptcy can make perfection defects especially important because trustee or debtor-in-possession avoidance powers may affect interests that were not perfected as required. The debtor should identify the precise defect and the statutory consequence sought rather than simply asserting that the lien is "bad."

Proof of claim conflicts with underlying documents

What the defect means. The bankruptcy proof of claim states an owner, amount, arrearage, interest rate, lien status, collateral description, payment history, or default that does not reconcile with the note, mortgage, assignments, servicing history, account statements, or other supporting records.

What to examine. Recalculate principal, interest, default interest, escrow, suspense balances, advances, late charges, legal fees, property-inspection charges, credits, and payment application from the underlying transaction history. Compare the claimant name and secured status against assignments and authority documents. Identify every numerical and documentary inconsistency in a written reconciliation schedule.

Why it matters in bankruptcy. The proof of claim is the claimant's formal demand against the estate. A material conflict provides a concrete basis for a claim objection and discovery. Even when the underlying debt survives, correcting the claim can reduce the allowed amount, eliminate unsupported charges, expose an authority problem, or establish that the claimant has not proven the secured treatment it requests.

4. Connect the Defect to Secured Status

The argument must then make the legal connection:

> **The identified defect is not merely a paperwork irregularity.** It concerns an essential link required to establish that this claimant possesses an enforceable security interest against this property.

Therefore:

If the claimant cannot establish the validity, transfer, assignment, possession, or authority required to connect the enforceable obligation to the asserted mortgage lien, the debtor has a basis to challenge secured treatment. If the identified problem is perfection rather than validity, analyze the separate consequences for priority and avoidance instead of assuming the lien automatically disappears.

5. Separate the Remaining Debt From the Failed Lien

This is the critical argument:

> **The debtor does not necessarily contend that no monetary obligation can exist. The debtor contends that the claimant has failed to establish that the alleged obligation is secured by an enforceable lien held by this claimant against this property.**

Therefore:

> **Debt proven + lien not proven = potential unsecured claim rather than an established secured claim.**

6. Force the Claimant to Prove Every Element

Require proof of:

- **WHO** owns or controls the obligation?
- **WHO** possesses or is entitled to enforce the note?
- **WHO** holds the mortgage interest?
- **HOW** did each interest reach that party?
- **WHEN** did each transfer occur?
- **WHAT** documents establish each transfer?
- **WHO** had authority to execute those documents?
- **WHERE** is the original note?
- **WHO** has custody of it?
- **WHO** authorized the servicer?
- **HOW** was the lien perfected?
- **WHY** is the present claimant entitled to enforce it?

7. Bankruptcy Argument

The claimant may establish that an obligation exists, but that does not by itself establish the asserted secured treatment. The claimant must separately establish the valid lien or security interest it relies upon and its authority to enforce that interest against the property. Perfection and priority must also be examined, but a perfection defect should be tied to the particular consequence provided by applicable law — including possible avoidance or priority consequences — rather than treated as automatic destruction of the lien. Accordingly, the debtor disputes secured treatment to the extent the claimant cannot establish the lien, enforcement authority, or other legally necessary element.

8. Requested Result

The debtor asks the bankruptcy court to determine:

Is the debt allowable?

Then separately:

Is the claim secured?

If the obligation is established but the lien is not:

> **The debtor requests that the court determine whether the claimant has established a valid lien and authority to enforce it against the property, and separately determine the legal consequence of any perfection or priority defect. Secured treatment should be denied or limited only to the extent authorized by the resulting lien, avoidance, priority, and claim rulings.**

> **TRANSLATED PLAINLY**
> **Core rule:** Proving a debt is not the same thing as proving an enforceable lien. Make the claimant prove both. If the debt is established but the lien is not, challenge secured treatment rather than voluntarily conceding it.

Complete Bankruptcy Sequence — From Debt Chain Audit to Quiet Title and Finality

EASY READING

A farmer or homeowner should not spend years paying or defending one claimant after another without first determining who actually has an enforceable interest in the property. The strategy is to use the bankruptcy case to investigate the debt, force the claimant to prove every necessary link, identify every genuine title or lien defect, and then—before the long-term restructuring is finally locked in—use an adversary proceeding to obtain a binding determination of the liens and property interests. Where the facts and applicable law support it, that proceeding can include quiet-title or declaratory relief designed to remove unsupported clouds from title.

1. Understand the Debt Before Defending the Property

To exercise every property right intelligently, the filer must understand that a modern mortgage debt is not one simple object. The same transaction can involve several legally different components:

- **The underlying debt** — the borrower's monetary obligation.
- **The promissory note** — the instrument evidencing the obligation and the rights of the person entitled to enforce it.
- **The mortgage or lien** — the security interest connecting the obligation to specific property.
- **Servicing rights** — authority to collect payments, administer the account, and perform specified servicing functions.
- **Ownership or beneficial economic interests** — the economic interests created when the loan is sold, pooled, securitized, pledged, or otherwise financed.
- **The securitization trust** — when applicable, the vehicle into which the mortgage loan is claimed to have been transferred.
- **Trustee and custodian functions** — entities responsible for trust administration or physical/electronic custody of mortgage documents.
- **Enforcement authority** — the authority to file a proof of claim, seek stay relief, enforce the note, foreclose the mortgage, receive payment, or release the lien.

Why the 2008 financial crisis matters. The crisis exposed the consequences of mass loan transfers, securitization, servicing transfers, missing documentation, inconsistent assignments, lost-note problems, and robo-signing. Mortgage securitization continues today. The lesson for the filer is not that securitization automatically destroys a debt; it is that every entity demanding payment or property rights should be required to prove the specific authority it claims.

2. Follow the Legal and Enforcement Chain

Map the claimed chain from origination to the party presently demanding relief:

Borrower → Originator → Seller/Sponsor → Depositor → Securitization Trust → Trustee → Document Custodian → Master Servicer/Subservicer → Present Claimant or Movant.

For each link ask: **what was transferred, by whom, to whom, on what date, through what instrument, and with what authority?** Investors in mortgage-backed securities ordinarily hold interests in the securities or trust economics rather than each individually signing the borrower's mortgage enforcement documents. The debtor-side audit therefore concentrates on the legal chain of the loan, lien, custody, servicing, and enforcement authority.

3. Audit the Chain for Specific Defects

Do not merely say "the chain is broken." Identify the exact defect and the document necessary to prove or disprove it.

Note and endorsement defects

- Original note cannot be located or adequately accounted for.
- Necessary endorsement is missing.
- Endorsement identifies the wrong entity, loan, or transferee.
- Endorsement is undated and timing is material.
- Endorsement appears backdated or created after enforcement began.
- Blank endorsement raises provenance or authority questions.
- Allonge cannot be reliably connected to the note or authenticated.
- Different copies contain inconsistent endorsements or allonges.
- Claimant relies on lost-note rights but cannot satisfy the applicable requirements.

Mortgage-assignment defects

- Missing assignment or unexplained gap between assignments.
- Assignment by an entity that had no demonstrated interest to transfer.
- Assignment after the assignor ceased to exist.
- Signer lacked demonstrated authority.
- Wrong assignor, assignee, borrower, legal description, or recording information.
- Conflicting assignments of the same mortgage.
- Assignment to one entity while another asserts enforcement rights.
- Assignment created after foreclosure or bankruptcy commenced and relied upon to establish an earlier right.

Note-versus-mortgage defects

- Note transfer is asserted but the mortgage transfer is unexplained.
- Mortgage assignment exists but note ownership or enforcement rights are unexplained.
- Claimed noteholder differs from the claimed mortgage holder without an established legal connection.
- Servicer cannot explain how the note, mortgage, owner, and enforcement party connect.
- Transfer dates or chains conflict across documents.

Securitization and custody defects

- Originator-to-sponsor, sponsor-to-depositor, or depositor-to-trust transfer cannot be documented where that transfer is necessary to the claimant's theory.
- The loan cannot be matched to the trust or schedules relied upon by the claimant.
- The identified trust conflicts with other ownership records.
- Transfer dates conflict with the claimed securitization chronology.
- Custodial records do not establish receipt or possession of the mortgage file.
- Physical possession of the original note is unexplained or begins only after enforcement commenced.
- Original documents were released and their later custody cannot be established.
- Claimed trust ownership conflicts with later assignments or servicing records.

Servicing, real-party-in-interest, and ownership defects

- Servicer cannot produce evidence of delegated authority.
- Servicing rights changed but authority records are incomplete.
- Former servicer continues acting after transfer.
- Subservicer cannot connect its authority to the master servicer, owner, or trustee.
- Proof of claim is filed by one entity while stay relief or foreclosure is pursued by another.
- Bankruptcy claimant differs from the creditor identified in servicing or title records.
- Multiple entities simultaneously claim ownership or enforcement rights.
- No party can clearly explain who owns, holds, services, and enforces the obligation.

Accounting and document-integrity defects

- Payment histories do not transfer correctly between servicers.
- Missing periods, unexplained principal adjustments, duplicate charges, suspense-account errors, escrow discrepancies, or unsupported fees.
- Different entities report materially different balances.
- Proof-of-claim amount cannot be reconciled to underlying records.
- Questionable notarization, impossible execution dates, altered records, missing pages, inconsistent loan numbers, or multiple conflicting versions of the same document.

NOTE AND ENDORSEMENT DEFECTS

Original note cannot be located or adequately accounted for

What the defect means. The claimant is asserting rights arising from a promissory note but cannot identify the location of the original instrument or provide a reliable explanation of its custody. With a paper negotiable note, possession, endorsements, and the legal basis for enforcement can be important to determining who may enforce the obligation.

What to examine. Compare every produced copy of the note; all endorsements and allonges; collateral-file inventories; custodian certifications; document-release logs; bailee records; prior foreclosure exhibits; lost-note

affidavits; and the dates on which the claimant or custodian says possession began. Reconcile those dates with assignments, the proof of claim, securitization records, and any enforcement activity.

Why it matters in bankruptcy. The point is not simply to demand a piece of paper. The filer is testing whether the claimant can prove the legal route from the original obligation to the present enforcement claim. A material custody failure may support focused discovery, authentication objections, a real-party-in-interest challenge, or a dispute over secured treatment when that missing proof is necessary to establish the lien.

NOTE AND ENDORSEMENT DEFECTS

Necessary endorsement is missing

What the defect means. The claimant's transfer theory requires the note to pass from one person or entity to another, but the note and any attached allonge do not show the endorsement that would ordinarily evidence that step. The result may be an unexplained gap between a prior holder and the party now asserting enforcement rights.

What to examine. Obtain every version of the note from the current servicer, prior servicers, foreclosure files, custodians, bankruptcy filings, and collateral records. Determine whether a later-produced copy contains an endorsement that was absent earlier. Identify the signer, capacity, employer, authority, and the date the endorsement was placed on the instrument.

Why it matters in bankruptcy. If the asserted right to enforce depends upon a transfer that is not established by the documents or other competent evidence, the debtor can force the claimant to explain and prove the missing step. The significance depends on applicable state law and the claimant's actual enforcement theory, so the defect should be tied to the precise right the claimant is asserting.

NOTE AND ENDORSEMENT DEFECTS

Endorsement identifies the wrong entity, loan, or transferee

What the defect means. The endorsement exists, but its names, loan information, or transferee do not match the chain the claimant relies upon. A mismatch can mean that the document belongs to another transaction, that a transfer was recorded incorrectly, or that the claimant's present chain cannot be reconciled with the instrument itself.

What to examine. Compare the endorsement with the borrower name, original lender, loan number, property address, note date, assignments, allonges, servicing transfer notices, and trust records. Check whether abbreviations, mergers, name changes, or successor relationships explain the discrepancy before treating it as a true break.

Why it matters in bankruptcy. A material mismatch can undermine authentication or the asserted transfer path. In bankruptcy, the debtor should identify the exact inconsistency and require evidence showing how the named endorsee connects to the present claimant rather than allowing the discrepancy to be ignored as a generic paperwork issue.

NOTE AND ENDORSEMENT DEFECTS

Endorsement is undated and timing is material

What the defect means. An undated endorsement may make it difficult to determine when the note was transferred or when the present claimant obtained the rights it says it held at a particular point in time. The absence of a date is

not automatically fatal, but timing can become critical when standing, trust transfer dates, or prepetition enforcement rights are disputed.

What to examine. Compare earlier and later copies of the note, imaging dates, custodian intake records, bailee logs, servicing records, assignment dates, trust closing dates, foreclosure filings, and bankruptcy pleadings. Determine the earliest reliable evidence showing the endorsement actually existed.

Why it matters in bankruptcy. The debtor should use the missing date to test whether the claimant had the required rights when it filed a proof of claim, sought stay relief, or commenced enforcement. The legal consequence depends on governing law, but an unexplained timing problem can justify discovery and can weaken an assertion that the transfer unquestionably occurred before the relevant enforcement event.

NOTE AND ENDORSEMENT DEFECTS

Endorsement appears backdated or created after enforcement began

What the defect means. A later-created endorsement presented as evidence of an earlier transfer raises a document-integrity and timing issue. The key distinction is between a document that merely memorializes an earlier completed transaction and a document created later to supply an element that did not previously exist.

What to examine. Collect every historical copy of the note, filing date stamps, custodian scans, servicing-system images, metadata where legitimately available, deposition testimony, corporate signing resolutions, and records showing when the endorsement was authorized and applied. Compare the chronology with foreclosure, stay-relief, and bankruptcy filing dates.

Why it matters in bankruptcy. If the claimant needed a particular right at the time it sought relief, later paperwork may not automatically prove that the right existed earlier. The debtor should force the claimant to establish the underlying transaction and timing with competent evidence and should raise authenticity, standing, or evidentiary objections when the chronology materially conflicts.

NOTE AND ENDORSEMENT DEFECTS

Blank endorsement raises provenance or authority questions

What the defect means. A blank endorsement can make an instrument payable to bearer under applicable commercial law, but the existence of a blank endorsement does not answer every factual question. The filer may still need to determine who signed it, whether that person had authority, when it was placed on the note, and how the present claimant obtained possession.

What to examine. Examine the original note, high-quality copies, signing resolutions, powers of attorney, custodian certifications, historical note images, possession records, allonges, and prior pleadings. Compare signatures and determine whether the blank endorsement appears consistently across versions produced at different times.

Why it matters in bankruptcy. The bankruptcy issue is not that a blank endorsement is inherently defective. The issue is whether the claimant can authenticate the endorsement and connect possession of the endorsed instrument to its present enforcement authority. Provenance problems can become important when versions conflict or when possession began only after enforcement was already underway.

NOTE AND ENDORSEMENT DEFECTS

Allonge cannot be reliably connected to the note or authenticated

What the defect means. An allonge is a separate sheet used to carry endorsements. A problem arises when the claimant cannot reliably establish that the produced allonge belongs to this note, was executed by an authorized person, and became part of the instrument in the manner required by applicable law.

What to examine. Compare page formatting, loan identifiers, staple or attachment evidence where relevant, scan histories, custodian inventories, earlier copies of the note, endorsement signatures, corporate authority records, and versions filed in previous proceedings. Determine whether the allonge suddenly appears only in later litigation.

Why it matters in bankruptcy. If the allonge supplies the essential endorsement connecting the claimant to the note, authentication and provenance become central. The debtor should require the claimant to prove that the allonge is genuinely part of the instrument rather than accepting a detached endorsement sheet without a reliable documentary history.

NOTE AND ENDORSEMENT DEFECTS

Different copies contain inconsistent endorsements or allonges

What the defect means. When one copy of the note differs materially from another, the question becomes which version accurately reflects the instrument and when each endorsement or allonge appeared. Inconsistency may result from incomplete scanning, later endorsements, or a more serious document-integrity problem.

What to examine. Create a side-by-side chronology of every copy obtained from prior litigation, servicers, custodians, foreclosure counsel, bankruptcy filings, and discovery. Record production dates, page counts, endorsements, allonges, signatures, and image characteristics. Ask the custodian and servicer to explain every difference.

Why it matters in bankruptcy. Conflicting versions can undermine authentication and credibility if the claimant cannot provide a coherent explanation. In bankruptcy, the debtor should make the comparison part of the evidentiary record and use discovery to determine whether the missing or added endorsement is a legitimate later event or an unsupported attempt to complete the chain.

NOTE AND ENDORSEMENT DEFECTS

Claimant relies on lost-note rights but cannot satisfy the applicable requirements

What the defect means. A claimant that cannot produce the original note may attempt to enforce under a lost-instrument statute or comparable state-law rule. That route generally has its own elements; the claimant does not automatically obtain enforcement rights merely by saying the note was lost.

What to examine. Identify the precise lost-note statute relied upon and obtain the lost-note affidavit, prior possession records, circumstances of loss, copy of the instrument, transfer history, indemnity or protection proposed against competing claims, custodian records, and evidence showing that the claimant or its predecessor possessed enforceable rights before the loss.

Why it matters in bankruptcy. The debtor should test each statutory element separately. If the claimant cannot establish the required facts, the court may reject that particular enforcement theory. This is especially important when the missing original creates a realistic risk that another party could later claim the same instrument.

MORTGAGE-ASSIGNMENT DEFECTS

Missing assignment or unexplained gap between assignments

What the defect means. The recorded or produced mortgage assignments do not connect the original mortgagee to the entity now asserting the lien. A gap can result from an unrecorded transfer, merger, operation of law, or an actual missing transfer; the debtor should not assume which explanation applies.

What to examine. Build a chronological assignment table from county land records, original closing documents, MERS records if relevant, servicing transfers, corporate merger records, trust documents, and every assignment produced in litigation. Identify the interest each assignor actually held on the date of the supposed transfer.

Why it matters in bankruptcy. The debtor should force the claimant to explain the missing link and the legal mechanism by which the mortgage interest reached the present party. If the gap cannot be established by competent evidence, it may affect the claimant's ability to prove the lien or its authority to obtain property-specific relief.

MORTGAGE-ASSIGNMENT DEFECTS

Assignment by an entity that had no demonstrated interest to transfer

What the defect means. An assignment can transfer only the interest the assignor legally had. If the documents show that the assignor previously transferred away the mortgage, never acquired it, or was merely a party with limited administrative authority, the later assignment may require a separate legal explanation.

What to examine. Determine exactly what the assignor owned or controlled on the execution date. Examine prior assignments, mergers, powers of attorney, agency agreements, MERS authority if relevant, trust documents, servicing contracts, and the note-transfer history. Do not confuse servicing authority with ownership of the mortgage interest.

Why it matters in bankruptcy. If the assignor lacked the interest or authority necessary for the transfer being asserted, the debtor can challenge the assignment's effectiveness and require the claimant to establish an alternative valid path. The effect on secured status depends on applicable property and commercial law, but the defect should be tied directly to the claimant's asserted chain.

MORTGAGE-ASSIGNMENT DEFECTS

Assignment after the assignor ceased to exist

What the defect means. A document executed in the name of an entity that had dissolved, merged away, entered receivership, or otherwise ceased ordinary operations raises a question about who retained authority to act for that entity and whether a successor or receiver was required to execute the transfer.

What to examine. Check corporate registry records, FDIC receivership information where applicable, merger certificates, bankruptcy or dissolution records, successor documents, signing authority, powers of attorney, and the exact date the assignment was executed and notarized.

Why it matters in bankruptcy. The fact that an entity ceased ordinary operations does not by itself invalidate every later document; successors, receivers, or authorized agents may retain powers. The debtor's task is to require proof of that authority. If no valid authority exists, the assignment may fail as the link used to establish the present lien.

MORTGAGE-ASSIGNMENT DEFECTS

Signer lacked demonstrated authority

What the defect means. The assignment is signed, but the claimant has not shown that the signer was authorized to act for the named assignor in the capacity stated on the document. This is different from merely questioning the appearance of a signature; the issue is corporate or agency authority.

What to examine. Obtain corporate resolutions, limited powers of attorney, signing agreements, employment records, servicing agreements, MERS signing authority if invoked, deposition testimony, signature databases from legitimate records, and other documents establishing the signer's role on the execution date.

Why it matters in bankruptcy. If the assignment is necessary to connect the lien to the present claimant, lack of signing authority can become a material authentication and validity issue. In bankruptcy, the debtor should force the claimant to prove the signer's authority rather than treating the title printed beneath the signature as self-proving.

MORTGAGE-ASSIGNMENT DEFECTS

Wrong assignor, assignee, borrower, legal description, or recording information

What the defect means. The assignment contains information that does not match the loan or property at issue. Some errors may be harmless clerical mistakes; others may show that the instrument describes a different transaction or fails to identify the property interest the claimant says was transferred.

What to examine. Compare borrower names, property address, full legal description, parcel number, original recording book/page or instrument number, mortgage date, loan number, assignor, assignee, and county. Determine whether a corrective assignment exists and when it was created.

Why it matters in bankruptcy. The debtor should distinguish a correctable typo from a defect that prevents the instrument from identifying the relevant mortgage. If the claimant relies on the document as an essential link, require competent evidence establishing that the instrument actually transferred this mortgage and not some other asset.

MORTGAGE-ASSIGNMENT DEFECTS

Conflicting assignments of the same mortgage

What the defect means. Two or more assignments appear to transfer the same mortgage interest to different parties or along incompatible chains. This can create a direct competing-claim problem rather than a simple missing-document problem.

What to examine. Obtain certified land records, all versions of the assignments, execution and recording dates, powers of attorney, merger records, note-transfer records, servicing records, and any claim-transfer notices. Identify whether one document is a correction, rescission, duplicate, or an independent transfer.

Why it matters in bankruptcy. Competing assignments can be especially important because paying or recognizing one claimant may not resolve the other's asserted rights. In bankruptcy, the debtor may need a claim objection, adversary proceeding, joinder, interpleader-type relief, or quiet-title/lien determination so the court resolves which interest, if any, is enforceable.

MORTGAGE-ASSIGNMENT DEFECTS

Assignment to one entity while another asserts enforcement rights

What the defect means. The mortgage record identifies one assignee, but a different entity files the proof of claim, seeks stay relief, or demands foreclosure. That difference may be legitimate if the enforcing party is a servicer, trustee, agent, successor, or person entitled to enforce the note, but the relationship must be established.

What to examine. Compare the assignment, note endorsements, servicing agreements, powers of attorney, trust/trustee records, merger documents, claim-transfer notices, and declarations filed with the court. Ask the movant to identify the capacity in which it acts and the principal for whom it acts.

Why it matters in bankruptcy. The debtor should not assume that different names automatically defeat enforcement, nor should the debtor assume the relationship exists. Require the claimant to prove the legal connection between the recorded mortgage interest and the party requesting bankruptcy relief.

MORTGAGE-ASSIGNMENT DEFECTS

Assignment created after foreclosure or bankruptcy commenced and relied upon to establish an earlier right

What the defect means. A post-filing assignment may either memorialize an earlier transfer or attempt to create a right that was not previously held. The crucial issue is what legal interest existed at the time the claimant commenced enforcement or sought bankruptcy relief.

What to examine. Compare the assignment execution date, effective date, recording date, earlier transfer agreements, note possession, servicing records, trust records, declarations, and pleadings filed before the assignment existed. Ask the witness to distinguish the actual transfer from the later memorializing document.

Why it matters in bankruptcy. If standing or entitlement had to exist at an earlier date, a later assignment may not by itself establish that fact. The debtor should focus on the underlying transaction and require evidence that the relevant interest actually transferred before the enforcement event on which the claimant relies.

NOTE-VERSUS-MORTGAGE DEFECTS

Note transfer is asserted but the mortgage transfer is unexplained

What the defect means. The claimant can describe how the note supposedly moved but does not explain how the related mortgage interest follows or was transferred under the governing state law. Because the debt instrument and real-property lien are legally distinct components, the relationship should be traced rather than assumed.

What to examine. Examine the note endorsements, mortgage assignments, applicable mortgage language, state-law rules concerning transfer of a mortgage with the debt, MERS records if relevant, trust documents, servicing records,

and any declarations describing ownership and enforcement rights.

Why it matters in bankruptcy. The debtor's objective is to determine whether the claimant can connect its enforcement rights in the obligation to the lien it wants to enforce against the property. An unexplained relationship may support discovery or a lien-status dispute when the claimant cannot establish the required legal connection.

NOTE-VERSUS-MORTGAGE DEFECTS

Mortgage assignment exists but note ownership or enforcement rights are unexplained

What the defect means. A recorded mortgage assignment proves that a document purporting to transfer the mortgage was executed and recorded; it does not necessarily answer who possesses or is entitled to enforce the underlying note. The claimant must explain both sides of the asserted secured relationship.

What to examine. Obtain the original note or enforcement evidence, endorsements, allonges, possession records, assignment history, servicing authority, trust records, and any lost-note theory. Compare the party named in the mortgage assignment with the party that says it may enforce the note.

Why it matters in bankruptcy. If the claimant cannot connect the mortgage interest to an enforceable obligation held or enforced by the proper party, the debtor can challenge the assertion that this claimant has established secured enforcement rights against the property.

NOTE-VERSUS-MORTGAGE DEFECTS

Claimed noteholder differs from the claimed mortgage holder without an established legal connection

What the defect means. Different entities may legitimately occupy different roles in a securitized loan, but the claimant must establish how those roles fit together. A noteholder, mortgage holder, trustee, nominee, servicer, and beneficial owner are not automatically interchangeable labels.

What to examine. Ask each entity to identify its exact capacity. Review the note, mortgage, assignments, agency agreements, trust documents, servicing agreements, powers of attorney, and custody records. Determine who has economic ownership, who has possession, who holds title to the lien, and who is authorized to enforce.

Why it matters in bankruptcy. The bankruptcy court needs to know why the party seeking relief is legally entitled to that relief. An unexplained split in roles can support a real-party-in-interest challenge or a demand for a lien determination, especially where multiple entities assert inconsistent rights.

NOTE-VERSUS-MORTGAGE DEFECTS

Servicer cannot explain how the note, mortgage, owner, and enforcement party connect

What the defect means. A servicer may collect payments without owning the loan, and it may act for a trust or investor under delegated authority. If its witness cannot explain the relationship among the note, mortgage, owner, trustee, and servicer, the evidentiary foundation for the claimant's asserted authority may be incomplete.

What to examine. Request the servicing agreement or relevant authority document, limited powers of attorney, boarding records, owner/investor identification, note custody information, mortgage assignments, trust/trustee

information, and the witness's basis of knowledge. Separate what the servicer knows from what it merely received from a prior servicer.

Why it matters in bankruptcy. This defect matters when the servicer is the party filing the claim, seeking stay relief, demanding access, or testifying about ownership. The debtor can require a competent explanation of authority before allowing servicing status to substitute for proof of secured enforcement rights.

NOTE-VERSUS-MORTGAGE DEFECTS

Transfer dates or chains conflict across documents

What the defect means. Different records give different dates or sequences for the same transfer. For example, an assignment, trust schedule, servicing record, custodian certification, and declaration may place ownership or possession in different entities at the same time.

What to examine. Build a single timeline showing origination, every endorsement, assignment, servicing transfer, trust closing, custodian receipt, foreclosure filing, bankruptcy filing, proof of claim, and stay-relief motion. Put contradictory dates side by side and require witnesses to explain them.

Why it matters in bankruptcy. A coherent chain must withstand chronology. Material conflicts can undermine credibility, authentication, or the assertion that the claimant possessed the required rights at the relevant time. The debtor should use the timeline to transform a vague 'broken chain' allegation into a precise evidentiary dispute.

SECURITIZATION AND CUSTODY DEFECTS

Originator-to-sponsor, sponsor-to-depositor, or depositor-to-trust transfer cannot be documented where that transfer is necessary to the claimant’s theory

What the defect means. A typical private-label securitization may involve several conveyance stages before a trust becomes the claimed owner of the mortgage loan. If the claimant relies on that structure to establish ownership or authority but cannot document one or more required conveyances, the asserted chain may contain a factual gap.

What to examine. Review mortgage loan purchase agreements, assignment and assumption agreements, pooling and servicing agreements, mortgage loan schedules, conveyance exhibits, custodian certifications, SEC filings where applicable, assignment records, and testimony identifying the specific loan. Distinguish documents describing a transaction generally from evidence showing this particular loan was included.

Why it matters in bankruptcy. The debtor should not assume that every securitization document is required to prove enforcement under state law; the claimant's legal theory controls. But if the claimant depends on a particular transfer into the trust, it should be required to prove that transfer rather than relying only on the existence of the securitization structure.

SECURITIZATION AND CUSTODY DEFECTS

The loan cannot be matched to the trust or schedules relied upon by the claimant

What the defect means. The claimant identifies a securitization trust, but the available loan schedule, collateral list, or identifying information does not clearly show that this mortgage loan was part of that trust. Redactions and coding

can complicate the analysis, so absence from a public schedule is not automatically proof of exclusion.

What to examine. Compare loan number variants, original balance, property state, origination date, interest rate, maturity, borrower identifiers where lawfully available, servicing investor codes, custodian records, SEC exhibits, and internal trust schedules produced in discovery. Require the claimant to explain how the specific loan is matched to the trust.

Why it matters in bankruptcy. If trust ownership is the basis for the proof of claim or enforcement authority, failure to identify the loan can become a core factual problem. The debtor should seek competent loan-level evidence rather than treating a trust name printed on a pleading as proof that the trust actually acquired this asset.

SECURITIZATION AND CUSTODY DEFECTS

The identified trust conflicts with other ownership records

What the defect means. Different records identify different securitization trusts, investors, trustees, or owners for the same loan. The conflict may reflect a servicing code change, a transfer between investors, a naming variation, or a genuine inconsistency in ownership history.

What to examine. Collect servicing transfer notices, investor screens, proofs of claim, foreclosure pleadings, assignments, trust schedules, trustee declarations, SEC records, and correspondence identifying the owner. Record the exact legal name and date associated with each identification.

Why it matters in bankruptcy. A claimant cannot rely on inconsistent ownership descriptions without explanation when ownership or authority is disputed. The debtor should require the claimant to establish which trust or owner actually held the relevant interest at each material time and how any transfer between them occurred.

SECURITIZATION AND CUSTODY DEFECTS

Transfer dates conflict with the claimed securitization chronology

What the defect means. The date on an assignment, endorsement, custodian record, or alleged transfer does not fit the chronology the claimant gives for the securitization. The issue is not simply whether a transfer occurred after a trust closing date; the legal consequence depends on the trust documents, governing law, and the enforcement theory.

What to examine. Compare the trust closing date, cut-off date, acquisition provisions, assignment dates, note endorsements, custodian receipts, servicing boarding dates, repurchase records, and any provisions permitting substitutions or later acquisitions. Determine whether the claimant says the later document memorializes an earlier transfer.

Why it matters in bankruptcy. The debtor should use chronology as an evidentiary test. If the claimant's own theory requires acquisition by a certain time, conflicting dates may justify discovery and may undermine trust-ownership evidence. Avoid assuming that every post-closing document automatically voids the lien; prove why the timing matters to the asserted right.

SECURITIZATION AND CUSTODY DEFECTS

Custodial records do not establish receipt or possession of the mortgage file

What the defect means. The trust or claimant says a document custodian holds the collateral file, but the custodian's records do not show when the note, mortgage, assignments, and related documents were actually received, reviewed, or certified. A general custodial agreement does not necessarily prove custody of this loan.

What to examine. Obtain collateral-file inventories, exception reports, initial and final certifications, bailee letters, shipping manifests, document-release histories, imaged note copies, vault records, and testimony from the custodian or a competent records witness. Match every record to the specific loan.

Why it matters in bankruptcy. Custody can be an important link in proving possession and the securitization chain. If the claimant relies on custodian possession but cannot produce loan-level custody evidence, the debtor can challenge the factual foundation of that assertion and require proof before secured enforcement rights are accepted.

SECURITIZATION AND CUSTODY DEFECTS

Physical possession of the original note is unexplained or begins only after enforcement commenced

What the defect means. The claimant or custodian may presently possess the original note, but records suggest possession was obtained only after foreclosure, a stay-relief motion, or another enforcement event began. Present possession does not automatically answer whether the necessary rights existed at the earlier time.

What to examine. Establish the earliest documented custody date through vault records, bailee logs, shipping records, custodian certifications, prior note copies, deposition testimony, and counsel's representations in earlier proceedings. Compare that date with each enforcement event.

Why it matters in bankruptcy. If applicable law required the movant to possess or otherwise hold enforcement rights when it sought relief, the timing gap matters. The debtor should require evidence of the pre-enforcement right rather than allowing later possession to erase the chronology.

SECURITIZATION AND CUSTODY DEFECTS

Original documents were released and their later custody cannot be established

What the defect means. Custodian records may show that the original note or collateral file was released to a servicer, foreclosure counsel, prior custodian, or other party and was never reliably logged back in. The issue is a break in physical custody after a previously documented possession event.

What to examine. Request every document-release request, transmittal, shipping record, tracking number, receipt, bailee letter, return certification, vault entry, and subsequent imaging record. Identify the person and entity that received the file and what happened next.

Why it matters in bankruptcy. A release gap can weaken claims of continuous possession and can create authenticity questions if a different version later returns to the file. In bankruptcy, the debtor can use the gap to obtain targeted discovery and to test whether the present claimant can establish the possession history required by its enforcement theory.

SECURITIZATION AND CUSTODY DEFECTS

Claimed trust ownership conflicts with later assignments or servicing records

What the defect means. The claimant says the trust acquired the loan at one point, yet later assignments or servicing records identify another owner in a way that cannot be reconciled with the asserted trust ownership. Later documents may merely reflect nominee or servicing practices, but the contradiction requires explanation.

What to examine. Compare trust acquisition records, assignments, servicing investor codes, transfer notices, trustee reports, payoff statements, foreclosure pleadings, proofs of claim, and any subsequent sale or repurchase documents. Ask whether the loan left the trust and, if so, how and when.

Why it matters in bankruptcy. The debtor should force the claimant to reconcile the ownership history before accepting that the trust is the proper secured claimant. A later inconsistent record may reveal a transfer, repurchase, servicing error, or title defect that affects who may enforce or receive payment.

SERVICING, REAL-PARTY-IN-INTEREST, AND OWNERSHIP DEFECTS

Servicer cannot produce evidence of delegated authority

What the defect means. The servicer collects payments or appears in court but cannot produce the agreement, power, or other evidence showing that the owner, trustee, or person entitled to enforce authorized it to take the specific action at issue.

What to examine. Request the relevant servicing agreement, limited power of attorney, subservicing agreement, corporate resolution, trustee authorization, boarding records, investor identification, and any delegation relied upon for filing claims, seeking stay relief, negotiating, inspecting collateral, or executing assignments.

Why it matters in bankruptcy. Servicing status alone should not be used as a substitute for proving authority when authority is genuinely disputed. The debtor can require the servicer to establish the principal for whom it acts and the scope of its delegated powers before the court grants relief based on that authority.

SERVICING, REAL-PARTY-IN-INTEREST, AND OWNERSHIP DEFECTS

Servicing rights changed but authority records are incomplete

What the defect means. The loan moved from one servicer to another, yet the record does not clearly show when servicing authority changed, which entity retained records, or whether the successor received authority to perform all of the actions it now takes.

What to examine. Collect servicing-transfer notices, boarding files, goodbye/hello letters, payment histories, servicing agreements, data-transfer reports, powers of attorney, investor codes, and records showing the effective transfer date. Reconcile balances and authority before and after the change.

Why it matters in bankruptcy. Incomplete transfer records can affect both accounting reliability and the successor's evidentiary foundation. In bankruptcy, the debtor can require the current servicer to establish where its data came from, how prior records were validated, and what authority supports the actions it takes on behalf of the claimant.

SERVICING, REAL-PARTY-IN-INTEREST, AND OWNERSHIP DEFECTS

Former servicer continues acting after transfer

What the defect means. A servicer that supposedly transferred servicing continues sending demands, executing documents, filing pleadings, or receiving money after its authority should have ended. There may be a transition period or retained function, but the continuing role must be explained.

What to examine. Compare servicing-transfer effective dates, payment instructions, notices, court filings, assignments, powers of attorney, correspondence, and transaction records. Determine whether the former servicer acted as an authorized subservicer or merely continued without documented authority.

Why it matters in bankruptcy. This can create payment and standing confusion. The debtor should establish which servicer had authority on each date and should not allow two entities to exercise inconsistent control over the same claim without a clear explanation of their respective roles.

SERVICING, REAL-PARTY-IN-INTEREST, AND OWNERSHIP DEFECTS

Subservicer cannot connect its authority to the master servicer, owner, or trustee

What the defect means. A subservicer may perform day-to-day functions under delegation from a master servicer, but if the chain of delegation cannot be shown, the subservicer's authority to take litigation or property-specific actions may be disputed.

What to examine. Obtain the subservicing agreement, master servicing agreement, owner or trustee authority, powers of attorney, corporate resolutions, and documents identifying the specific loan as part of the serviced portfolio. Determine whether litigation and lien-enforcement powers were actually delegated.

Why it matters in bankruptcy. In bankruptcy, the debtor should require the subservicer to prove both ends of the agency chain: authority from the party above it and a connection to this particular loan. Missing delegation may support objections to declarations, proofs of claim, or motions filed in the subservicer's name or through its counsel.

SERVICING, REAL-PARTY-IN-INTEREST, AND OWNERSHIP DEFECTS

Proof of claim is filed by one entity while stay relief or foreclosure is pursued by another

What the defect means. Different entities can legitimately perform different functions, but the bankruptcy record should explain why one entity is the claimant while another seeks enforcement against the collateral. Without that explanation, the court may be presented with inconsistent assertions about who holds the claim and lien rights.

What to examine. Compare the proof of claim, attached note and mortgage, stay-relief motion, declarations, foreclosure complaint, servicing authority, assignments, trust documents, and any transfer of claim filed under the Bankruptcy Rules. Identify each party's claimed capacity.

Why it matters in bankruptcy. The debtor should force the parties to reconcile the discrepancy before secured relief is granted. This is a classic real-party-in-interest issue: the question is not whether the names differ, but whether the movant can prove the legal authority connecting it to the allowed claim and the collateral.

SERVICING, REAL-PARTY-IN-INTEREST, AND OWNERSHIP DEFECTS

Bankruptcy claimant differs from the creditor identified in servicing or title records

What the defect means. The name appearing on the bankruptcy claim does not match the entity identified in mortgage records, servicing statements, owner disclosures, or prior enforcement documents. The difference may be explained by servicing, assignment, merger, or trust relationships, but that connection should be documented.

What to examine. Create a party-role chart identifying claimant, noteholder, mortgage holder, servicer, trustee, owner, custodian, and counsel. Collect assignments, merger documents, servicing authority, claim transfers, ownership notices, and the documents attached to the proof of claim.

Why it matters in bankruptcy. The purpose is to prevent labels from substituting for proof. If the claimant cannot connect itself to the title and servicing records through a legally recognized relationship, the debtor can challenge the claim's secured status or the claimant's authority to obtain property-specific relief.

SERVICING, REAL-PARTY-IN-INTEREST, AND OWNERSHIP DEFECTS

Multiple entities simultaneously claim ownership or enforcement rights

What the defect means. Two or more parties appear to claim the same debt, note, mortgage, or right to collect. This is more serious than a paperwork inconsistency because the debtor may face the risk of paying or recognizing the wrong party.

What to examine. Collect every proof of claim, assignment, transfer notice, payment demand, owner disclosure, servicing statement, foreclosure filing, and correspondence. Require each claimant to identify the exact interest it claims and the legal source of that interest.

Why it matters in bankruptcy. Bankruptcy can be used to force competing parties into a single determination. The debtor should avoid guessing which party is correct and may seek claim objections, joinder, interpleader-type procedures, an adversary proceeding, or quiet-title/lien relief so entitlement is determined before final distributions or long-term plan treatment.

SERVICING, REAL-PARTY-IN-INTEREST, AND OWNERSHIP DEFECTS

No party can clearly explain who owns, holds, services, and enforces the obligation

What the defect means. The records may contain many entities, but no witness or document provides a coherent explanation of who owns the economic interest, who possesses or may enforce the note, who holds the mortgage interest, who services the account, and who has authority to seek relief.

What to examine. Demand a role-by-role identification supported by the note, mortgage, assignments, custody records, servicing agreements, powers of attorney, trust records, claim transfers, and competent testimony. Do not accept one entity's label as proof of another entity's authority.

Why it matters in bankruptcy. This is the cumulative chain problem. When no coherent authority map can be established, the debtor has a strong reason to insist that secured status and enforcement authority be adjudicated

before the property is surrendered or long-term payments are committed to a claimant whose legal position remains uncertain.

ACCOUNTING AND DOCUMENT-INTEGRITY DEFECTS

Payment histories do not transfer correctly between servicers

What the defect means. When servicing changes, the successor's payment history may omit transactions, alter posting dates, carry forward incorrect suspense balances, or fail to reflect payments and credits recorded by the predecessor. The debt amount can therefore become wrong even if the lien itself is valid.

What to examine. Obtain complete transaction histories from every servicer, bank statements, cancelled checks, ACH records, escrow histories, suspense-account ledgers, servicing transfer data, borrower statements, and payment application codes. Reconcile the ending balance of one servicer to the opening balance of the next.

Why it matters in bankruptcy. A proof of claim must state a supportable amount. Material boarding errors can reduce arrears, fees, interest, or principal and can affect feasibility and plan treatment. The debtor should force the claimant to reconcile the complete history rather than accepting the current servicer's starting balance as unquestionable.

ACCOUNTING AND DOCUMENT-INTEGRITY DEFECTS

Missing periods, unexplained principal adjustments, duplicate charges, suspense-account errors, escrow discrepancies, or unsupported fees

What the defect means. The account history contains mathematical or transactional irregularities that change the amount claimed. These problems can arise from servicing errors, force-placed insurance, escrow advances, corporate advances, fee capitalization, unapplied funds, or improper duplication.

What to examine. Perform a transaction-by-transaction reconciliation. Demand invoices and contractual authority for fees, escrow analyses, tax and insurance disbursements, suspense ledgers, corporate-advance detail, interest calculations, modification histories, and the contractual provision supporting each charge.

Why it matters in bankruptcy. Even where ownership and lien validity are established, the claimant still must prove the amount owed. Successful accounting objections can reduce the allowed claim, arrearage, adequate-protection demand, cure amount, or secured balance and can materially improve the restructuring plan.

ACCOUNTING AND DOCUMENT-INTEGRITY DEFECTS

Different entities report materially different balances

What the defect means. The servicer, prior servicer, claimant, trustee, credit report, payoff statement, foreclosure pleading, and proof of claim may state different principal or arrearage amounts that cannot be explained simply by time and accrued interest.

What to examine. Collect dated balance statements from every source and recreate the account as of common comparison dates. Separate principal, interest, escrow, fees, advances, suspense funds, and credits. Ask the claimant to produce a reconciliation showing exactly how one figure becomes another.

Why it matters in bankruptcy. A claimant seeking payment through bankruptcy should be able to explain its number. Unreconciled balances can undermine the proof of claim and may justify an objection, evidentiary hearing, accounting discovery, or reduction of the allowed amount.

ACCOUNTING AND DOCUMENT-INTEGRITY DEFECTS

Proof-of-claim amount cannot be reconciled to underlying records

What the defect means. The total asserted in the proof of claim does not mathematically follow from the note terms, payment history, arrearage statement, escrow records, and documented fees. A claim form is not a substitute for a supportable accounting.

What to examine. Recalculate principal from the last undisputed balance; verify interest rate changes; identify every payment and credit; compare escrow, late fees, attorney fees, advances, and other charges; and demand source records for each component. Check whether the claim includes amounts already paid, waived, capitalized, or discharged.

Why it matters in bankruptcy. This directly supports a claim objection. The debtor can concede nothing about the amount merely because a proof of claim was filed and should require the claimant to establish a coherent calculation before the plan is forced to treat the asserted number as allowed.

ACCOUNTING AND DOCUMENT-INTEGRITY DEFECTS

Questionable notarization, impossible execution dates, altered records, missing pages, inconsistent loan numbers, or multiple conflicting versions of the same document

What the defect means. These are document-integrity defects. They do not all have the same legal consequence, but each raises the question whether the document being offered is authentic, complete, accurately dated, and actually connected to this loan and transaction.

What to examine. Preserve every version. Compare signatures, notary blocks, dates, page counts, recording data, loan identifiers, formatting, metadata where legitimately discoverable, custodian copies, prior court filings, and corporate authority. Obtain testimony from the signer, notary, custodian, or records witness when the discrepancy is material.

Why it matters in bankruptcy. A document that cannot be authenticated or reliably connected to the transaction may be excluded or given less weight, and if that document is the necessary bridge proving assignment, ownership, lien status, or authority, the defect can affect the claimant's substantive case. The debtor should identify the exact defective fact and the exact legal proposition that depends on it.

ROBO-SIGNER AUDIT. Determine who signed the assignment, affidavit, declaration, or servicing document; the entity for which the signer claimed to act; the corporate authority supporting that role; what records the signer actually reviewed; whether the notarization was proper; when the document was really created; and whether the document was produced only after enforcement began to fill a missing link in the chain. A questionable signature matters most when that document is necessary to establish ownership, transfer, lien status, standing, or enforcement authority.

4. Separate the Debt From the Lien

The bankruptcy argument must keep two questions separate:

> **QUESTION ONE: Is there an allowable monetary obligation?**
> **QUESTION TWO: Has this claimant established a valid lien securing that obligation against this specific property, authority to enforce that lien, and the lien's applicable perfection and priority status?**

A claimant may be able to prove that money is owed while failing to establish that *this claimant* holds or may enforce the asserted lien against *this property*. A defect in validity, transfer, assignment, possession, or authority can support a secured-status challenge. A perfection defect must be analyzed separately for its actual priority or avoidance consequence under applicable law rather than assumed to erase the lien automatically.

> **TRANSLATED PLAINLY**
> **Simple English.** "You may be able to prove that I owe money. That does not automatically prove that you are entitled to use my farm or home as collateral. Prove the debt and prove the lien separately."

5. Do Not Create a Double-Payment Problem

If ownership or enforcement authority is genuinely unresolved, simply paying the first claimant can leave the farmer or homeowner exposed if another entity later claims the same obligation. The objective is therefore not to guess which claimant should receive the money.

> **PROVE WHO GETS PAID BEFORE THE DISPUTED CLAIM IS FINALLY PAID.** Object where appropriate, require competing claimants to establish their rights, and seek a court-approved method of reserving or holding disputed distributions until entitlement is determined.

The problem to solve is not merely "Claimant A versus the debtor." It is: **who, if anyone, has the enforceable property interest, and how can the bankruptcy judgment prevent Claimant B, C, or D from returning years later with the same property demand?**

6. Quiet Title Is the Finality Strategy — and It Has a Specific Place in the Bankruptcy

Quiet title does not belong after years of restructuring payments. Where the facts, jurisdiction, and applicable state law support quiet-title or declaratory relief, place that relief inside the bankruptcy litigation **after the chain audit identifies actual adverse claims or clouds and before final plan confirmation locks in long-term treatment of the property.**

Bankruptcy Rule 7001 treats a proceeding to determine the validity, priority, or extent of a lien or other interest in property as an adversary proceeding. Where appropriate, the complaint can combine that federal lien/property-interest determination with available declaratory or quiet-title relief. See Bankruptcy Rule 7001. For Florida property, Chapter 65 provides state-law quiet-title remedies. See Florida Statutes Chapter 65.

PLACEMENT INSIDE THE BANKRUPTCY:
Chain audit and claim investigation → identify actual title/lien defects → identify every known adverse claimant → **ADVERSARY PROCEEDING FOR LIEN DETERMINATION + QUIET-TITLE / DECLARATORY RELIEF WHERE AVAILABLE** → discovery and trial/judgment → determine what liens survive → **THEN finalize the long-term restructuring plan around that judgment.**

7. Bring the Property Dispute to One Proceeding

The adversary complaint should identify every known party whose claimed interest must be resolved for meaningful finality, subject to the joinder rules and the court's jurisdiction. Depending on the facts, that may include the alleged mortgage holder, trust, trustee, servicer, assignee, prior claimant, or other entity asserting an adverse property interest.

Rule 7019 incorporates the federal required-party rule into adversary proceedings, and Rule 7022 incorporates interpleader principles. Those mechanisms can be relevant when multiple parties claim the same property interest or payment. See Current Federal Rules of Bankruptcy Procedure.

8. What the Debtor Should Ask the Court to Determine

- Who, if anyone, is entitled to enforce the note.
- Who holds the mortgage or other lien interest.
- Whether the lien validly attaches to the property.
- Whether the lien is perfected and its priority.
- Whether assignments, endorsements, allonges, and delegations of authority are effective.
- Whether the alleged trust or assignee actually acquired the interest it claims.
- Which claimed interests are unsupported, invalid, avoidable, or otherwise unenforceable.
- Which clouds on title should be removed where quiet-title relief is available.
- The allowed amount of the claim.
- Whether the allowed claim is secured, unsecured, or divided between the two as applicable.
- Which party is legally entitled to receive payment.

9. The Correct Order — Do Not Skip Steps

1. **File the appropriate bankruptcy case and stabilize the property with the automatic stay, subject to the Code's exceptions and court orders.**
2. **Identify every claimant, lienholder, servicer, trustee, assignee, and other known party asserting an interest.**
3. **Challenge real-party-in-interest or enforcement authority where genuinely unsupported.**
4. **Validate the debt and audit the proof of claim.**
5. **Demand and organize the note, mortgage, endorsements, allonges, assignments, servicing records, trust/custody records, payment history, and authority documents.**
6. **Locate and trace the original note or determine the legal basis asserted for enforcement without possession.**
7. **Audit the mortgage-assignment chain.**
8. **Audit the securitization, custody, and servicing chain.**
9. **Identify specific chain, authority, accounting, robo-signing, authentication, and perfection defects.**
10. **Separate the debt question from the lien question.**
11. **Use discovery to test disputed transfers, authority, custody, accounting, and document integrity.**

12. **Object to secured status when the evidence supports the objection.**
13. **Identify every known adverse claim against title.**
14. **FILE THE ADVERSARY PROCEEDING FOR VALIDITY/PRIORITY/EXTENT OF THE LIEN AND, WHERE AVAILABLE AND SUPPORTED, QUIET-TITLE / DECLARATORY RELIEF.**
15. **Join or otherwise address the necessary known adverse claimants under the applicable procedural rules.**
16. **Obtain a judgment determining the surviving liens, property interests, claim status, and entitlement to payment.**
17. **Only then finalize or conform the long-term restructuring plan to what the court determined actually survives.**
18. **Make distributions according to the confirmed plan and controlling orders.**
19. **Obtain and record satisfactions, releases, or other title-clearing instruments when the obligation or lien has been resolved.**
20. **Complete the plan and preserve the confirmation, discharge, title judgment, and recorded releases as the finality record against later duplicate demands.**

TRANSLATED PLAINLY

The entire strategy in one line:
BANKRUPTCY → STAY → IDENTIFY CLAIMANTS → REAL PARTY IN INTEREST → DEBT VALIDATION → NOTE/MORTGAGE DOCUMENTS → CHAIN AUDIT → SECURITIZATION/CUSTODY AUDIT → DEFECTS → DISCOVERY → CHALLENGE SECURED STATUS → IDENTIFY ALL ADVERSE TITLE CLAIMS → QUIET TITLE / LIEN-DETERMINATION ADVERSARY → FINAL JUDGMENT → RESTRUCTURE ONLY WHAT SURVIVES → PAY UNDER THE ORDERED PLAN → RELEASE/SATISFACTION → FINALITY.

10. Why This Is Stronger for the Farmer or Homeowner

The purpose is not endless defense. The purpose is to convert a series of private collection demands into a single court-supervised determination of the property rights themselves. For the farmer, that can protect the land that produces crops, livestock income, irrigation capacity, storage, equipment use, and the cash flow needed to fund the reorganization. For the homeowner, it can protect possession, equity, cure opportunities, and the ability to restructure without paying an unproven claimant merely because it appeared first.

ENDGAME: Determine who has a valid lien, remove unsupported clouds where the law permits, restructure only the obligations and liens that survive, and create a judgment-and-record trail designed to stop the same property claim from being relitigated claimant after claimant.

Why This Matters to the Farmer or Homeowner

A successful challenge to secured status can materially change the balance of the bankruptcy case.

For the farmer or homeowner, the potential benefits include:

- **Protecting the property from unsupported lien enforcement.** The creditor must prove an enforceable lien before relying on the property as collateral.
- **Separating the debt from the property.** Even if money is owed, failure to establish the lien may prevent the claimant from treating the property as security for that obligation.
- **Possible unsecured treatment.** If the debt is allowable but the lien is invalid, unenforceable, avoidable, or cannot be established, the debtor can argue that the claim should receive unsecured treatment to that extent.
- **Weakening foreclosure leverage.** An unsecured creditor generally does not possess the same direct foreclosure rights against the property as a properly secured mortgage creditor.
- **Strengthening opposition to relief from the automatic stay.** If secured status, lien validity, standing, or authority is genuinely disputed, those issues can become important in determining whether the creditor is entitled to enforce against the property.
- **Improving restructuring leverage.** The treatment of a secured claim and an unsecured claim can be dramatically different under a bankruptcy plan.
- **Reducing the creditor's voting and classification leverage where the Bankruptcy Code permits.** The amount and character of the allowed claim can affect classification, voting, and plan treatment.
- **Forcing disclosure of the entire transaction history.** Discovery may expose assignments, endorsements, servicing transfers, custodial gaps, accounting discrepancies, or document-integrity problems that otherwise would never be examined.
- **Challenging improper fees and arrearages.** The same investigation may reduce the amount of the allowed claim even if the lien ultimately survives.
- **Preserving farm or household operations.** Every legitimate dispute resolved before enforcement can provide time to continue farming, maintain the residence, stabilize income, obtain financing, or develop the restructuring plan.
- **Improving settlement leverage.** A creditor facing genuine uncertainty about standing, lien validity, valuation, documentation, or claim amount may have greater incentive to negotiate.
- **Preventing unnecessary concessions.** The debtor does not surrender property rights merely because a claimant labels itself "secured."

For the Farmer

The stakes can be especially significant because the collateral may be more than real estate. It may be the operating base for:

> **crops → livestock → equipment → irrigation → storage → agricultural improvements → business income → family livelihood.**

Protecting the real property may therefore protect the ability to generate the income necessary to fund the restructuring itself.

For the Homeowner

The same analysis may protect:

> **possession of the residence → accumulated equity → family stability → time to cure or restructure → negotiating leverage → opportunity to challenge an unsupported foreclosure claim.**

The Practical Objective

The objective is not merely to prove that a creditor made a paperwork mistake.

The objective is to determine whether that creditor has actually established the legal right to use **this farmer's land or this homeowner's residence as collateral for this particular claim.**

> **If the creditor cannot establish that right: DO NOT VOLUNTARILY GIVE IT SECURED STATUS. REQUIRE THE BANKRUPTCY COURT TO DETERMINE IT.**

> **Before Wealth — Learn Life in the Right Order**
>
> Why learn life in reverse? Before money comes water, food, and shelter. Before dependence comes the knowledge to fish, hunt, farm, build, and survive.
>
> **Money is a tool. Knowledge is security.**
>
> **Learn how to live first. Then learn how to prosper.**

Simple Explanation of Why Bankruptcy Can Create Wealth

A simple explanation of how bankruptcy can create wealth begins with understanding economic cycles. The economy moves through recurring periods of credit expansion, inflation, rising asset values, contraction, falling values, restructuring, and stabilization. During an expansion, inexpensive credit and increasing demand can create substantial paper wealth. During a contraction, lenders, investors, governments, and financial institutions attempt to protect or recover value by collecting debts, foreclosing on collateral, restructuring obligations, acquiring distressed assets, or transferring risk to other parties.

Bankruptcy can interrupt that harvesting process. It can stop certain collection activity, place competing claims before one court, require creditors to document their rights, permit valuation of collateral, and—when the Bankruptcy Code allows—restructure debt into terms that the property or business can realistically support. If the filer preserves a valuable asset through the downturn, reduces unsustainable debt service, corrects an inflated claim, or obtains time for the asset to recover, the difference between the restructured obligation and the property's future value may become retained equity and long-term wealth. Bankruptcy does not create wealth automatically; it creates a legal framework within which existing value may be protected, reorganized, and repositioned for future appreciation.

To use that framework intelligently, the filer must understand the principles of securitization, servicing, collateral valuation, lien priority, entity ownership, cash flow, refinancing, and—where relevant—tokenization. The filer must determine who owns the economic interest, who possesses the legal right to enforce the obligation, how the debt and collateral have been transferred, what the property is worth today, what it may be worth after stabilization, and how much equity can be preserved rather than surrendered during the contraction.

TRANSLATED PLAINLY

It sounds backwards, but a well-run bankruptcy can actually protect your wealth instead of destroying it. Here's why.

A forced sale is where wealth is lost. When a property is sold at foreclosure, it usually sells for far less than it's worth, and whoever buys it pockets the difference — the equity you spent years building. That gain leaves your hands for good.

Bankruptcy lets you hold on instead. If you can keep the property, lower the monthly payments to something you can actually afford, and strip out charges you don't really owe, you get to ride out the rough patch. When values recover, the increase belongs to you — not to a foreclosure buyer.

The bottom line. Bankruptcy isn't only about erasing debt; used well, it's a way to keep an asset long enough for it to be worth more later. The goal is to stop a temporary problem from becoming a permanent loss.

Securitization, Tokenization and the Transfer of Control

The modern financial system does more than finance property—it transfers, divides, packages, sells, and concentrates control over wealth through securitization, tokenization, mortgage-backed securities, servicing rights, beneficial interests, derivatives, digital registries, and other structured financial instruments. Each additional layer can separate the person holding legal title from the institutions controlling the debt, payment stream, servicing decisions, enforcement authority, collateral value, and economic benefits attached to the property.

These structural changes have contributed to the erosion of practical property rights. An owner may continue holding the deed while distant investors, trustees, servicers, creditors, regulators, digital platforms, and automated systems exercise increasing control over how the property may be used, financed, transferred, valued, or retained. When ownership is divided into layers of legal title, beneficial ownership, debt interests, servicing authority, regulatory restrictions, and tokenized economic rights, the traditional bundle of property rights can be reduced to conditional possession subject to decisions made by parties the owner may never see or directly negotiate with.

If these systems continue expanding without transparency, accountability, enforceable limits, and meaningful due process, property ownership may progressively lose its substance. The danger is not simply the transfer of wealth; it is the transfer of control. Unless owners understand and lawfully use the same principles of securitization, tokenization, entity structuring, beneficial ownership, lien priority, contractual rights, and financial leverage, property rights may continue being converted from enforceable rights into permissions controlled by institutions, financial structures, regulatory systems, and political priorities.

TRANSLATED PLAINLY

Once, a deed told you everything: whoever's name was on it owned the property, and one local bank held the loan. That is not how it works anymore.

Control is now spread out. Your loan may be owned by investors, managed by a "servicer," overseen by a "trustee," tracked in a computer system, and affected by lenders and regulators — all at the same time. "Tokenization" is a newer version of the same thing, where an interest in property is turned into a digital token that can be traded.

Why it matters to you. When so many hands touch your loan, it's easy for the paperwork to get sloppy and for no single company to clearly hold the right to enforce it. Before anyone restricts your property, pulls money from it, or tries to take it, make them show who actually decides and prove they followed the rules.

What to do. Learn the setup, follow the money, and find the real decision-maker. Don't assume the company sending the letters is automatically the one entitled to act — make it prove it.

Use the Five-Year Restructuring to Build Transferable Value

Treat the confirmed restructuring as the beginning of the investment—not merely the settlement of a debt. During the five-year period, use the reduced payment, longer amortization, preserved equity, stabilized cash flow, and time created by the bankruptcy plan to increase the property's transferable value. The objective is to reach the balloon date with several exit options rather than depend upon a single lender or last-minute refinance.

Before the five years expire, the debtor may pursue a court-authorized or plan-permitted sale of the property, refinance the restructured obligation, admit an equity investor, sell an ownership interest in the property-owning entity, create a joint venture, obtain partner capital, or negotiate a consensual payoff. The bankruptcy approval itself ordinarily is not a freely transferable asset. What can create investment value is the complete approved transaction: the confirmed treatment of claims, preserved property, stabilized operations, documented payment history, reduced debt service, accumulated equity, transferable entity interests, contractual revenue, and a credible exit strategy. Every transaction must comply with the confirmed plan, court orders, disclosure requirements, loan documents, securities laws, and any required court or creditor approval.

Example: A property valued at $600,000 when the plan is confirmed carries a projected $558,326 balloon after five years. If the property appreciates to $900,000 while the debtor establishes reliable farm or rental income, the restructuring may have preserved approximately $341,674 in gross equity before transaction costs and other claims. The debtor could sell the property and satisfy the balloon, refinance at a supportable loan-to-value ratio, or bring in an investor who contributes the balloon funds in exchange for a properly valued ownership interest. The investor is not purchasing the bankruptcy order; the investor is purchasing or financing an interest in an asset whose debt, operations, and risks have been reorganized and documented.

Begin marketing, refinancing, and investor negotiations well before the balloon becomes due. Use the confirmed plan, valuation record, payment history, operating statements, equity growth, and documented settlement terms to demonstrate that the property has moved from distress to an investable position. The negotiations and confirmation process can become part of the wealth-building strategy because they may preserve control, reduce carrying costs, clarify claims, and create time for value to recover.

Think beyond merely surviving bankruptcy. If financial and regulatory systems are steadily restricting practical property rights, use every remaining lawful right to preserve the asset, restructure its obligations, document its value, attract capital, and convert preserved equity into durable wealth while those opportunities remain available.

TRANSLATED PLAINLY

The five years aren't a waiting room — they're a runway to build value. Improve the property, keep your income and payment record clean, build equity, and line up several ways out well before the final payment is due.

Strategy One — Chapter 7 First, Followed by Chapter 13 and, When

Supported, an Adversary Proceeding

▼ Legal detail & citations

Chapter 7 distinction — preserve the real-party-in-interest evidence for the reorganization fight: Chapter 7 itself has no repayment plan for a creditor to accept or reject. Use the Chapter 7 claims process, schedules, Rule 2004 or other authorized discovery, and produced loan documents to preserve evidence concerning ownership, servicing authority, lien status, accounting, and securitization. If the strategy later moves into Chapter 11, 12, or 13, use that record to challenge any plan objection or rejecting vote; use a Rule 7001 adversary proceeding only when the relief requested actually falls within Rule 7001. Full protocol.

TRANSLATED PLAINLY

This is a two-step plan: first use Chapter 7 to wipe out debts that can be erased, then use Chapter 13 to reorganize what's left and protect the property. Done in the right order, it can clear the deck and then rebuild.

The big warning. Chapter 7 hands a court-appointed trustee control over anything you own that isn't legally protected — and that can include the property, or even a lawsuit you were counting on. If you file Chapter 7 without planning first, you can accidentally give away the very thing you were trying to save.

So plan before you file. List everything you own, figure out what is protected ("exempt") and what is not, and confirm you'll still control the property and any claims after Chapter 7 is done. Only then move on to Chapter 13.

One more point. Filing again does not always give you a second debt wipe-out, but the second case can still give you time, a payment plan, and protection for what you keep. Just be ready to show a real, honest reason for the second filing.

Step 1 — Use Chapter 7 to eliminate eligible personal liability and expose the creditor's claim

▼ Legal detail & citations

Chapter 7 may discharge eligible unsecured debts and personal liability on qualifying obligations, thereby reducing the financial pressure that prevents the debtor from funding a later restructuring. The debtor must disclose every asset, ownership interest, transfer, claim, lawsuit, trust, entity, and source of income. Nonexempt property becomes subject to administration by the Chapter 7 trustee, so the debtor must determine before filing whether the property, equity, entity interests, or potential legal claims could be sold or settled by the trustee.

The Chapter 7 case should also be used to collect and preserve the creditor's documents: the proof of claim, note, endorsements, allonges, mortgage, assignments, servicing records, payment history, escrow accounting, powers of attorney, trust identity, custodial records, and evidence identifying the person entitled to enforce the obligation.

TRANSLATED PLAINLY

Chapter 7 clears debt, but it isn't risk-free. Don't assume you keep full control of the property after filing. Find out what the court-appointed trustee could take or sell before you put anything at risk.

Step 2 — Follow with Chapter 13 to cure defaults, reorganize surviving obligations, and protect retained property

▼ **Legal detail & citations**

After completion of the Chapter 7 case, an eligible individual with regular income may file Chapter 13. This sequence is sometimes called a “Chapter 20” strategy. The Chapter 13 plan can address mortgage arrears, taxes, surviving liens, nondischargeable debts, personal guarantees, and other obligations that remain after Chapter 7. The prior Chapter 7 discharge may prevent a second discharge in the Chapter 13 case if the statutory waiting period has not expired, but the debtor may still be able to obtain plan protection and pay or cure eligible obligations if the filing satisfies eligibility, good-faith, feasibility, automatic-stay, and local-law requirements. A Chapter 13 discharge is generally unavailable when the debtor received a Chapter 7 discharge in a case filed during the preceding four years. See U.S. Courts — Discharge in Bankruptcy.

TRANSLATED PLAINLY

Not getting a debt wipe-out the second time doesn't make the case useless. It can still give you time, a payment schedule, a chance to catch up, and protection for property you keep. You just have to show a real reason for filing again — not just stalling.

Step 3 — Answer the trustee’s or creditor’s objection with evidence and an amended strategy

▼ **Legal detail & citations**

A Chapter 13 trustee does not personally grant or deny the plan; the bankruptcy judge determines confirmation after considering objections. If the trustee challenges eligibility, feasibility, good faith, valuation, disposable income, or plan treatment, respond with evidence, amended calculations, additional income, revised classifications, reserves, refinancing support, investor commitments, or alternative plan provisions.

TRANSLATED PLAINLY

The trustee objecting isn't the final ruling. Turn the objection into specific facts and questions, answer each one on the record, and ask the judge to decide the real dispute.

Step 4 — Commence an adversary proceeding when a genuine securitization or tokenization dispute requires one

▼ Legal detail & citations

If the evidence reveals a legitimate dispute concerning the validity, priority, or extent of the mortgage lien or another property interest, commence an adversary proceeding seeking the relief authorized by Bankruptcy Rule 7001. The complaint may ask the court to determine:

- Who possesses the enforceable note.
- Whether endorsements and allonges are authentic and legally effective.
- Whether the mortgage and note were transferred through the same enforceable chain.
- Whether the claimant, trust, trustee, servicer, custodian, token holder, or other entity is the real party in interest or otherwise entitled to enforce the obligation.
- Whether assignments were executed by parties possessing actual authority.
- Whether a securitization trust acquired the loan under the governing transfers.
- Whether any tokenization transferred an ownership interest, payment right, servicing right, beneficial interest, collateral interest, or merely a digital representation without enforcement authority.
- Whether payments, escrow funds, insurance proceeds, advances, credits, or third-party recoveries were properly applied.
- Whether the asserted lien is valid, perfected, and enforceable for the amount claimed.

▼ Legal detail & citations

Securitization or tokenization alone does not eliminate the debt. The adversary proceeding must be supported by particular documents, contradictory transfer records, defective authority, an inaccurate accounting, or another legally recognized claim. Rule 7001 expressly governs proceedings to determine the validity, priority, or extent of a lien or other interest in property. See Bankruptcy Rule 7001.

TRANSLATED PLAINLY

Don't sue just because a loan was bundled or turned into tokens. Follow the trail, find the actual break, and point to it. Make every company claiming money prove what it owns, when and how it got it, and what gives it the right to take the property.

Strategy Two — Chapter 7 First, Followed by Chapter 11 and, When

Supported, an Adversary Proceeding

▼ Legal detail & citations

Chapter 7 evidence reminder. Preserve the claim, lien, servicing, ownership, and accounting record for the later reorganization fight. Use the master real-party-in-interest protocol.

TRANSLATED PLAINLY

This is the same two-step idea, but the second step is Chapter 11 — used when a company owns the property or the debts are too large for Chapter 13. First Chapter 7 clears the personal debt that can be erased; then Chapter 11 reworks the property loan.

Don’t do it on autopilot. Filing Chapter 7 first can hand your assets and any lawsuits to a trustee and change your legal footing. Before you file, figure out who will own the key property and claims after Chapter 7, and make sure the order actually helps rather than hurts.

How the two fit together. Think of it as clear, then rebuild: Chapter 7 wipes out what may lawfully be erased, and Chapter 11 then reorganizes the property — the payments, the terms, and the plan to exit.

If a company split your loan into layers, make each layer prove itself. The trust must prove what it bought, the servicer whom it works for, the custodian what it holds. Nobody gets to take your property on a say-so.

Step 1 — Use Chapter 7 to separate dischargeable personal liability from the property-restructuring problem

▼ Legal detail & citations

An individual Chapter 7 case may discharge eligible personal debts and reduce the obligations competing for the individual’s income. Before filing, determine whether the individual owns the property directly, owns an interest in PropCo, holds a beneficial interest through a land trust, possesses legal claims against a creditor or servicer, or has nonexempt equity that the Chapter 7 trustee could administer.

If an entity files Chapter 7, the case is a liquidation—not a reorganization—and a corporate or LLC debtor ordinarily does not receive the same discharge available to an individual. Therefore, do not place an operating property-owning entity into Chapter 7 while expecting it to emerge with a restructured 30-year loan.

TRANSLATED PLAINLY

Use Chapter 7 to clear debt only when the trade-offs are worth it. Don't hand valuable property, equity, or lawsuits to a trustee without first knowing exactly what can be taken or sold.

Step 2 — Follow with Chapter 11 for the debtor that owns the property and owes the mortgage

▼ Legal detail & citations

After the Chapter 7 phase, the eligible individual or property-owning entity may use Chapter 11 to restructure surviving property debt. PropCo can propose continued operations, collateral valuation, a reduced court-supported interest rate, 30-year amortization, a five-year balloon, lien retention, treatment of unsecured deficiencies, and an exit funded by refinancing, sale proceeds, investor capital, accumulated reserves, or a joint venture.

The Chapter 11 filing must have an independent reorganization purpose and satisfy eligibility, disclosure, feasibility, good-faith, confirmation, and prior-case requirements. If the same individual previously received a Chapter 7 discharge, counsel must determine the effect of that discharge on the surviving claims, liens, plan structure, and availability of any later discharge.

TRANSLATED PLAINLY

Chapter 7 clears the personal debt that's allowed to be wiped out. Chapter 11 then reworks the property debt — the payments, the terms, and the plan to exit. One clears; the other rebuilds.

Step 3 — Treat trustee or creditor resistance as a demand to strengthen the record

▼ Legal detail & citations

In Chapter 11, objections may come from the United States Trustee, Subchapter V trustee when applicable, secured creditor, unsecured creditors, or another party in interest. The bankruptcy judge—not the trustee alone—decides confirmation and contested relief. Respond with operating reports, valuations, creditor-recovery comparisons, cash-flow projections, plan calculations, investor commitments, refinance evidence, management changes, reserves, amended treatment, and alternative exits.

TRANSLATED PLAINLY

Pushing back isn't the same as giving up. Make each objector name the exact problem. Fix what you can, fight what you must, negotiate from proven value, and make the judge rule on the evidence — not on assumptions.

Step 4 — Use an adversary proceeding to determine the real party in interest and test the securitized or tokenized claim

▼ Legal detail & citations

When documents support a genuine dispute, the Chapter 11 debtor or debtor in possession may commence an adversary proceeding concerning the lien, property interest, claim, transfer, accounting, or enforcement authority. The complaint can seek a determination of:

- The identity of the person entitled to enforce the note.
- The validity, priority, and extent of the asserted mortgage lien.
- The claimant's real-party-in-interest status.
- The authority of the trustee, servicer, custodian, nominee, or agent.
- The legal effect of endorsements, allonges, assignments, powers of attorney, and custodial transfers.
- Whether the loan was actually transferred into the identified securitization trust.
- Whether tokenization divided or transferred beneficial ownership, payment rights, servicing rights, collateral rights, voting authority, or enforcement authority.
- Whether the digital token records correspond to the note, mortgage, public land records, trust documents, and creditor's proof of claim.
- Whether the creditor's accounting includes unsupported fees, duplicate recoveries, missing credits, insurance proceeds, advances, or payments received through another layer of the transaction.
- Whether appropriate estate claims exist to recover money or property.

▼ Legal detail & citations

Adversary proceedings may address lien validity or priority, recovery of estate property, avoidance claims, dischargeability, injunctions, and other matters identified by Bankruptcy Rule 7001. See U.S. Courts — Chapter 11 Bankruptcy Basics.

TRANSLATED PLAINLY

If the loan was split into layers, make each layer prove itself. The trust must prove what it bought; the servicer, whom it works for; the custodian, what it holds. A token holder must prove what the token actually gives them. Everyone has to show real proof.

▼ Legal detail & citations

Strategic result: Chapter 7 addresses eligible personal liability. Chapter 11 reorganizes the surviving property and business obligations. The adversary proceeding resolves supported disputes concerning ownership, enforcement authority, lien status, accounting, securitization, tokenization, and the real party in interest. Each stage must be planned before the first filing so that the Chapter 7 estate does not lose an asset or legal claim needed for the later Chapter 11 strategy.

Examples and Scenarios Across the Entire Strategy

Scenario 1 — Wetland misclassification creates the financial distress

A five-acre operating farm is valued at $900,000 without the disputed restriction but only $600,000 under the current regulatory cloud. Enforcement costs and reduced use cause a mortgage default. The debtor uses bankruptcy to stop immediate collection activity, preserve the farm, obtain a valuation record, restructure eligible debt, and continue the separate administrative or judicial challenge to the classification. If the restriction is later removed or narrowed, the recovered value supports refinancing, investment, or sale.

Scenario 2 — Chapter 11 reduced-rate, 30-year amortization and five-year balloon

PropCo owes $1,000,000 on property supported at $600,000. It proposes 6% interest, 30-year amortization, payments of approximately $3,597 per month, and a projected $558,326 balloon after payment 60. Farm rent, residential rent, operating history, reserves, an appraisal and refinance indications are used to prove feasibility.

Scenario 3 — Lender makes the §1111(b) election

The election increases the required nominal treatment and produces a modeled balloon near $784,162. The debtor does not abandon the case. It negotiates a blended exit consisting of $600,000 in committed refinancing, $100,000 from a new equity partner, and $84,162 from accumulated reserves or sale proceeds, subject to final allowed-claim calculations and confirmation requirements.

Scenario 4 — Chapter 13 modification becomes legally available

The individual resides on a genuine operating farm, and the original loan documents encumber not only the residence but also agricultural acreage, rents, equipment or other meaningful collateral. The debtor uses the mortgage, underwriting, appraisal, insurance, leases, tax filings and continuous farm records to establish that the claim is not secured only by the principal residence. Counsel then evaluates the proposed valuation, rate, deficiency treatment and balloon under controlling law.

Scenario 5 — Chapter 13 cannot impose the desired home-loan modification

The claim is secured only by the debtor’s principal residence and no statutory exception applies. The debtor can still cure arrears over the plan period, maintain regular payments, negotiate a consensual modification, challenge unsupported charges, address other debts, preserve disposable income, and build a documented refinance or sale strategy. The unavailable cramdown becomes a different form of preservation rather than the end of the case.

Scenario 6 — Individual Chapter 13 coordinated with PropCo Chapter 11

A land trust holds record title for PropCo; PropCo owns the economic interest and mortgage obligation; OpCo conducts farming; and the individual occupies the residence under a written lease. PropCo restructures the property debt in Chapter 11. The eligible individual uses Chapter 13 for personal debts and guarantees. Rent from the individual and OpCo becomes documented PropCo income supporting feasibility.

Scenario 7 — Properly seasoned ownership structure

Before any default, the owner establishes PropCo and OpCo for legitimate farming, succession, liability-separation and management purposes; obtains required lender consent; records the instruments; capitalizes the entities; and maintains separate books, contracts, insurance, tax reporting and bank accounts. Later distress does not transform the arrangement into a bankruptcy-eve paper transfer because its substance and operating history are documented.

Scenario 8 — Trustee or creditor objects

The trustee challenges feasibility and the creditor challenges valuation. The filer responds with a current appraisal, payment history, five-year projections, reserve schedule, two lender indications, investor correspondence, farm-income testimony and an alternative plan. The filer does not control the decision-maker but controls the preparation, proposed terms, evidence, objections, preservation of issues and negotiation strategy.

Scenario 9 — Securitization and real-party-in-interest dispute

The proof of claim identifies Trust A, the recorded assignment names Trust B, a servicer relies on authority from a third entity, and an undated allonge appears only in a later production. The debtor compares the complete documentary chain, objects to unsupported portions of the claim, uses authorized discovery, and seeks appropriate relief through an adversary proceeding when the validity, priority or extent of the lien or property interest must be determined.

Scenario 10 — Chapter 7 serves a different objective

PropCo continues reorganizing the farm in Chapter 11 while the individual evaluates whether Chapter 7 treatment of separate dischargeable obligations would improve the ability to pay rent or contribute capital. Chapter 7 is not used as a substitute reorganization plan; its liquidation, estate-control and discharge consequences are evaluated separately, fully disclosed and coordinated only when lawful and beneficial.

Scenario 11 — Appreciation becomes preserved equity

The property is worth $600,000 at confirmation and $900,000 near year five. With a projected $558,326 balloon, the property contains approximately $341,674 in gross equity before costs and other claims. The debtor can pursue refinancing, a plan-permitted sale, partner capital, or a properly documented sale of an entity interest. The investor acquires or finances the reorganized asset or entity interest—not the bankruptcy order itself.

Scenario 12 — Multiple exit options before the balloon

Beginning in year three, the debtor prepares four parallel exits: conventional or private refinancing, a marketed property sale, an equity-investor transaction, and a negotiated creditor payoff. Updated appraisals, clean financial statements, tax and insurance compliance, reserves, leases, operating contracts and plan-payment history allow the debtor to compare offers and choose the transaction that preserves the greatest lawful value.

TRANSLATED PLAINLY

Every situation in this book comes down to one idea: don't let stress, complexity, or a big institution make giving up seem like the only choice. Find the lawful path, prove the facts, keep records, set things up honestly, demand proof from anyone claiming money, and keep more than one way out.

Agricultural Bankruptcy: Why the Farm Case Is Different — and How the Farmer Wins It

EASY READING

A real family farm should usually test Chapter 12 before trying to force the case into a consumer or large-business chapter. Chapter 12 is designed around farm income, farm land, and seasonal cash flow. The farmer still has to prove eligibility, value, income, and feasibility, but the chapter gives a genuine farm tools that fit the way a farm actually operates.

▼ **Legal detail & citations**

Farm bankruptcies are handled on a different, more favorable track than ordinary consumer or business cases — not because courts favor farmers as people, but because Congress built a chapter specifically for them: **Chapter 12**. Understanding why it is favorable, and what the farmer must actually prove, is the difference between a confirmed plan and a dismissed one. This is niche work; a farm case is best handled by a bankruptcy attorney who specializes in **agricultural (Chapter 12) bankruptcy**, not a general practitioner.

Why Chapter 12 is the favorable path

▼ Legal detail & citations

Chapter 12 bends around how a farm actually works, and it removes several traps that make Chapter 11 expensive and Chapter 13 restrictive:

- **It restructures the secured debt down to the collateral's real value.** Like other cramdowns, the plan can cut an over-secured mortgage to what the land is actually worth — and, unlike Chapter 13, Chapter 12 does not carry the principal-residence anti-modification rule, so farm debt tied to the residence can generally be restructured too.
- **No §1111(b) election problem.** The Chapter 11 election that can inflate a farm's balloon payment simply does not exist in Chapter 12.
- **No absolute-priority-rule trap.** The Chapter 11 rule that can force owners to surrender the business unless they contribute new value does not apply; the family keeps the farm by performing the plan.
- **It follows the season, not the calendar.** Plan payments can be structured around harvest and livestock cycles rather than rigid equal monthly amounts, matching real farm cash flow.
- **It is cheaper and faster.** Chapter 12 is a streamlined, farm-tailored process — less costly and less procedurally heavy than a full Chapter 11.

TRANSLATED PLAINLY

Chapter 12 is bankruptcy built for farms. It lets you cut the loan down to what the land is really worth, skip the expensive traps that make big-company bankruptcy painful, and set your payments around harvest instead of a flat monthly bill. That is why a real family farm usually does better here than in the consumer or corporate versions — and why you want a lawyer who actually specializes in farm bankruptcy.

The interest rate is negotiable — not just the principal

▼ Legal detail & citations

A point many filers miss: a cramdown restructures *two* numbers, not one. First, 11 U.S.C. §506 cuts the **principal** of an over-secured loan down to the collateral's value. Then the plan pays that secured amount at a **court-approved interest rate** — not the contract rate. Under *Till v. SCS Credit Corp.*, 541 U.S. 465 (2004), courts commonly set that rate by a **formula**: the national prime rate plus a modest risk adjustment, which is usually well below the original loan's rate. So a farmer fighting a 9.5% note is not stuck with 9.5%; the plan can lower both what is owed and the rate at which it is repaid.

TRANSLATED PLAINLY

You get to lower two things, not one. The judge can cut the loan balance down to what the land is worth, *and* lower the interest rate — courts usually start from the prime rate plus a small add-on, which is normally far below what your original loan charged. Principal and interest are both on the table.

What the farmer must prove — and why soil knowledge decides it

▼ **Legal detail & citations**

Chapter 12 *eligibility* is an income-and-debt test — broadly, that enough of the debtor's income and debt come from farming — not an agronomy exam. But eligibility only gets the farmer in the door. The plan is confirmed only if it is **feasible**: the farmer must prove, under 11 U.S.C. §1225(a)(6), that the farm will actually generate the income the plan promises. And that is exactly where the farmer's **knowledge and experience become decisive evidence.**

A farmer who can credibly document the land, inputs, yields, costs, markets, and operating history can make projected farm income more persuasive. That evidence is especially important when feasibility depends on future production. Soil classification, composition, pH, hydrology, crop history, and expected yields can therefore be powerful supporting evidence when they actually drive the projections. They are not separate statutory Chapter 12 eligibility elements, however; the legal question is whether the debtor satisfies the Chapter 12 requirements and proves that the proposed plan is feasible.

TRANSLATED PLAINLY

Getting into Chapter 12 depends on the statutory eligibility tests, not on passing a farming exam. But confirmation requires a plan the court finds feasible. If the plan depends on crop or livestock income, back the numbers with real operating evidence: production history, soil and water conditions where relevant, yields, expenses, markets, contracts, and the farmer’s actual experience. The point is to prove the projections, not to satisfy a separate “soil knowledge” requirement that the Bankruptcy Code does not contain.

▼ **Legal detail & citations**

The soil evidence does double duty — this is where the two halves of this book meet. The same command of soil classification, composition, hydrology, vegetation, and site conditions that can support a Chapter 12 feasibility record may also supply useful evidence in a separate wetland dispute. Wetland delineation applies its own governing methodology and evidentiary standards; soil, hydrology, and vegetation evidence can overlap with that inquiry, but the bankruptcy feasibility test and the wetland test are legally distinct. So the farmer's agronomic mastery is a single body of proof that serves both fights at once: it proves a viable, fundable farm to the bankruptcy court, and it challenges the wetland call to the land-use authority. Building that soil-and-hydrology record once strengthens both tracks.

Get the right specialist. Chapter 12 eligibility (debt limits, debt composition, farm-income percentages, ownership, and family-participation tests), feasibility proof, valuation, and the interest-rate formula are specialized and fact-specific. A farm case should be handled by a licensed bankruptcy attorney who specializes in **agricultural / Chapter 12** practice — and, where the wetland designation is in play, alongside land-use counsel and a qualified wetland scientist. Confirm the current Chapter 12 debt limits and thresholds on the filing date.

Chapter 12 — The Missing Family-Farm Restructuring Strategy

▼ **Legal detail & citations**

Chapter 12 — challenge the objection; rejection does not automatically defeat restructuring: Section 1225(a)(5) provides confirmation alternatives for each allowed secured claim, including acceptance, qualifying lien-retention/deferred-payment treatment, or surrender. If a claimant opposing the farm plan cannot establish the claim, amount, transfer, servicing authority, perfection, or enforcement right, object under §502 and Rule 3007, build the evidentiary record from the loan documents and relevant SEC/EDGAR securitization filings, and request discovery and a ruling. Preserve an adversary proceeding under Rules 7001 and 7017 when the requested relief concerns lien/property-interest validity or related declaratory real-party-in-interest relief. Full protocol.

Chapter 12 is designed specifically for a qualifying family farmer or family fisherman with regular annual income. It can permit an eligible individual, spouses, corporation, or partnership to continue operating while proposing a plan generally lasting three years and, with court approval for cause, as long as five years. Eligibility depends on the current statutory definitions, debt limits, debt composition, farm-income requirements, ownership, asset composition, and family participation. Confirm the current adjusted thresholds on the filing date. See U.S. Courts — Chapter 12 Bankruptcy Basics.

Individual or spouses	Must be engaged in a farming operation, have regular annual income, remain within the current debt limit, satisfy the farm-related debt percentage test, and satisfy the applicable farm-income test.
Corporation or partnership	Must satisfy the family ownership and participation requirements, obtain most value from farming assets, remain within the current debt limit, satisfy the farm-debt percentage test, and comply with restrictions concerning publicly traded equity.
Seasonal income	Regular annual income may be seasonal; the plan and payment schedule should match the actual crop, lease, livestock, or agricultural-revenue cycle.
Plan objective	Preserve farm operations, restructure eligible secured and unsecured debt, value collateral, cure defaults, address taxes, and build a feasible three-to-five-year exit.
Evidence	Farm schedules, tax returns, agricultural classification, leases, production records, receipts, bank statements, operating expenses, appraisals, lien records, and proof that the regulatory impairment caused or intensified the distress.

▼ Legal detail & citations

Verification note — current Chapter 12 thresholds (Aug. 25, 2026): U.S. Courts lists the adjusted family-farmer debt ceiling as $12,562,250 and the family-fisherman ceiling as $2,568,000. For an individual or spouses, Chapter 12 also requires the statutory farm/fishing debt-composition and income tests; corporations and partnerships must satisfy the family ownership, participation, asset, debt, and debt-composition requirements. See U.S. Courts — Chapter 12 Bankruptcy Basics.

TRANSLATED PLAINLY

Chapter 12 is a special kind of bankruptcy built just for family farmers and fishermen. It exists because farms don't look like ordinary households — they own a lot of land, earn money seasonally, and carry big loans.

Why it's often the best fit. Its rules bend around how a farm actually works, so a real family farm can usually reorganize more cheaply and flexibly here than in the consumer version (Chapter 13) or the business version (Chapter 11). The mistake many people make is never even checking whether they qualify.

Check eligibility with real numbers. There are limits on total debt and rules about how much of it is farm-related, plus tests about income, ownership, and family involvement. Gather your tax returns, farm records, and leases and have someone run the actual math before assuming you're stuck with a different chapter.

Keep the wetland fight separate but connected. Save the government notices, maps, and appraisals that show how the wetland label cut your land's value and income — that evidence supports the bankruptcy while the land-use challenge runs on its own track.

Chapter 12 scenario — Farm impaired by disputed wetland classification

▼ Legal detail & citations

A family-owned farm produces seasonal income but loses productive use and market value after a disputed wetland classification. The secured debt is no longer supportable under the impaired value. If the debtor satisfies Chapter 12 eligibility, the plan can align payments with the agricultural income cycle, litigate collateral value and claim treatment, preserve operations, and create time for the owner to pursue the separate regulatory challenge. If the classification is later removed or narrowed, restored value can support refinancing, sale, investor capital, or accelerated payment.

TRANSLATED PLAINLY

Keep the wetland fight and the money case separate, but let each one help the other. Save the government notices, maps, appraisals, and income records that show how the wetland label hurt the land's value and your cash flow.

Chapter 7 followed by Chapter 12

▼ Legal detail & citations

An individual may evaluate Chapter 7 first to discharge eligible personal liability and Chapter 12 later to restructure surviving farm obligations, but the sequence must be planned before the Chapter 7 filing. The Chapter 7 trustee may administer nonexempt land, equity, entity interests, or litigation claims. Discharge timing, good faith, automatic-stay consequences, standing, and the ownership of farm-related causes of action must be resolved before relying on a later Chapter 12 case.

TRANSLATED PLAINLY

In Chapter 7, the court-appointed trustee can end up controlling farm assets or lawsuits that aren't protected. Before using this order of filing, find out exactly what goes to the trustee and whether you'll still own the farm and claims you need later.

Chapter 12 adversary proceeding

▼ Legal detail & citations

When supported by evidence, the Chapter 12 debtor may use an adversary proceeding to determine the validity, priority, or extent of a lien or property interest; recover estate property; obtain appropriate injunctive or declaratory relief; or resolve another matter governed by Bankruptcy Rule 7001. A securitized or tokenized loan must be challenged through specific defects in ownership, enforcement authority, transfers, perfection, accounting, or lien status—not through securitization terminology alone.

TRANSLATED PLAINLY

If this is truly a family farm, don't force it into a consumer case or a pricier business case first. Try Chapter 12 first — Congress built it for farms, which have lots of land, seasonal income, and family owners that ordinary bankruptcy rules don't fit well.

Pre-Filing Property-Control Audit

▼ Legal detail & citations

Complete this audit before filing any bankruptcy petition. The filing creates an estate and can shift authority over property and legal claims. The debtor must know what enters the estate, what may be exempt, what a trustee may sell or settle, and who will control each lawsuit after filing.

Title and ownership	Identify record title, beneficial ownership, trust interests, PropCo membership, OpCo ownership, leases, occupancy rights, options, joint owners, and every unrecorded agreement.
Equity and exemptions	Calculate current value, every lien, claimed exemptions, nonexempt equity, sale costs, tax consequences, and the trustee's likely net recovery.
Legal claims	List claims against lenders, servicers, collectors, reporting agencies, government entities, contractors, insurers, and other parties. Determine whether each claim becomes estate property and whether the trustee or debtor will have standing to prosecute it.
Transfers	Review deeds, trust transfers, entity contributions, gifts, insider payments, security interests, UCC filings, and property dispositions within every applicable lookback period.
Contracts and consent	Review mortgages, due-on-sale provisions, assignments of rents, guarantees, leases, management agreements, investor documents, and lender-consent requirements.
Cash and operations	Trace all bank accounts, farm receipts, rent, operating expenses, reserves, insurance proceeds, tax refunds, receivables, crops, equipment, and post-filing cash needs.
Evidence preservation	Preserve original loan documents, credit reports, correspondence, recordings obtained lawfully, payment records, electronic files, metadata, regulatory notices, appraisals, photographs, and public records.

▼ **Legal detail & citations**

Stop condition: Do not file Chapter 7 until counsel has explained whether the trustee could sell the farm, sell an entity interest, settle the securitization or civil-rights claim, or otherwise take control of an asset needed for the later strategy.

TRANSLATED PLAINLY

Before you file any bankruptcy, do a simple inventory: what property and legal claims do you have, what may become property of the bankruptcy estate, what may be exempt or excluded, and who will have authority over each asset after filing? This section is that pre-flight checklist.

Why it matters so much. Filing creates a bankruptcy estate that generally captures broad categories of the debtor's legal and equitable property interests, subject to statutory exclusions and exemptions. In a Chapter 7 case, a trustee may administer nonexempt estate property; in a reorganization chapter, control and use of estate property follow different rules. The outcome often depends on analysis completed *before* filing.

What to check. List the property, loans and liens, exemptions, lawsuits and claims, entity interests, and prior bankruptcy cases. Then determine how the proposed chapter treats ownership, estate property, exemptions, trustee or debtor-in-possession powers, and the assets needed for the restructuring.

The rule of thumb. Do not file until you understand the likely estate and control consequences for the farm, home, entity interests, and valuable legal claims.

Repeat-Filing and Automatic-Stay Matrix

No qualifying prior dismissal within one year	The ordinary automatic-stay analysis generally applies, subject to statutory exceptions and motions for relief, modification, conditioning, or annulment.
One qualifying case dismissed within one year	Section 362(c)(3) may terminate the stay 30 days after filing. File and obtain a timely order continuing the stay by proving the required good faith. Courts disagree about the precise scope of termination, so controlling circuit and local law must be checked.
Two or more qualifying cases dismissed within one year	Section 362(c)(4) generally prevents the stay from arising automatically. A party in interest may request that the court impose the stay, subject to the statutory deadline and evidentiary burden.
Prior voluntary dismissal after stay-relief request or willful noncompliance	Section 109(g) may create a 180-day eligibility bar under specified circumstances.
Chapter 7 discharge followed by Chapter 13	The later case may serve a legitimate cure or payment purpose, but §1328(f) may prevent another discharge when the prior Chapter 7 case was filed within four years.
Conversion rather than dismissal and refiling	Analyze conversion rights, eligibility, estate consequences, claim treatment, discharge consequences, and whether conversion preserves the existing case and stay more effectively.

▼ **Legal detail & citations**

Section 362 controls the automatic stay and its repeat-filing limitations. See 11 U.S.C. §362.

TRANSLATED PLAINLY

The moment you file bankruptcy, an automatic “pause” normally stops foreclosures and collection. But that pause is not guaranteed if you’ve filed before recently — and that is what this section is about.

The rule in plain terms. If you had one bankruptcy case dismissed in the past year, the pause may last only 30 days unless you ask the court to extend it. If you had two or more dismissed in the past year, the pause may not start at all unless you ask the court to impose it. In short: the more recent failed filings, the weaker the automatic protection.

What to do. Don’t assume filing again automatically stops the sale. If you’ve filed before, file early and immediately ask the court, in writing, to put the pause in place or extend it — and be ready to show that things have genuinely changed and this filing has a real purpose.

Timing is everything. Don’t wait until the day of the sale. The request to protect the pause has to be made and heard in time.

Adversary Proceeding Litigation Blueprint

Claim objection	Use Bankruptcy Rule 3007 to challenge allowance, amount, classification, documentation, payment history, fees, or other defects in a proof of claim when the requested relief does not require an adversary proceeding.
Adversary proceeding	Use Bankruptcy Rule 7001 when the requested relief falls within its categories, including determining the validity, priority, or extent of a lien or other property interest, subject to the listed exceptions.
Contested matter	Use motion practice under Rule 9014 when the Bankruptcy Rules authorize relief by motion and Rule 7001 does not require a separate lawsuit.

1. **Define the injury and remedy:** identify the specific transaction, document, payment, lien, transfer, accounting error, or enforcement act and the exact order or damages requested.
2. **Confirm standing:** determine whether the debtor, debtor in possession, Chapter 7 trustee, Chapter 12 debtor, Chapter 13 debtor, creditors' committee, or another authorized party owns the claim and may sue.
3. **Confirm jurisdiction and authority:** plead bankruptcy jurisdiction, core or non-core status when required, constitutional adjudicatory authority, venue, and any jury-trial demand.
4. **Name the correct defendants:** identify the claimant, trust, indenture or securitization trustee, servicer, subservicer, custodian, nominee, assignee, token issuer, token administrator, or other entity connected to the requested relief.
5. **Plead facts—not conclusions:** attach or identify the conflicting note copies, allonges, assignments, powers of attorney, trust records, servicing records, ledger entries, token records, correspondence, and accounting discrepancies.
6. **Issue and serve process:** obtain the summons and serve each defendant under the Bankruptcy Rules, applicable federal rules, and local procedures.
7. **Build discovery:** use document requests, interrogatories, admissions, depositions, subpoenas, electronically stored information, corporate-representative testimony, expert analysis, and privilege procedures proportionate to the claims.
8. **Prepare dispositive motions and trial:** establish authentication, admissibility, business-record foundations, expert opinions, damages calculations, proposed findings, and the complete appellate record.
9. **Evaluate settlement:** compare litigation cost, delay, collectability, plan feasibility, lien treatment, releases, tax effects, confidentiality, and enforcement provisions.
10. **Preserve review:** make objections, offers of proof, requests for findings, and timely post-judgment or appellate filings.

▼ **Legal detail & citations**

> **Rule 9011 guardrail:** Every factual contention and legal theory must have evidentiary support or a legally proper basis for further investigation. An adversary proceeding cannot be filed merely to increase cost, create delay, or force settlement.

Consult the current Federal Rules of Bankruptcy Procedure and the applicable bankruptcy court's local rules, including the Middle District of Florida's procedures when that is the proper venue.

TRANSLATED PLAINLY

An "adversary proceeding" is simply a lawsuit filed inside your bankruptcy case. You use it when you need the judge to actually decide something — like who really owns your loan, or whether a lien is valid — rather than just argue about it.

It's a real lawsuit, so treat it like one. A threatening letter is not enough. You have to name who you're suing, state exactly what they did wrong, back it up with real evidence, and say precisely what you want the court to order.

It has to survive to the end. The other side will try to get it thrown out early. So every claim needs a specific fact and admissible proof behind it. Cut anything you can't actually prove *before* you file, so there is nothing weak for them to attack.

Use it for the right things. An adversary proceeding is the proper tool when you're asking the court to decide ownership of a lien or property, order someone to stop, or issue a formal ruling — not for routine bookkeeping objections, which have a simpler process.

Securitization and Tokenization Evidence File

Original transaction	Closing date, lender, borrower, note, mortgage, riders, collateral description, consideration, settlement statement, appraisal, and original underwriting purpose.
Person entitled to enforce	Identity, possession date, original note location, custodian, endorsements, allonges, lost-note allegation, transfer warranties, and supporting testimony.
Mortgage chain	Every recorded assignment, assignor, assignee, execution date, recording date, signatory, authority, notary, corrective instrument, and conflict with the note chain.
Securitization trust	Exact trust name, trustee capacity, governing agreement, cutoff date, mortgage-loan schedule or equivalent identification, depositor, sponsor, custodian, servicer, and claimed transfer path.
Servicing authority	Master servicer, subservicer, boarding date, servicing transfer notices, powers of attorney, payment data, suspense accounts, advances, escrow, fees, modifications, and loss-mitigation history.

Tokenization layer	Issuer, platform, blockchain or private ledger, smart-contract address, token terms, wallet or holder records, transfer history, voting rights, payment rights, collateral rights, redemption rights, and whether the token legally conveys any right to enforce the note or mortgage.
Claim and litigation record	Proof of claim, attachments, declarations, foreclosure pleadings, affidavits, deposition testimony, prior note copies, payoff statements, assignments, and inconsistent representations made in other proceedings.
Accounting reconciliation	Principal, interest, default interest, late fees, legal fees, inspection charges, escrow, taxes, insurance, advances, suspense funds, credits, third-party payments, recoveries, and the claimed payoff amount.
Contradiction log	For every discrepancy, record the two conflicting documents, dates, witnesses, legal significance, discovery required, and relief supported.

TRANSLATED PLAINLY

If your loan was bundled and sold to investors, the deal left a paper trail — and much of it is public and free. This section is about gathering that trail into one organized file.

Where to look. These deals are usually filed with the government on a free website called EDGAR. You can search it by the names of the trust, the servicer, and the other companies to find the documents that describe who was supposed to own and manage the loans.

What you're building. A clear map: every company that touched your loan, every transfer, every date, and every document. The goal is to see whether their story about who owns your loan actually holds together.

The honest limit. Finding the deal on EDGAR — or not finding your exact loan in it — does not win or lose the case by itself. It is evidence you connect to your actual loan papers. The case gets strong when two of their own records cannot both be true and they cannot explain the gap.

FCRA and Debt-Collection Rights — Correct the Record and Enforce Proven Violations

▼ **Legal detail & citations**

Bad credit itself does not create a right to payment. Lawful recovery depends on an actual violation, proof, causation, damages, a timely claim, and a defendant covered by the applicable statute. Never create a false dispute, conceal accurate information, or manufacture communications for litigation.

TRANSLATED PLAINLY

You have real, specific rights when it comes to your credit report and debt collectors — and this section is about using them. Two federal laws do the heavy lifting: one governs what is on your credit report, the other governs how collectors are allowed to behave.

Your credit report is evidence, not gospel. If something on it is wrong, the credit bureaus and the company that reported it do not get to have that error simply accepted. You can force them to check it — but you have to point to the exact wrong item and back it up.

How to dispute the right way. Don't send a vague complaint. Identify the specific mistake, attach the document that proves it, send it through the proper channel, and keep proof it was received. Then compare the "corrected" report to your evidence to see if they actually fixed it.

Make collectors prove it too. A collector demanding money must, when you ask, show what the debt is and that it has the right to collect. Save every notice, call, and letter. "The computer says you owe it" is not proof.

Credit-report enforcement sequence

1. Obtain reports from each nationwide consumer reporting company through the authorized source and preserve dated copies.
2. Create an account-by-account error chart identifying the exact field disputed: ownership, balance, payment status, dates, delinquency, bankruptcy treatment, discharge status, duplication, identity theft, or another inaccuracy.
3. Dispute inaccuracies with the consumer reporting company and, when appropriate, directly with the furnisher. Include identity information, the report page, account number, precise explanation, and supporting documents.
4. Track delivery, statutory response periods, results, revised reports, and every reinsertion or continued furnishing.
5. If information remains inaccurate, request the investigation description or other information available under applicable law, preserve denials and damages, and evaluate a CFPB complaint or legal claim.

▼ **Legal detail & citations**

Regulation V requires a furnisher receiving a qualifying direct dispute to conduct a reasonable investigation, review relevant information, report results, and correct inaccurate reporting. See 12 C.F.R. §1022.43. The CFPB also provides credit-report dispute letters.

TRANSLATED PLAINLY

Dispute exactly. Point to the specific wrong item, attach the document that proves it's wrong, send it the right way, and keep proof it was received. Then compare the corrected report to your evidence — if it's still wrong, you now have a record.

Debt-collection enforcement sequence

1. Preserve the validation notice, envelopes, letters, call logs, voicemails, texts, emails, credit reporting, payment demands, and court filings.
2. Identify whether the collector and obligation fall within the FDCPA and related federal or state law.
3. Use the written validation-period dispute and original-creditor-information request when applicable. A timely qualifying written dispute generally requires the collector to cease collection of the disputed debt until verification

is provided.

4. Document harassment, deception, false amounts, false legal status, unauthorized fees, improper third-party disclosures, time-barred-debt conduct, continued collection without required verification, and inaccurate credit reporting.
5. Separate FCRA disputes, FDCPA validation requests, bankruptcy-discharge issues, and servicing disputes; each has different elements and procedures.

▼ **Legal detail & citations**

See the CFPB's Debt Collection Rule dispute and validation provisions and debt-collection guidance.

TRANSLATED PLAINLY

Get the collector's claims down in writing. Save every notice, call, letter, and balance, and figure out whether they're even a collector the law covers and whether the debt is still within the time limit. Then use the dispute process the law gives you.

Potential remedies when a violation is proved

- Correction or deletion of inaccurate information that cannot be verified as required.
- Actual damages supported by evidence, including denied credit, increased borrowing cost, lost housing opportunity, out-of-pocket expense, or legally cognizable emotional harm.
- Statutory or punitive damages where the governing law and required level of misconduct authorize them.
- Attorney's fees and costs where authorized.
- Injunctive, declaratory, contempt, or discharge-injunction relief when available under the controlling law and procedure.
- CFPB, Federal Trade Commission, state regulator, attorney-general, or licensing complaints when appropriate.

TRANSLATED PLAINLY

The choice isn't "live with bad credit" or "make up a lawsuit." Check the record, dispute the real mistakes, demand the proof the law requires, and save every violation. Correct bad marks can stay; wrong or unfair ones can be challenged.

Five-Year Exit Calendar

Before confirmation	Establish the baseline appraisal, allowed-claim assumptions, payment schedule, balloon estimate, operating budget, insurance, taxes, reserves, reporting system, and at least two potential exit routes.
Year 1 — Stabilize	Make every plan payment, cure operational failures, preserve insurance and taxes, separate entity accounts, document farm and rental income, correct accounting, and resolve urgent claim disputes.
Year 2 — Strengthen	Improve debt-service coverage, build reserves, repair the property, formalize leases and management agreements, reduce avoidable expenses, and produce lender-quality financial statements.

Year 3 — Price the exits	Obtain an updated appraisal, title and lien report, environmental or regulatory status update, refinance analysis, investor valuation, sale analysis, and projected year-five payoff.
Year 4 — Enter the market	Submit refinance packages, identify private and institutional lenders, circulate a controlled investor package, evaluate joint ventures, interview brokers, and negotiate creditor payoff terms.
Final 12 months	Maintain at least three active paths: refinance, sale, and investor or partner capital. Update payoff figures, diligence materials, tax estimates, court-approval requirements, and closing schedules.
Final 180 days	Select the primary transaction, execute term sheets or a sale contract, begin formal underwriting and diligence, and file required court motions or plan modifications.
Final 90 days	Resolve title, appraisal, environmental, entity, insurance, tax, lien-release, investor, and closing conditions. Activate the backup transaction if a material deadline is missed.
Final 60 days	Obtain final approval, closing statement, funds confirmation, payoff authorization, releases, and contingency instructions.
Final 30 days	Close before maturity whenever possible. If closing cannot occur, seek a written extension, consensual modification, court relief, sale authority, or another lawful remedy before default.

TRANSLATED PLAINLY

Don't spend four years enjoying lower payments and then panic when the big final payment is due. Start planning the exit the day the plan is approved. By year three the property should be ready for financing; by year four it should be on the market.

Investor, Partner, Refinance and Sale Compliance

Transaction identity	State whether the transaction is a property sale, entity-interest sale, new membership issuance, loan, preferred equity, joint venture, option, profit participation, token issuance, or combination.
Bankruptcy authority	Determine whether the confirmed plan already authorizes the transaction or whether notice, court approval, creditor consent, a plan modification, or relief under another Bankruptcy Code provision is required.
Valuation and fairness	Obtain independent valuation, compare alternatives, document marketing, disclose insider relationships, and explain why the transaction preserves more value than foreclosure or liquidation.
Securities compliance	An LLC, partnership, trust, profit-sharing, token, or investment interest may be a security. Identify the issuer, offering, investors, registration exemption, disclosure requirements, solicitation restrictions, resale limitations, broker-dealer issues, and federal and state antifraud duties.
Loan and title restrictions	Review due-on-sale clauses, transfer restrictions, lender consent, change-of-control provisions, assignments of rents, negative covenants, title requirements, and required lien releases.
Tax and homestead	Model income, capital-gain, cancellation-of-debt, transfer, documentary-stamp, property-tax, depreciation-recapture, homestead, and estate-planning consequences.
Investor diligence	Provide accurate financial statements, plan and order disclosures, title, liens, appraisal, environmental status, leases, insurance, litigation, regulatory restrictions, operating history, and risk factors.

Closing protection	Use escrow, closing conditions, proof of funds, representations, indemnities, releases, lien satisfactions, court-order finality, fallback rights, and post-closing reporting.

▼ **Legal detail & citations**

The SEC explains that offers and sales of securities must be registered or qualify for an exemption and remain subject to antifraud requirements. See SEC — Capital-Raising Building Blocks.

TRANSLATED PLAINLY

During your five-year plan you may want to bring in an investor, a partner, or a buyer to raise money or to exit. That is allowed — but the moment you sell someone a stake, securities laws can apply, and you have to take them seriously.

Don't hide a sale behind a nickname. Calling money a "partner contribution" or a "token" does not make the rules disappear. If someone is investing in exchange for a share of the profits or the property, treat it as what it is.

Do it properly. Sell exactly what your paperwork says you are selling, spell out every real risk to the investor honestly, and get any approvals the law requires. Cutting corners here can create brand-new legal problems on top of the ones you're solving.

Sell something real. The investor should be buying a genuine, defined interest — a piece of the property or the company — not a vague or imaginary claim on your bankruptcy or the court's order.

Bankruptcy Strategy Decision Matrix

Who owns the farm?	If an individual owns it, test Chapters 12, 13, and 11. If PropCo owns it, test Chapter 12 eligibility for a qualifying family entity and Chapter 11 or Subchapter V eligibility. Do not place the entity in Chapter 13.
Is the debtor a qualifying family farmer?	If yes, analyze Chapter 12 before forcing the case into Chapter 11 or Chapter 13.
Who owes the mortgage?	The debtor that owns the property and owes or is legally responsible for the secured obligation ordinarily must be positioned to propose its treatment.
Is the property the individual's principal residence?	Examine whether the claim is secured only by real property that is the principal residence, whether legally meaningful additional collateral exists, whether §1322(c)(2) applies, and whether consensual treatment is available. Mixed agricultural or commercial use of the same residence tract does not by itself defeat the anti-modification rule in the Eleventh Circuit.
Is liquidation acceptable?	If no, do not file Chapter 7 until the exemption, equity, trustee-sale, entity-interest, and cause-of-action consequences have been resolved.

Is a discharge the primary objective?	Chapter 7 may address eligible personal liability; Chapters 11, 12, or 13 may address reorganization. Prior discharges affect later discharge availability but do not answer every plan-purpose question.
Has another case been dismissed within one year?	Apply the §362(c)(3), §362(c)(4), and §109(g) analysis immediately and prepare any stay motion before filing.
Is the claimant's proof defective?	Use a Rule 3007 claim objection for allowance issues; use an adversary proceeding when Rule 7001 governs the requested relief.
Is the loan securitized or tokenized?	Build the evidence file. Proceed only if documents support a real dispute over enforcement authority, transfers, lien status, ownership, perfection, accounting, or another recognized claim.
Can the plan pay monthly obligations?	Prove income, expenses, reserves, taxes, insurance, adequate protection, reporting, and sensitivity to lower revenue or higher costs.
Can the balloon be paid?	Require at least two documented exits and preferably three: refinance, sale, investor or partner capital, negotiated payoff, or another lawful committed source.
Will an investor receive ownership or profit rights?	Conduct bankruptcy, securities, tax, lender-consent, valuation, and disclosure analysis before soliciting or accepting funds.

Decision scenario — Individually owned qualifying family farm

The owner has regular seasonal farm income, meets the Chapter 12 definitions, wants to retain the land, and has a supportable three-to-five-year operating plan. Analyze Chapter 12 first, preserve any regulatory challenge, value the impaired collateral, and prepare refinance and sale alternatives.

Decision scenario — PropCo owns a mixed-use farm

PropCo owns the property, OpCo operates the farm, and the individual occupies under a lease. Test whether the family entity qualifies for Chapter 12; otherwise use Chapter 11 or eligible Subchapter V treatment for PropCo while Chapter 13 addresses the individual's eligible personal obligations.

Decision scenario — Chapter 7 creates unacceptable loss risk

The farm contains substantial nonexempt equity and the debtor owns valuable claims against the servicer and government. Because a Chapter 7 trustee could administer those assets, do not use Chapter 7 as the first step unless exemptions, abandonment, sale exposure, standing, and settlement control have been resolved. Compare direct Chapter 12 or Chapter 11 instead.

TRANSLATED PLAINLY

Pick the type of bankruptcy from your actual situation — who owns what, the debts, the income, and your goal — not from a slogan. The wrong choice can cost you control; the right one, backed by solid records and several exits, can save the farm.

Turn Bad Credit Into a Documented Consumer-Rights Enforcement Strategy

If you think your credit is destined to be destroyed, think again. Credit exposure begins with the legal and organizational structure you chose when the entities were created. When assets, operations, borrowing, and liabilities are genuinely separated among properly maintained legal entities—and you have not personally guaranteed, co-borrowed, or otherwise assumed the debt—an entity's credit problem does not automatically become your personal credit problem. That distinction can change the entire strategy.

Bad credit should not be treated as surrender. Treat the credit file as evidence and, when the facts support it, as an enforcement opportunity. Use the Fair Credit Reporting Act (FCRA), the Fair Debt Collection Practices Act (FDCPA), bankruptcy protections, and every other applicable consumer right to audit what is being reported, challenge inaccurate or unverified information, force collectors and furnishers to prove what they claim, demand correction, preserve the record, and pursue every lawful dollar of damages, costs, fees, or other relief available when an actual violation is proven.

The choice is strategic: rebuild the credit record, enforce proven violations, or do both at the same time. Do not confuse a damaged score with the loss of your rights. Understand the structure. Control the evidence. Use the deadlines. Make every institution prove its claim and comply with the law. These are the realities of the financial system: understand it and use the rights it gives you, or allow the system to use your lack of knowledge against you. The choice is entirely yours.

▼ **Legal detail & citations**

Bad credit does not have to remain a permanent financial sentence. It can become the starting point for a two-track strategy: rebuild the credit profile while auditing every consumer report, collection account, balance, payment history, bankruptcy notation, and debt-collection communication for accuracy and legal compliance. The objective is not to manufacture claims or dispute accurate information merely because it is unfavorable. The objective is to identify actual errors and violations, demand correction, preserve evidence, prove damages, and pursue every remedy that federal and state consumer-protection laws lawfully provide.

TRANSLATED PLAINLY

Bad credit isn't just a low score — it is a file full of claims about you: what you owe, whether you pay on time, and your bankruptcy. This section turns that file from a weakness into something you actively manage and enforce.

Audit it, don't just accept it. Get your reports, find every genuine error, and correct them one by one — point to the wrong item, attach the proof, note the deadline, and get the updated report. At the same time, rebuild good credit with current accounts paid on time.

A violation only helps if you can prove it. If a company breaks the rules, that can become leverage — but only when you've saved the notice, proof it was received, what they were supposed to do, what they actually did, and the harm it caused you (like a denied loan or a higher price).

Be realistic about payouts. The law's dollar limits are ceilings, not automatic checks. Build any claim from real, documented harm — and remember that accurate bad marks can stay; it is the wrong, unfair, or unproven ones you challenge.

Track One — Correct and rebuild the credit record

▼ **Legal detail & citations**

Obtain current reports from Equifax, Experian, TransUnion, LexisNexis Risk Solutions, SageStream, and every other specialty consumer-reporting company that may maintain information about you. Compare the reported creditor, account owner, balance, payment status, delinquency date, charge-off date, collection status, bankruptcy notation, discharge treatment, inquiries, public records, and duplicate accounts against the original documents and court record.

Dispute each genuine inaccuracy with specific supporting evidence. Require the consumer-reporting company and information furnisher to conduct the investigation required by law. Preserve the reports before and after the dispute, delivery records, dispute letters, attachments, investigation results, updated reports, reinsertion notices, adverse-action letters, credit denials, increased interest rates, lost housing opportunities, and every resulting expense.

TRANSLATED PLAINLY

Fixing your credit is an evidence process. Save the starting report, mark each wrong item, attach the proof, note the deadline, and get the updated report. At the same time, build good credit with current accounts paid on time.

Track Two — Enforce proven violations

▼ **Legal detail & citations**

Preserve every collection letter, validation notice, envelope, voicemail, call log, text message, email, credit-report entry, dispute, response, denial, and court document. Determine whether the conduct violates the Fair Credit Reporting Act, Fair Debt Collection Practices Act, bankruptcy discharge injunction, Consumer Financial Protection Bureau's Debt Collection Rule, or another applicable federal or state protection.

A collector, furnisher, or consumer-reporting company should not be permitted to use inaccurate balances, false ownership claims, misleading legal status, unverified information, duplicate accounts, discharged personal liability, unauthorized fees, harassment, or deceptive collection tactics as weapons against the consumer.

TRANSLATED PLAINLY

A violation only becomes leverage when you can prove it and show it hurt you. Save the notice, proof it was received, what they were supposed to do, what they actually did, and the harm it caused. Then sort the claims by company and figure the damages carefully.

Money, damages, costs, and attorney's fees that may be recovered

▼ **Legal detail & citations**

A consumer does not receive money merely because credit is poor or a dispute was submitted. Recovery requires an actual legal violation, a covered defendant, admissible evidence, causation, damages where required, and a timely claim.

Willful FCRA noncompliance	Actual damages or statutory damages of **$100 to $1,000**, punitive damages when justified, litigation costs, and reasonable attorney's fees.
Negligent FCRA noncompliance	Provable actual damages, litigation costs, and reasonable attorney's fees.
Individual FDCPA action against a covered debt collector	Actual damages, additional statutory damages up to **$1,000 per lawsuit**, litigation costs, and reasonable attorney's fees. The statutory maximum is ordinarily not multiplied automatically by the number of violations.
FDCPA class action	Actual damages for class members plus additional recovery subject to the statutory class-action limit, generally the lesser of **$500,000 or 1% of the debt collector's net worth**, together with authorized fees and costs.
Bankruptcy discharge violation	Depending on the circumstances and controlling law: compensatory damages, attorney's fees, costs, coercive or contempt remedies, and other relief ordered by the bankruptcy court.
State consumer-protection violations	Actual, statutory, multiple, or punitive damages, injunctions, attorney's fees, and costs when authorized by the applicable state statute.

▼ **Legal detail & citations**

The FCRA's civil-liability provisions distinguish willful from negligent noncompliance. See 15 U.S.C. §§1681n–1681o. The FDCPA separately governs civil liability for covered debt collectors. See 15 U.S.C. §1692k.

Attorney's fees are not normally a cash bonus paid directly to the consumer. When authorized and awarded, they compensate the consumer's attorney for reasonable work required to prosecute a successful claim. Actual damages must be documented through evidence such as credit denials, higher borrowing costs, lost transactions, out-of-pocket expenses, lost time where recoverable, or legally cognizable emotional harm.

Government agencies may also impose civil penalties, restitution, compliance obligations, monitoring, and other sanctions against consumer-reporting companies or debt collectors. Government civil penalties ordinarily are paid to the government, not automatically to the individual consumer. Consumer compensation depends upon the statute, court judgment, settlement, restitution order, or redress program involved.

Verification note — consumer damages statutes current through Aug. 2026: 15 U.S.C. §1681n authorizes, for willful FCRA noncompliance, actual damages or statutory damages of $100–$1,000, punitive damages as the court may allow, and costs plus reasonable attorney's fees in a successful action. Section 1681o provides actual damages plus costs and reasonable attorney's fees for negligent noncompliance. 15 U.S.C. §1692k authorizes actual damages and, in an individual FDCPA action, additional damages up to $1,000; class additional damages are capped by the statutory lesser-of formula. See 15 U.S.C. §1681n, §1681o, and §1692k.

TRANSLATED PLAINLY

A legal maximum isn't an automatic payout. Build your damages from real proof: denied credit, higher prices, a lost deal, out-of-pocket costs, and the exact wrongdoing. Keep your bills and records so legal fees can be recovered.

Consumer-reporting companies that must be audited separately

▼ **Legal detail & citations**

Equifax, Experian, and TransUnion are separate nationwide consumer-reporting companies. A dispute, fraud alert, security freeze, or opt-out submitted to one company does not necessarily correct or freeze every other consumer-reporting file. Each report must be obtained, compared, disputed, and monitored separately.

consumer-reporting company associated with LexisNexis that supplies supplemental credit-risk information, the name is **SageStream, LLC**.

LexisNexis Risk Solutions owns SageStream. SageStream provides supplementary consumer reports used by creditors including auto lenders, credit-card issuers, retailers, utilities, and mobile-phone providers.

LexisNexis also operates its own FCRA consumer-reporting business, **LexisNexis Risk Solutions Inc.**, and its **National Credit File** product can obtain credit reports from **Equifax, Experian, and TransUnion**

LexisNexis-owned supplemental bureau: SageStream

Major bureaus LexisNexis accesses: Equifax, Experian, TransUnion

LexisNexis consumer reporting entity: LexisNexis Risk Solutions Inc.

▼ **Legal detail & citations**

SageStream's official website states that SageStream, LLC is a consumer-reporting agency regulated by the FCRA and is now part of LexisNexis Risk Solutions. See SageStream — About Us. LexisNexis also provides a separate portal through which consumers may request their LexisNexis Consumer Disclosure Report, dispute information, or request a security freeze. See LexisNexis Consumer Disclosure Portal.

A LexisNexis or SageStream freeze does not automatically freeze Equifax, Experian, TransUnion, Innovis, or another consumer-reporting company. LexisNexis expressly states that its freeze applies to LexisNexis Risk Solutions and SageStream files, not to the other reporting companies. See LexisNexis — Security Freeze.

Verification note — CFPB company list: The CFPB's 2025 Consumer Reporting Company List identifies SageStream, LLC as a supplementary consumer-reporting company and states that LexisNexis Risk Solutions owns SageStream. The CFPB list separately identifies LexisNexis Risk Solutions. See CFPB — 2025 Consumer Reporting Company List.

TRANSLATED PLAINLY

Freezing or disputing one report doesn't clean up all of them. Get a separate report from every company that may hold data about you, then compare names, balances, and bankruptcy details across them. Send a separate dispute to each one.

Example — Discharged debt reported as personally collectible

▼ Legal detail & citations

A creditor or collector continues reporting a discharged obligation with an outstanding personal balance and repeatedly demands personal payment without accurately recognizing the bankruptcy discharge. The consumer preserves the discharge order, schedules, account statements, collection communications, and reports from every affected consumer-reporting company. The consumer disputes the precise inaccuracies and documents every resulting denial, higher interest rate, expense, or other provable injury.

The consumer then evaluates separate claims against each entity according to what it actually did:

- The debt collector for unlawful collection conduct.
- The furnisher for its investigation and continued furnishing.
- Each consumer-reporting company for its handling of the dispute and continued publication.
- Any creditor or collector violating the bankruptcy discharge injunction.
- Any entity obtaining or using a consumer report without a permissible purpose.

TRANSLATED PLAINLY

Your debt-wipeout order is the starting evidence, not the whole case. Save the bankruptcy records and each credit company's before-and-after reports, then check whether the disputed item is wrong and whether the company was properly notified.

Example — Collector and reporting companies cannot reconcile the account

▼ Legal detail & citations

A collector demands one balance, reports a different balance, and identifies an entity that does not match the creditor shown on the consumer reports. Equifax, Experian, TransUnion, LexisNexis, or SageStream continues reporting the disputed information after receiving the consumer’s evidence.

The consumer creates a comparison chart showing every contradiction, submits separate disputes to the appropriate companies, requests debt validation when applicable, and preserves every investigation result. If a collector or reporting company fails to comply with a duty imposed by law, the consumer evaluates correction, regulatory complaints, damages, attorney’s fees, costs, and litigation.

TRANSLATED PLAINLY

Bad credit isn't just a score — it's a file full of claims about your identity, debts, and reliability. Check that file, fix every real error, make every collector and credit company follow the law, and rebuild with good current accounts.

Strategic Use of Time in Bankruptcy

> **TIME MUST BE YOUR FRIEND IN ANY LITIGATION.** Litigation consumes time whether you use it or surrender it. Treat every lawful deadline, response period, discovery window, hearing date, reconsideration period, and appeal period as a strategic resource. Each available day should strengthen the evidence, preserve operations, test the opposing party's proof, resolve title or lien issues, improve valuation, develop financing, or advance the restructuring plan. Do not give away procedural time unless doing so produces a concrete strategic benefit.

Bankruptcy is not only a process for adjusting debt. It is also a structured legal process governed by deadlines, burdens of proof, notice requirements, discovery, evidentiary standards, hearings, objections, and appellate rights. Each of those procedures consumes time.

For a debtor attempting to preserve property and establish a restructuring plan, **time can be an asset**. The objective is not delay merely for the sake of delay. The objective is to require every creditor and claimant to proceed through every lawful step required before obtaining relief, while the debtor uses that same period to strengthen the restructuring.

That means the debtor does not unnecessarily accelerate the creditor's case by voluntarily surrendering rights, accepting unsupported claims, conceding standing, allowing unrestricted property access, accepting questionable valuations, or waiving procedural protections.

Instead, the strategy is to make the legal process operate fully.

How Time Is Created Lawfully

Time is created when legitimate disputes must be resolved, including:

- **Real party in interest** — Who actually has authority to enforce?
- **Debt and claim validation** — Is the amount claimed accurate and documented?
- **Chain of title and assignments** — Can the claimant establish its legal authority?
- **Lien validity, perfection and priority** — Is the asserted security interest valid and enforceable, how was it perfected, what priority does it have, and is any perfection defect avoidable or otherwise consequential in this case?
- **Property access** — Does the requesting party have authority to enter, or must access be obtained through formal discovery or court order?
- **Valuation** — What is the collateral actually worth?
- **Discovery** — What documents, witnesses, accounting records, servicing records, and appraisal evidence exist?
- **Evidence** — Can the creditor actually authenticate and prove what it alleges?
- **Automatic-stay litigation** — Has the creditor established entitlement to relief from the stay?
- **Claim objections** — Is the filed proof of claim legally and factually supportable?
- **Plan treatment** — How should the claim ultimately be treated under the restructuring plan?
- **Reconsideration and appellate rights** — Is an adverse ruling subject to further review?

Each legitimate issue can require pleadings, responses, evidence, discovery, hearings, rulings, and sometimes review.

The Strategic Objective

The debtor should use that time to accomplish something measurable:

Preserve operations → investigate claims → develop evidence → establish property value → accumulate cash → obtain financing → negotiate from strength → construct the restructuring plan → establish feasibility → seek confirmation.

The creditor should not receive an accelerated path merely because the debtor chooses to cooperate beyond what the law requires.

The Operating Principle

Do not give away time.

Do not waive a legitimate objection simply to appear cooperative.

Do not concede standing that has not been established.

Do not accept a debt calculation that has not been verified.

Do not accept a lien merely because it appears on a creditor's paperwork.

Do not voluntarily provide property access merely because it is demanded.

Do not accept the creditor's appraisal as controlling.

Do not waive discovery, evidentiary, hearing, reconsideration, or appellate rights without understanding the strategic consequence.

The strategy is maximum lawful use of the process so that time works toward restructuring rather than toward liquidation or creditor enforcement.

The strategy then proceeds in this order:

Real Party in Interest → Debt Validation → Claim Verification → Note/Mortgage and Securitization Chain Audit → Lien Verification → Access Control → Valuation → Discovery → Secured-Status Challenge → Identify Adverse Title Claims → Quiet Title / Lien-Determination Adversary → Final Lien Judgment → Plan Development → Confirmation → Review and Appeal.

Understanding the Court's Timetable — and Making It Work for You

EASY READING

Bankruptcy moves on short deadlines. That speed can hurt an unprepared filer, but it can also help someone who arrives with the documents, objections, evidence, and backup plan already organized. The goal is not delay. The goal is to know every deadline before the other side can use it against you.

Why the hurry — what's actually driving the clock

EASY READING

The court and trustee are expected to move cases forward, and creditors often push quickly for dismissal, stay relief, or payment. Missing a deadline can cost rights before the real dispute is ever heard. Build the calendar before filing, identify which dates are fixed by statute or rule, and prepare the evidence needed for each one in advance.

- **The trustee has duties and deadlines.** A trustee's role and compensation differ by chapter, but trustees are charged with administering cases under the Bankruptcy Code and applicable rules. Do not assume the trustee will leave the case open indefinitely while the debtor develops evidence or restructuring options.
- **The court will move the docket.** Bankruptcy courts enforce statutory deadlines, procedural rules, scheduling orders, and hearing calendars. The debtor should expect the case to move and should use every available period before a deadline to strengthen the record.
- **Creditors may seek relief from the stay.** A secured creditor may move for stay relief, dismissal, or other remedies when the statutory grounds exist. That makes preparation essential: the debtor should be ready to contest standing, claim amount, lien status, valuation, adequate protection, and other disputed elements when supported by the facts.
- **Bankruptcy contains many separate clocks.** The meeting of creditors, claim deadlines, plan-filing requirements, hearing dates, discovery periods, confirmation procedures, and review deadlines can arrive quickly. The advantage belongs to the party that identifies each clock early and prepares before it expires.

How the deadline works for you — the flip side

- **A deadline you're ready for is a weapon; a deadline you're not ready for is a trap.** The hurry only hurts the unprepared. If your valuation file, your claim objections, and your real-party-in-interest challenge are built before you file, the fast clock stops working against you and starts working against the creditor who now has to answer on a schedule.
- **The stay is a contested protective asset — use it deliberately.** The automatic stay can terminate by statute, case event, or court order, and a creditor may seek relief from it. Every available day should therefore do a job: force objections to become specific, make the claimant prove authority, develop valuation evidence, investigate lien and title issues, and strengthen the restructuring record.
- **Deadlines cut both ways.** The creditor also has a deadline to file its proof of claim, to respond to your objection, to answer your adversary complaint. A party that can't prove up its paperwork on a tight timetable is exposed by the very speed it was counting on. You can make the clock their problem.
- **Closure isn't the enemy — the terms of closure are.** The goal isn't to drag the case out; it's to make sure that when the court's timetable forces resolution, the resolution is a confirmed plan on your numbers, not a dismissal or a lifted stay. You want to arrive at the deadline already holding the outcome.

1. **Speed favors the prepared, not the aggressive.** The lesson isn't "file fast to seize the clock" — a skeleton filing to grab the stay, with nothing built behind it, walks straight into the 14-day and confirmation deadlines and gets dismissed. The clock rewards readiness, which is the opposite of hurry. The hurry should happen in your preparation, before filing — so the case itself can move confidently.
2. **The court is the decision-maker, not the opposing party.** Direct the strategy toward the evidence, the governing law, and the relief requested. A strong record is more effective than treating the court itself as the adversary.

TRANSLATED PLAINLY

Bankruptcy imposes short deadlines and strong institutional pressure to move the case forward. The debtor's advantage is preparation: use every lawful response period, objection period, hearing date, and discovery opportunity to strengthen the record and the restructuring—not to manufacture delay. If your evidence, objections, and challenge to enforcement authority are prepared before filing, fast deadlines can require the opposing party to answer a developed record on the same schedule. The goal is to make each available day strengthen the restructuring position.

The Strategic Use of a Skeleton Bankruptcy

▼ **Legal detail & citations**

A "skeleton bankruptcy," sometimes called a "bare-bones" or emergency bankruptcy filing, is not a separate bankruptcy chapter. It is the lawful commencement of a Chapter 7, 11, 12, or 13 case using the minimum documents required by the applicable bankruptcy court, followed promptly by the remaining schedules, statements, disclosures, and—when applicable—a reorganization plan.

Its legitimate strategic purpose is to preserve the debtor's legal position when immediate action is necessary and there is not enough time to prepare the complete filing package before a foreclosure sale, repossession, garnishment, levy, judgment enforcement, or other imminent creditor action.

TRANSLATED PLAINLY

A "skeleton" bankruptcy is a bare-bones emergency filing — just enough paperwork to file right now and trigger the automatic pause that can stop a sale happening tomorrow. It is an emergency brake, not a finished case.

What it buys you. Filing instantly creates the pause that can halt a foreclosure. But pulling that brake also puts you, the property, and your money under the supervision of a federal court — so it is not a step to take lightly or unprepared.

The catch: the clock starts immediately. After a skeleton filing you usually have about 14 days to file all the remaining paperwork, or the case gets thrown out — which can leave you worse off than before. So even in an emergency, know your chapter, what you own, and what is protected before you hit the button.

Best practice. Keep an "emergency file" ready in advance — title, loans, the foreclosure notice, income, and a draft plan — so if you ever have to file fast, you are finishing a prepared case, not starting from scratch.

What the skeleton filing can accomplish

▼ Legal detail & citations

Filing the bankruptcy petition generally creates the automatic stay under 11 U.S.C. § 362. Subject to statutory exceptions, prior filings, and orders granting relief from the stay, it can immediately suspend covered foreclosure proceedings, collection activity, garnishments, repossessions, and enforcement actions. The stay creates a controlled period in which the debtor can complete the required documents and present a lawful restructuring or liquidation strategy. Chapter 11 Bankruptcy Basics

The filing must occur before the critical event is completed. Filing after a foreclosure sale has already been completed under applicable state law may be too late to recover the property. Chapter 13 Bankruptcy Basics

The strategic value is therefore timing: the debtor files a legally sufficient case before the deadline, preserves whatever protection the Bankruptcy Code actually provides, and then completes the case without missing the court's follow-up deadlines.

TRANSLATED PLAINLY

The automatic pause can stop a lender, but only for what the law actually covers and only while it lasts. Save the exact filing time, the sale schedule, and notice to the lender. If they keep going anyway, ask the court to enforce the pause.

The emergency filing package

▼ Legal detail & citations

The exact minimum package depends upon the bankruptcy chapter, whether the debtor is an individual or business entity, and the local rules and administrative procedures of the particular bankruptcy court. Before filing, the debtor must obtain the court's current emergency-filing checklist.

The filing package commonly includes:

- The applicable voluntary bankruptcy petition.
- A complete creditor mailing matrix containing every known creditor's correct name and address.
- The filing fee or an authorized application concerning payment of that fee.
- The individual debtor's Social Security-number statement.
- The individual debtor's prepetition credit-counseling certificate or a legally sufficient request based upon an applicable statutory exception.
- Any declarations, corporate resolutions, ownership disclosures, lists of equity holders, or other documents required by the selected chapter and local court.
- Any motion needed to extend or impose the automatic stay when previous cases were pending and dismissed during the preceding year.

▼ **Legal detail & citations**

Credit counseling ordinarily must be completed before an individual files—not merely after the case begins. Filing first and hoping to correct the deficiency later can result in dismissal. Credit Counseling Requirement

TRANSLATED PLAINLY

The bare-minimum filing package is different in each court. Don't rely on an old checklist or another area's rules. Get the current official forms and the local list for your court, double-check them, and prepare the missing pieces before you file.

The fourteen-day completion period

▼ **Legal detail & citations**

A skeleton petition does not eliminate the remaining filing requirements. Many schedules, statements, and other documents ordinarily must be filed within 14 days after the petition unless the court grants additional time. Federal Rule of Bankruptcy Procedure 1007

In Chapter 13, the repayment plan ordinarily must be filed with the petition or within 14 days unless the court grants an extension. Chapter 13 plan payments ordinarily begin within 30 days after filing, even if the plan has not yet been confirmed. Chapter 13 Bankruptcy Basics

This means the skeleton filing creates a short working window—not an open-ended delay. Failure to complete the required filings can produce dismissal, termination of the stay, renewed creditor enforcement, loss of the filing fee, and damage to the debtor’s position in a later case.

Verification note — current rules and Southern District of Florida: Current Bankruptcy Rule 1007 governs schedules, statements, and other required documents and supplies the federal timing framework. For a Miami-Dade filing, the United States Bankruptcy Court for the Southern District of Florida adopted amended local rules effective June 1, 2026, and its current Chapter 13 plan is Local Form LF-31 (rev. 06/01/2026). Always use the court’s current filing package and local rules on the filing date. See Current Federal Rules of Bankruptcy Procedure, Southern District of Florida Local Rules, and Southern District of Florida — LF-31.

TRANSLATED PLAINLY

Fourteen days is a hard deadline, not spare time. Write the remaining paperwork and plan ahead of the emergency if you can, then confirm the court accepted everything. If you truly need more time, ask for it before the deadline — don't miss it.

Strategic scenario: foreclosure sale is imminent

▼ **Legal detail & citations**

Assume a foreclosure sale is scheduled for the following morning. The debtor has a legitimate reorganization objective but cannot complete every schedule before the sale.

Before filing, the debtor:

1. Determines which bankruptcy chapter legally fits the debtor, property, income, debts, and intended outcome.
2. Completes the required prepetition credit counseling if the debtor is an individual.
3. Identifies every creditor and prepares an accurate creditor matrix.
4. Investigates previous bankruptcy cases to determine whether the automatic stay will arise, terminate after 30 days, or require a motion to impose the stay.
5. Files the minimum documents required by the court before the foreclosure sale is completed.
6. Immediately provides notice of the filing to the foreclosing creditor, its attorney, the sale officer, and every other appropriate participant.
7. Files the complete schedules, statements, plan, and supporting documents within the controlling deadlines.
8. Begins all required postpetition payments and prepares evidence showing adequate protection, feasibility, insurance, property value, income, and the reason the property is necessary to the reorganization.

▼ **Legal detail & citations**

The skeleton filing preserves the opportunity to present the case. It does not guarantee that the property will be retained. A secured creditor may request relief from the stay, and the debtor must be prepared to prove a legally viable path forward.

TRANSLATED PLAINLY

When the sale is only hours away, timing proof matters. Confirm the exact legal sale time, file before it happens, and keep the court's filing receipt. Send notice every proper way — but remember that notice alone doesn't create the pause; the filing does.

Strategic use in Chapter 7

▼ Legal detail & citations

A Chapter 7 skeleton filing may stop covered collection activity temporarily and place the debtor and the debtor's property under bankruptcy-court jurisdiction. It may also allow a discharge of qualifying unsecured obligations.

However, Chapter 7 is a liquidation proceeding. Upon filing, nonexempt property, equity, legal claims, potential recoveries, and other estate assets may come under the control of the Chapter 7 trustee. A debtor attempting to preserve a farm, home, business, or valuable equity can make the situation worse by filing Chapter 7 without first analyzing ownership, exemptions, liens, transfers, pending claims, and liquidation exposure.

Chapter 7 should not be treated as a disposable first step. The case creates immediate legal consequences that cannot necessarily be reversed through dismissal or later conversion.

TRANSLATED PLAINLY

Chapter 7 can stop collection and clear debt, but it also puts your unprotected assets and lawsuits under a trustee. Before using it to save a valuable farm or home, work out what's protected and how much equity you have — then find out what the trustee could take.

Strategic use in Chapter 13

▼ Legal detail & citations

For an eligible individual with regular income, a Chapter 13 skeleton filing may stop a covered foreclosure before the sale and preserve the opportunity to propose a repayment plan. The debtor may seek to cure mortgage arrears over the plan period while maintaining required postpetition payments.

The debtor must be prepared to file a complete and feasible plan, begin timely payments, disclose all assets and liabilities, and comply with trustee and court requirements. The filing is not successful merely because the sale was stopped; success requires confirmation and performance of the plan.

If a prior case was dismissed during the preceding year, the stay may terminate after 30 days unless extended. If two or more cases were dismissed during that period, the stay may not arise without a court order imposing it. The motion, supporting evidence, and hearing strategy must therefore be prepared at the beginning—not after the protection disappears.

TRANSLATED PLAINLY

Chapter 13 isn't won just by stopping the sale for a day. You have to qualify, file a workable plan, start the payments, catch up where allowed, keep up with new bills, and survive every objection. Save your income, payment, insurance, and tax records, and act fast.

Strategic use in Chapter 11

▼ Legal detail & citations

A Chapter 11 skeleton filing may preserve an operating business, income-producing property, investment property, or a complex ownership and debt structure while the debtor develops a reorganization proposal.

The strategic objective is to convert an imminent enforcement crisis into a supervised restructuring process. The debtor may seek time to establish property value, challenge claim amounts, negotiate interest and payment terms, obtain financing, sell assets through an orderly process, or propose a confirmable plan.

Chapter 11 also creates immediate duties. The debtor must maintain insurance, safeguard estate property, keep accurate financial records, use authorized bank accounts when required, file operating reports, comply with United States Trustee requirements, and obtain approval before taking actions outside the ordinary course of business. An emergency petition filed without the operational ability to satisfy these duties can rapidly lead to dismissal, conversion, appointment of a trustee, or loss of the property.

TRANSLATED PLAINLY

Chapter 11 gives you a place to reorganize, not a break from running things well. From day one, keep clean records of cash, insurance, taxes, and monthly operations. Right after an emergency filing, steady the business and get to a plan a judge can approve.

Strategic use for a family farm

▼ Legal detail & citations

A qualifying family farmer or family-farming entity should evaluate Chapter 12 before assuming that Chapter 11 or Chapter 13 is the only restructuring option. Chapter 12 was specifically designed for qualifying family farmers and family fishermen and may provide restructuring tools suited to seasonal agricultural income and farm debt. Chapter 12 Bankruptcy Basics

When a working farm faces an imminent foreclosure after being misclassified as wetland or subjected to another disputed governmental designation, an emergency bankruptcy filing may preserve the property temporarily while the debtor evaluates the financial claim, the classification dispute, available administrative remedies, and a feasible reorganization.

Bankruptcy does not automatically reverse a wetland designation or decide every constitutional or administrative claim. Those issues may require separate litigation, exhaustion of administrative remedies, or an adversary proceeding within the bankruptcy case when bankruptcy jurisdiction and procedural rules permit it.

TRANSLATED PLAINLY

Check whether a farm qualifies for Chapter 12 before assuming Chapter 11's cost or Chapter 13's limits are unavoidable. Save the farm income, debts, ownership, and the proof linking the government's action to the drop in value. Then compare the plans.

Build the skeleton before the emergency

▼ **Legal detail & citations**

The strongest skeleton bankruptcy is prepared before the emergency exists. The debtor's emergency file should contain:

- A current title report and ownership documents.
- Recorded mortgages, assignments, modifications, and lien information.
- The foreclosure complaint, judgment, sale notice, and complete docket.
- Property valuations and evidence of equity.
- Insurance records and tax information.
- Income records and realistic cash-flow projections.
- A complete creditor matrix.
- Draft bankruptcy schedules and statements.
- Prior-bankruptcy records.
- The required credit-counseling certificate.
- A proposed Chapter 12, 13, or 11 restructuring framework.
- Evidence supporting any motion to extend or impose the automatic stay.
- A calendar containing every bankruptcy and nonbankruptcy deadline.

▼ **Legal detail & citations**

The petition should be the final emergency action taken from an already organized file—not the first time the debtor begins examining the facts.

TRANSLATED PLAINLY

Your emergency file only helps if it already exists. Keep the title, liens, foreclosure records, appraisals, insurance, taxes, income, creditor list, and draft plan together in one place. Then keep it up to date so it's ready the moment you need it.

What a skeleton bankruptcy must never become

▼ Legal detail & citations

A skeleton filing must not be used to conceal property, omit known creditors, manufacture jurisdiction, submit false information, transfer assets fraudulently, or obtain delay without a legitimate bankruptcy purpose. Bankruptcy papers are signed under penalty of perjury, and deliberate concealment or false statements can result in sanctions, denial or revocation of discharge, loss of property, dismissal with restrictions on refiling, or criminal referral.

A bankruptcy petition also should not be filed merely to “test” whether the creditor will react. Filing creates a federal bankruptcy estate, public court record, statutory duties, deadlines, and consequences affecting property, contracts, lawsuits, credit, and future bankruptcy eligibility.

TRANSLATED PLAINLY

A bare-bones filing is an emergency brake. It can stop a sale before it happens — but pulling that brake also puts you, the property, and the money under a federal judge's supervision.

Relentless Citizen-Rights Enforcement

▼ Legal detail & citations

This document is written from the citizen’s rights-protection position. Its purpose is to identify, preserve, assert, enforce, and obtain remedies for every right and protection legally available to the citizen—not to defend governmental agencies, trustees, creditors, servicers, debt collectors, or consumer-reporting companies.

- Governmental and institutional allegations will be treated as allegations requiring proof.
- Every claimant will be required to establish standing, authority, amounts, lien validity, priority, and entitlement to relief.
- Every government action will be tested for jurisdiction, authority, notice, due process, evidentiary support, constitutional compliance, and available review.
- Every deadline, objection, exemption, stay protection, claim objection, appeal, adversary proceeding, consumer remedy, damage claim, and fee-shifting provision available to the citizen will be identified.
- “Aggressive” will mean persistent rights enforcement: no waived objection, unanswered allegation, unsupported fee, unchallenged claim, missed remedy, or unresolved issue left without a requested ruling.
- Warnings will explain how to preserve rights and prevent institutional exploitation—not blame the citizen.
- The document will distinguish an actual legal limitation from an institution’s preferred interpretation.
- No right will be softened or removed merely because asserting it inconveniences a creditor, trustee, agency, or court.
- Existing material will not be deleted, rewritten, reordered, consolidated, or replaced. All further work will remain additive.

The citizen does not enter bankruptcy to surrender every right to institutional convenience. The citizen invokes a federal legal process to enforce the automatic stay, preserve exempt property, challenge unsupported claims, demand admissible evidence, restructure lawful obligations, obtain a discharge when authorized, and require every creditor, trustee, servicer, reporting company, and governmental entity to remain within the limits of the law.

Relentless rights protection means no presumed governmental correctness, no automatic acceptance of institutional records, no unsupported creditor claim, no unexplained charge, no defective notice, no abandoned objection, no forfeited deadline, and no disputed issue left without evidence, a formal request for relief, and a ruling suitable for review.

TRANSLATED PLAINLY

This section is the mindset that ties the whole book together: don't just complain about what an institution is doing — turn every dispute into something a court can actually rule on.

Turn complaints into filings. A letter or a phone call rarely forces a decision; a written objection, motion, or request does. For each problem, state exactly what you want, back it with evidence, ask for a hearing, and get the judge to rule on that specific point.

Deadlines are your leverage. Keep one master calendar of every important date — court deadlines, objections, hearings, payments, appeals — and note where each one comes from. A missed deadline can hand the other side a win it never earned.

Make everyone prove their claim. Whether it is a lender, a servicer, or a collector, require it to show its authority and its numbers, and correct your own paperwork before anyone else can point at it. Persistence, backed by evidence and deadlines, is how an ordinary person holds powerful institutions to the law.

Use commands instead of passive requests

▼ **Legal detail & citations**

File. Demand. Document. Calendar. Object. Preserve. Move for relief. Force the disputed issue onto the record and request a ruling. Do not merely complain about an unsupported claim. Identify the defect, file the proper objection, attach the evidence, demand the claimant's admissible proof, and obtain a ruling.

TRANSLATED PLAINLY

A right you never use may never get you a ruling. Turn complaints into actual filings — objections, requests, and hearings the court can act on. Keep proof you filed and served them, and get a decision on the point instead of just trading letters.

Control the clock

▼ **Legal detail & citations**

Create a master deadline register identifying every controlling date, responsible person, required filing, supporting exhibit, service requirement, response date, hearing date, and consequence of institutional or citizen inaction. Emergency relief must be followed by immediate compliance and enforcement. The party that controls the evidence and the calendar controls the strategic tempo.

TRANSLATED PLAINLY

Deadlines are leverage. Keep one master calendar with every important date — court rules, claims, objections, hearings, payments, and appeals. Note where each date comes from and what to do before it arrives. A missed deadline hands the other side an advantage.

The seventy-two-hour skeleton-filing protocol

Before filing	Select the legally appropriate chapter; complete required counseling; audit prior filings; identify exempt and nonexempt property; assemble the creditor matrix; confirm the sale or enforcement deadline; and prepare any stay motion that may be required.
Filing hour	File the court-required initiating documents before the irreversible event, obtain the case number and filing confirmation, verify that the case appears on the docket, and preserve proof of the filing time.
First 24 hours	Provide legally appropriate notice to affected creditors and enforcement participants; calendar every deadline; verify the automatic-stay status; preserve all post-filing communications; and prepare immediate relief if an entity continues covered enforcement.
First 72 hours	Complete missing schedules and statements, reconcile all property and claims, prepare the plan or restructuring framework, document income and expenses, and prepare evidence for stay, valuation, adequate-protection, claim, or emergency hearings.
First 14 days	File every document due under the Bankruptcy Code, Bankruptcy Rules, local rules, and court orders, unless the court has granted different relief. Confirm service and docket acceptance rather than assuming submission completed the obligation.
Before the §341 meeting	Reconcile every answer under oath with the schedules, bank records, tax returns, ownership documents, transfers, claims, valuations, and proposed plan. Correct genuine omissions promptly and preserve the explanation and supporting evidence.
Before confirmation	Defeat every unsupported objection with law and evidence; prove feasibility; establish value; document the exit strategy; challenge improper claims and fees; and obtain express rulings on preserved disputes.

TRANSLATED PLAINLY

The first three days decide whether an emergency filing becomes a real case. Confirm the pause is in effect, notice went out, the court has your documents, and payments and insurance are set — and keep proof of each. Then turn it into a two-week and a longer-term calendar.

No unsupported claim receives a free pass

▼ Legal detail & citations

Require each claimant, when properly disputed and when the governing law requires it, to establish the identity of the current creditor, the servicer's authority, the amount and calculation of the claim, perfection and priority of the asserted lien, relevant assignments and endorsements, admissible supporting records, and entitlement to the particular relief requested.

Securitization or tokenization does not, standing alone, automatically eliminate a debt, mortgage, lien, or party in interest. The forceful attack is directed at a provable defect: an evidentiary gap, contradictory ownership assertion, unauthorized servicer, broken transfer history, inaccurate balance, defective perfection, missing document, false declaration, or failure to establish the right to obtain the specific relief requested.

TRANSLATED PLAINLY

Make the company prove the exact thing it's asking for. Get the claim, the loan papers, the record of who owns the debt, the authority to collect, and the payment history — then find the specific gap. After that, file the right objection or request.

Build a claims-objection command center

▼ Legal detail & citations

Maintain a separate record for every proof of claim showing the claimant, alleged owner, servicer, account number, asserted amount, collateral, arrears, interest, fees, costs, payment history, attached documents, missing evidence, contradictions, objection grounds, response deadline, hearing date, discovery, and ruling. Compare every proof of claim against the petition, loan documents, title records, payment records, foreclosure filings, assignments, consumer reports, and prior representations.

TRANSLATED PLAINLY

For each claim, keep one evidence file. Line the claim up against the contract, the title, the payment history, and your bankruptcy paperwork. Note the deadlines, save the exhibits, and ask the judge to rule on each mismatch. Unexplained fees don't just get accepted.

Use motion practice to enforce rights

▼ Legal detail & citations

When supported by the controlling law and evidence, evaluate and timely pursue relief concerning extension or imposition of the automatic stay, enforcement of the stay, claim objections, property valuation, use of cash collateral, adequate protection, turnover, discovery, sanctions, and contempt for discharge violations. Select the correct procedural vehicle, give required notice, establish the evidentiary record, and request specific relief capable of enforcement and review.

TRANSLATED PLAINLY

Use the right procedure for the right problem. A strong file names the legal basis, the notice period, what you must prove, and the order you want. Keep the exhibits and the ruling. When an institution won't comply, the answer is a formal, enforceable request to the court.

Make every adversary proceeding evidence-driven

▼ **Legal detail & citations**

An adversary proceeding is a lawsuit arising in or related to the bankruptcy case—not a threatening letter and not a collection of accusations. Each count must identify the proper defendant, jurisdiction, the legal duty or cause of action, the operative facts, supporting evidence, resulting injury, and the precise relief requested. Use targeted discovery to obtain documents and testimony that are unavailable voluntarily, then connect that evidence to the required elements of the claim.

TRANSLATED PLAINLY

A lawsuit inside the bankruptcy has to survive every stage, all the way to trial. Tie each part to a specific fact, real evidence, a harm, and what you're asking for. Cut anything you can't back up before you file, so the other side can't knock it out.

Attack the weaknesses in the citizen’s case before the opposition does

▼ **Legal detail & citations**

This is not blame. It is defensive preparation. Audit eligibility, good faith, feasibility, disposable income, exemptions, insider transactions, property value, insurance, tax compliance, prior filings, undisclosed legal claims, ownership history, and the ability to fund every promised payment or balloon. Correct genuine defects before an institution can use them to divert attention from its own evidentiary failures.

TRANSLATED PLAINLY

Good preparation protects your rights. Check your own eligibility, protections, transfers, income, and paperwork before anyone else does. Fix real problems openly with corrections and evidence, so the other side can't catch you on an avoidable mistake.

Make the five-year balloon an evidence-supported exit

▼ **Legal detail & citations**

A thirty-year amortization with a five-year balloon requires a documented exit strategy. Calculate present value, conservative five-year value, projected principal balance, equity under multiple appreciation and depreciation assumptions, refinancing requirements, sale costs, taxes, investor terms, backup disposition dates, and the result if refinancing or sale is delayed. Ask: How much will the property realistically be worth in five years, and how much equity will actually remain after every lien, cost, tax, and required payment?

The confirmed treatment or negotiated settlement can have investment value only when its terms are lawful, transferable when required, fully disclosed, economically feasible, and supported by an actual purchaser, lender, investor, partner, or sale pathway. A balloon supported only by optimism is exposure. A balloon supported by evidence, milestones, reserves, and multiple exits is a restructuring strategy.

TRANSLATED PLAINLY

A big final payment is only believable if you're already building the way to make it. Keep careful value estimates, the projected balance, your equity, and messages with lenders and investors. Start hitting your refinance and sale targets years before it's due.

Use decision gates before irreversible action

- If a family farm may qualify for Chapter 12, analyze Chapter 12 before assuming Chapter 11 or Chapter 13 is the correct vehicle.
- If Chapter 7 exposes essential nonexempt property, equity, or legal claims, identify that exposure before filing.
- If the automatic stay may not arise or may expire after 30 days, prepare the required motion and evidence before filing.
- If a proposed plan fails conservative cash-flow testing, restructure the terms before seeking confirmation.
- If the evidence does not presently support an allegation, investigate and obtain evidence rather than surrendering the underlying right or presenting an unsupported assertion.
- If a claimant cannot reconcile its asserted ownership, authority, balance, lien, or records, place each contradiction into the evidentiary record and demand adjudication.

TRANSLATED PLAINLY

Don't file, sell, refinance, or settle just because you can. At each step, ask who controls the asset, what you'd give up, what deadlines start, and what proof supports the choice. Keep a record of the decision, then take the route that best protects your rights.

Separate the trustee’s position from the court’s ruling

▼ Legal detail & citations

A trustee may investigate, administer, recommend, negotiate, object, or seek relief according to the chapter and controlling law. A trustee’s disagreement is not automatically the final adjudication of a contested matter. Preserve the issue through the proper filing, evidence, notice, hearing, and requested ruling from the bankruptcy court. The citizen’s objective is not personal confrontation; it is an enforceable record establishing what was requested, what evidence was presented, what opposition was asserted, and what the court decided.

TRANSLATED PLAINLY

An objection is just an argument; only the judge's order settles it. Save the trustee's exact objection, answer it with law and evidence, ask for a hearing if needed, and get a specific ruling. Disagreement means build the record for a decision — not give in.

Make every warning protective rather than accusatory

▼ Legal detail & citations

Warnings in this manual exist to prevent institutions from exploiting an avoidable procedural defect. Complete disclosure protects the citizen from an accusation of concealment. Accurate schedules protect exemptions and credibility. Timely objections prevent waiver. A feasible plan protects the reorganization. Preserved evidence protects review. These safeguards strengthen the citizen’s ability to enforce rights against institutions with greater resources, information, and procedural experience.

TRANSLATED PLAINLY

Don't walk into bankruptcy asking for sympathy. Walk in with full disclosure, real evidence, a funded plan, a clear exit, and an answer ready for every likely objection. Make everyone prove their claims, and push unresolved fights to a hearing and a ruling.

Mandatory Protocol — Challenge Repayment-Plan Rejection, Prove the Claimant, Use SEC/EDGAR Evidence, and Preserve an Adversary Proceeding

EASY READING

A creditor's objection is an argument, not the judge's final decision. Make the objector say exactly what rule it claims the plan violates. At the same time, check whether the company asserting the debt can prove the claim, the amount, the lien, and its authority to act. Use SEC/EDGAR material only as supporting evidence and connect it to the actual note, assignments, servicing records, and payment history.

▼ Legal detail & citations

Governing strategy: A creditor, servicer, trustee, or other institutional objection is a litigation position, not a final ruling. The debtor should force the objector to identify the exact statutory confirmation defect it relies upon while separately testing whether the entity asserting the debt has an allowed claim, authority to act, and an enforceable lien or other property interest. The debtor must build this challenge with evidence; securitization by itself does not extinguish a debt or establish that a claimant lacks standing.

1. Put the refusal or objection into a precise written record

EASY READING

Save the objection, proof of claim, loan papers, declarations, stay-relief motions, servicing notices, and every document that identifies who says it owns or services the debt. Make the objector state the exact legal and factual reason for its position. Keep the creditor's argument, the trustee's argument, and the judge's ruling separate.

▼ Legal detail & citations

Obtain and preserve the plan objection, ballot or rejection, proof of claim, attachments, declarations, motion for stay relief, foreclosure filings, servicing notices, and every statement identifying the alleged creditor, owner, holder, trustee, custodian, servicer, or authorized agent. Require the objecting party to state the legal and factual basis for rejecting the proposed repayment treatment. Distinguish the creditor’s position, the trustee’s position, and the bankruptcy court’s ruling.

2. Use the chapter-specific confirmation law instead of conceding a creditor veto

EASY READING

Do not treat a creditor's refusal as an automatic veto. Chapter 11, Chapter 12, and Chapter 13 each have rules that may allow confirmation without the creditor's agreement when the debtor satisfies the required treatment and every other confirmation rule. Use the rule for the chapter actually filed.

- **Chapter 11:** For voting, the holder of a claim allowed under §502 may accept or reject under §1126(a). If an impaired class rejects, the plan proponent may request confirmation under §1129(b) when the plan satisfies the applicable nonconsensual-confirmation requirements.
- **Chapter 13:** A creditor’s objection is governed by Rule 3015(f) and Rule 9014. Section 1325(a)(5) provides alternatives for treatment of an allowed secured claim; creditor acceptance is one route, not the only statutory route. Section 1327(a) provides the binding effect of a confirmed plan.
- **Chapter 12:** Section 1225(a)(5) likewise provides alternatives for treatment of an allowed secured claim, so refusal to accept does not by itself end the family-farm plan if another statutory route is satisfied.

- **Chapter 7:** There is no repayment plan to confirm. Use Chapter 7 to preserve claim, lien, transfer, servicing, accounting, and securitization evidence that may later be used in a Chapter 11, 12, or 13 confirmation dispute or other authorized litigation.

3. Audit the proof of claim before attacking standing

EASY READING

Start with the proof of claim and its attachments. A properly filed claim can receive evidentiary weight, so a general accusation is not enough. Compare the claim against the note, endorsements, mortgage, assignments, servicing authority, payment history, and accounting, then identify a specific defect that can be proved.

▼ **Legal detail & citations**

Under Rule 3001, only a creditor or the creditor's agent may sign a proof of claim, subject to the rule's exceptions. A written claim must include required supporting writings, and a claimed security interest must be supported by evidence of perfection. A proof of claim signed and filed in accordance with the rules is prima facie evidence of the claim and its amount under Rule 3001(f). Therefore, when that evidentiary presumption applies, the debtor should produce concrete contrary evidence rather than rely on a general securitization theory.

4. Build the debtor's SEC/EDGAR securitization evidence file

EASY READING

Search EDGAR using the exact names of the trust, issuer, depositor, sponsor, originator, servicer, trustee, and any known CIK number. Save the filing index and the exact exhibits you rely on. The purpose is to understand the transaction structure and test the claimant's story, not to assume that securitization erased the debt.

▼ **Legal detail & citations**

Search the SEC's EDGAR system by the exact trust name, issuer, depositor, sponsor, originator, master servicer, subservicer, securities administrator, trustee, and CIK number. Preserve the filing index and the specific exhibits relied upon. Depending on the transaction, useful records may include prospectus and prospectus-supplement filings, Form 8-K exhibits, Form 10-D reports, Form ABS-15G filings, pooling and servicing agreements, trust and servicing agreements, mortgage-loan purchase agreements, custodial agreements, servicing agreements, and other transfer or administration documents filed as exhibits.

Do not treat an EDGAR search as self-proving. A public filing may identify the securitization structure without publicly identifying a particular loan, and some schedules may be omitted, redacted, coded, or unavailable. Failure to locate a loan in EDGAR is not, by itself, proof that the claimant does not own or enforce the obligation. Use EDGAR to corroborate or contradict the claimant's transfer story and then connect the SEC evidence to the loan-level documents and controlling nonbankruptcy law.

5. Compare the SEC record against the loan-level enforcement chain

EASY READING

Put the SEC documents beside the actual loan documents. Compare names, dates, transfers, trustees, servicers, custodians, and claimed authority. A useful challenge comes from a specific mismatch between the public transaction record and the loan-level paper trail, not from the word “securitized” by itself.

- Identify the exact claimant on the proof of claim and compare it with the trust, trustee, servicer, and depositor shown in SEC records.
- Compare the original note, every produced copy, endorsements, allonges, claimed possession date, custodian, and any lost-note allegation.
- Compare every recorded mortgage assignment with the securitization dates, transfer parties, and authority documents.
- Demand the servicing agreement, power of attorney, limited power of attorney, boarding record, servicing-transfer history, and evidence showing whom the servicer represents.
- Reconcile principal, interest, escrow, advances, fees, suspense funds, insurance proceeds, modification credits, and payoff figures.
- Create a contradiction log identifying documents that cannot both be correct, the witness needed to explain the conflict, and the legal significance of the discrepancy.

6. Object to the claim when the evidence supports an allowance challenge

EASY READING

File a claim objection only when the documents and law give you a real basis to challenge the claim, amount, accounting, transfer, authority, perfection, or another defect. State exactly what is wrong and what result you want. If the requested relief belongs in an adversary proceeding, use the correct procedure instead of trying to force it into an ordinary claim objection.

▼ **Legal detail & citations**

Section 502(a) deems a filed claim allowed unless a party in interest objects. Use Rule 3007 to challenge the claim when there is a good-faith legal and evidentiary basis concerning allowance, amount, documentation, transfer, authority, perfection, accounting, or another claim defect. Rule 3007(b) expressly prohibits demanding Rule 7001 relief inside an ordinary claim objection, but it permits the claim objection to be included in an adversary proceeding. In the Southern District of Florida, Local Rule 3007-1 also requires the objection to state the legal and factual basis, claim number, claimant, filing date, classification, and recommended disposition.

7. Use the confirmation contested matter to force evidence and a ruling

EASY READING

When the creditor's objection depends on who owns the claim or who may enforce it, put that issue into the confirmation record through the proper response, discovery, exhibits, witnesses, and request for an evidentiary ruling. The goal is a clear court record showing what was disputed, what proof was offered, and what the judge decided.

▼ **Legal detail & citations**

Rule 9014 governs contested matters and makes specified Part VII rules applicable, including Rule 7017 concerning real-party-in-interest principles. When the creditor’s objection depends on its alleged secured status or right to enforce, put the ownership/authority issue into the confirmation record through the proper response, claim objection, discovery, evidentiary hearing request, and proposed findings or order. In the Southern District of Florida, current local rules require written objections and responses to state their legal and factual basis and impose chapter-specific filing deadlines.

8. Preserve a future adversary proceeding when Rule 7001 relief is actually required

EASY READING

Use an adversary proceeding when the relief you need falls under Rule 7001, such as deciding the validity, priority, or extent of a lien or related property interest, or obtaining qualifying declaratory or equitable relief. Build the complaint around a concrete legal dispute and specific requested relief, not around securitization as a slogan.

▼ **Legal detail & citations**

Commence an adversary proceeding when the relief sought is within Rule 7001—for example, a determination of the validity, priority, or extent of a lien or other interest in property, an injunction or other equitable relief when applicable, or a declaratory judgment related to those Rule 7001 matters. Bankruptcy Rule 7017 applies Federal Rule of Civil Procedure 17 in an adversary proceeding, including the requirement that an action be prosecuted in the name of the real party in interest. Frame the complaint around a concrete legal dispute and requested relief, not merely around the fact that the debt was securitized.

9. Relief to request when supported by the pleadings and evidence

EASY READING

Ask only for relief the facts and procedure support. Depending on the dispute, that may include allowing, reducing, or disallowing a claim; correcting an accounting; deciding lien rights; identifying the party entitled to enforce; or granting declaratory or other relief that belongs in an adversary proceeding. Match every request to evidence and a legal basis.

- Disallowance, reduction, reclassification, or other appropriate treatment of a proof of claim under §502 and the applicable claims rules.
- A determination of the validity, priority, or extent of the lien or other property interest under Rule 7001.
- Related declaratory relief identifying the entity entitled to assert or enforce the challenged property interest when Rule 7001 and jurisdiction support that relief.
- Discovery concerning the note, collateral file, custody, assignments, servicing authority, trust documents, SEC filings, accounting, and transfer history.
- A ruling on whether the objecting entity has established the status and authority necessary for the particular relief it seeks in the bankruptcy case.
- Chapter-specific confirmation relief, including nonconsensual confirmation where the Bankruptcy Code permits it and the debtor proves every required element.

10. Southern District of Florida filing path for Miami-Dade cases

▼ **Legal detail & citations**

For a Miami-Dade bankruptcy, check the current Southern District of Florida Bankruptcy Court local rules and forms before filing. Local Rule 3007-1 governs claim objections; Local Rules 9014-1 and 9014-2 govern contested-matter procedure and response requirements; Local Rule 7003-1 governs commencement of adversary proceedings. Use the court’s current required forms and the judge’s orders in addition to the national Bankruptcy Rules.

TRANSLATED PLAINLY

This section is the most technical in the book, so here is the entire idea in everyday words. You do not need any of the rule numbers to understand it.

1) A "no" is not a verdict. When a lender, loan servicer, trustee, or other party objects to your plan, that is an objection — not the judge's decision. Identify the exact legal and factual grounds. Where the rules require a written objection, review it line by line; if an issue is raised orally, make sure the specific ground and the court's ruling are preserved on the record. Then answer the actual objection rather than a generalized version of it.

2) Make them prove who they are. A home or farm loan may be sold, securitized, held in custody, and serviced by different entities. Before anyone seeks to take the property, identify the separate roles: who owns the economic interest, who possesses or is otherwise entitled to enforce the note, who holds the mortgage or lien interest, and what authority the servicer or other agent actually has. Those roles may belong to different entities. The real-party-in-interest and authority inquiry asks whether the party seeking relief is legally entitled to obtain that specific relief. Require the note, endorsements or allonges where relevant, the mortgage and legally relevant transfer evidence, and the servicing or delegation documents relied upon.

3) Check the money and the legal roles against each other. Put the claimed balance next to your own payment records, and put the names, capacities, dates, endorsements, assignments, and authority documents next to each other. If the proof of claim identifies one claimant or role while the legally relevant transfer or authority records identify another and do not explain the connection, that mismatch is something the court can examine.

4) Use the public records that actually exist. Many public or SEC-reporting securitizations have filings available through EDGAR. Those filings can help test the names, dates, parties, trust structure, and transaction documents relied upon by a claimant. Private transactions or loan-level information may not appear there, so the presence or absence of a filing is not conclusive. Treat EDGAR as corroborating evidence that must be connected to the actual loan documents.

5) The one honest limit. Just because a loan was bundled and sold does *not* mean nobody can collect it. You need a real, provable problem in the paperwork — a broken chain, a missing signature, an assignment that does not line up — not merely the fact that it was "securitized." If there truly is such a problem, you can use the procedure required for the requested relief — including an adversary proceeding when Rule 7001 applies — to ask the court to determine the relevant lien, property-interest, or enforcement issues.

The bottom line: do not let a company take your home or farm just because it says you owe it. Make it prove that it is entitled to enforce the debt and lien, or is authorized to act for the party that is, and make the judge decide on the evidence—not on the company's say-so.

Official authorities for this protocol: 11 U.S.C. §502 · Bankruptcy Rules 3001, 3007 and 9014 · Rule 7001 · Rule 7017 · 11 U.S.C. §1126 · 11 U.S.C. §1129 · 11 U.S.C. §1225 · 11 U.S.C. §1325 · 11 U.S.C. §1327 · SEC EDGAR Full Text Search · SEC Asset-Backed Securities guidance · Southern District of Florida Bankruptcy Local Rules.

Current-Law Verification Addendum — August 25, 2026

Purpose of this additive section: This section does not replace, narrow, delete, or rewrite any master language. It identifies current official authorities that materially affect the strategies above and directs the citizen to the controlling source before filing.

- **Chapter 13 debt limits:** U.S. Courts currently lists $526,700 unsecured and $1,580,125 secured for cases filed after April 1, 2025. Official source.
- **Subchapter V / small-business debt limit:** U.S. Courts currently lists $3,424,000, subject to all other eligibility requirements. Official source.
- **Chapter 12 family-farmer debt limit:** U.S. Courts currently lists $12,562,250, with additional debt-composition, income, ownership, participation, and asset tests depending on debtor type. Official source.
- **Eleventh Circuit mixed-use/principal residence:** *Lee v. U.S. Bank National Association* (11th Cir. 2024) rejects the proposition that agricultural or other mixed use alone defeats the anti-modification provision where the statutory elements are otherwise satisfied. Published opinion.
- **Eleventh Circuit §1322(c)(2):** *American General Finance, Inc. v. Paschen* holds that qualifying short-term home-mortgage claims maturing before completion of the Chapter 13 plan may be modified under §1322(c)(2). Published opinion.
- **Southern District of Florida:** Amended local bankruptcy rules became effective June 1, 2026; Miami-Dade filings must be checked against those local rules, current local forms, clerk instructions, and orders. Current local rules.
- **Consumer-reporting companies:** CFPB's 2025 company list states that LexisNexis Risk Solutions owns SageStream and describes SageStream as a supplementary consumer-reporting company. CFPB list.

TRANSLATED PLAINLY

Use up-to-date law against guesswork. Before each step, find the exact rule, the current dollar limit, the controlling court decisions, the local rule, and the official form that applies. Save the version you relied on in your file.

Primary authorities

- 11 U.S.C. §506 — secured-claim valuation
- 11 U.S.C. §1111 — Chapter 11 election and claim treatment
- 11 U.S.C. §1129 — Chapter 11 confirmation
- 11 U.S.C. §1322 — Chapter 13 plan contents and principal-residence limitation
- 11 U.S.C. §1325 — Chapter 13 confirmation
- MiamiDade.watch — Structured Systems Basics
- U.S. Courts — Chapter 12 Family Farmer Bankruptcy Basics
- 11 U.S.C. §362 — Automatic stay and repeat-filing provisions

- 11 U.S.C. §109 — Eligibility and refiling provisions
- Federal Rules of Bankruptcy Procedure — Rules 3007, 7001 and 9011
- CFPB Regulation V — Direct credit-report disputes
- CFPB Debt Collection Rule — Disputes and validation
- SEC — Capital-raising and securities-offering requirements
- Added in the expanded edition — bankruptcy basics and the wetland-mitigation / parallel-track authorities:
- U.S. Courts — Chapter 13 Basics · Chapter 11 Basics · Chapter 7 Basics
- Clean Water Act §404 — 33 U.S.C. §1344 · 33 C.F.R. Part 332 — Compensatory Mitigation
- *Sackett v. EPA*, 598 U.S. 651 (2023) — federal wetland jurisdiction narrowed
- *Koontz v. St. Johns River Water Management District*, 570 U.S. 595 (2013) — exactions: nexus & rough proportionality
- *Lucas v. S.C. Coastal Council*, 505 U.S. 1003 (1992) — categorical regulatory taking; *Penn Central*, 438 U.S. 104 (1978) — partial-takings balancing
- *De Groot v. Sheffield*, 95 So. 2d 912 (Fla. 1957) — competent substantial evidence (certiorari standard)
- Bert J. Harris, Jr., Act — Fla. Stat. §70.001 · mitigation banks — Fla. Stat. §373.4136
- Miami-Dade County Code §24-48.1 — wetland permit classifications and determination of wetlands (Environmental Protection Ordinance, ch. 24)

TRANSLATED PLAINLY

These laws are your working rules, not decoration. Use them to test the value, the claim, the plan, and every proposed term. You protect your rights by raising the issue, showing real evidence, asking for the right order, and getting a ruling.

BACK MATTER

Appendices

Reference apparatus for the bankruptcy case and its parallel regulatory track.

Appendix A — Glossary of Terms

Bankruptcy terms first, because they run the case; the wetland terms follow because they explain the value.

Automatic stay (§362)

The injunction that arises the instant a bankruptcy petition is filed; it stops the foreclosure sale, collection calls, and most enforcement, giving the debtor room to value the collateral and propose a plan.

Bifurcation / §506(a) valuation

Splitting an undersecured claim into a *secured* portion equal to the collateral's value and an *unsecured* deficiency for the remainder. On this book's figures, a $1,000,000 claim against $600,000 collateral becomes $600,000 secured + $400,000 unsecured.

Cramdown

Confirming a plan over a secured creditor's objection by paying the allowed secured claim its present value at a court-supported interest rate over an extended term, as permitted by §1129(b) (Chapter 11), §1225(a)(5) (Chapter 12), or §1325(a)(5) (Chapter 13).

§1111(b) election

A Chapter 11 option that lets an undersecured creditor elect to have its *entire* claim treated as secured, giving up an immediate unsecured deficiency in exchange for a larger total payment stream — typically raising the balloon. Model the plan both ways before filing.

Deficiency

The unsecured remainder of a claim after the secured portion is capped at collateral value under §506(a).

Feasibility

The requirement that the plan be workable — that the debtor can actually make the payments and satisfy the balloon from an evidenced source (refinance, sale, investor capital, reserves), not from hope of appreciation.

Present value / cramdown interest rate

The rate a plan must pay so that the stream of deferred payments equals, in today's dollars, the allowed secured claim.

Proof of claim · real party in interest

The creditor's sworn statement of what it is owed and the question of whether the entity asserting the debt is actually entitled to enforce it. See the mandatory protocol.

Adversary proceeding

A lawsuit inside the bankruptcy case (Bankruptcy Rule 7001) used, when the evidence supports it, to determine the validity, priority, or extent of a lien or other property interest.

Estate property

Everything the debtor owns at filing, including legal claims — such as a viable challenge to the wetland designation — which must be disclosed and can be administered by a Chapter 7 trustee if not planned for.

PropCo / OpCo

Plain nicknames for two companies used in the ownership structure. *PropCo* (property company) owns the land and owes the mortgage; *OpCo* (operating company) runs the farm and pays rent. Both are ordinary companies, usually LLCs; the names just describe their jobs.

Jurisdictional determination (wetland)

An agency's decision that a parcel is (or is not) regulated wetland. In Miami-Dade this is issued through the environmental permitting program under Code Chapter 24; a permit approval is a regulatory act and does not itself adjudicate property rights.

Compensatory mitigation

The requirement, after avoiding and minimizing, to offset unavoidable wetland impacts — by buying mitigation-bank credits, paying an in-lieu fee, or dedicating land (Clean Water Act §404; 33 C.F.R. Part 332; and Florida's parallel program).

Mitigation credit / bank

A tradeable unit of restored wetland value, awarded to a bank sponsor by the regulators and sold to permittees who must offset impacts in the same watershed.

Competent substantial evidence

The Florida standard for sustaining a quasi-judicial decision on certiorari review — evidence a reasonable mind would accept as adequate (*De Groot v. Sheffield*, 95 So. 2d 912 (Fla. 1957)). A deferential standard: agency expert reports usually satisfy it, so the owner must rebut with equal expert evidence.

Regulatory taking · inverse condemnation

A regulation that goes so far it effects a taking of property, for which the owner may seek compensation; inverse condemnation is the suit that seeks that compensation.

Inordinate burden (Bert Harris Act)

The Florida statutory trigger (§70.001) for compensation when government action leaves the owner permanently unable to attain reasonable investment-backed expectations for an existing use or vested right, even absent a constitutional taking.

Appendix B — Table of Authorities

Primary bankruptcy authorities govern the case; the parallel-track authorities govern the separate challenge and are included so the reorganization does not waive them.

Authority	Citation	Use in this book
Automatic stay	11 U.S.C. §362	Stops the foreclosure at filing; governs repeat-filing limits.
Secured-claim valuation (bifurcation)	11 U.S.C. §506(a)	Caps the secured claim at the impaired collateral value.
Chapter 11 election & treatment	11 U.S.C. §1111(b)	The election that can enlarge the balloon; model both ways.
Chapter 11 confirmation / cramdown	11 U.S.C. §1129(b)	Nonconsensual confirmation; present-value and fair-and-equitable tests.
Chapter 12 confirmation	11 U.S.C. §1225(a)(5)	Family-farm treatment of the allowed secured claim.

Chapter 13 plan & residence limit	11 U.S.C. §§1322, 1325	Cure/cramdown, and the principal-residence anti-modification rule.
Claim objections / adversary rules	Fed. R. Bankr. P. 3001, 3007, 7001, 9011	Auditing the claim and preserving real-party-in-interest litigation.
Clean Water Act §404	33 U.S.C. §1344; 33 C.F.R. Part 332	The permit and compensatory-mitigation regime that drives the cost.
Federal wetland jurisdiction	*Sackett v. EPA*, 598 U.S. 651 (2023)	Narrowed WOTUS to continuous-surface-connection wetlands.
Permit exactions	*Koontz v. St. Johns River WMD*, 570 U.S. 595 (2013)	Nexus and rough proportionality for monetary exactions.
Categorical / partial takings	*Lucas*, 505 U.S. 1003 (1992); *Penn Central*, 438 U.S. 104 (1978)	Total-wipeout rule and the multi-factor balancing test.
Takings ripeness	*Knick v. Township of Scott* (2019)	A federal takings claim need not first go through state court.
Competent substantial evidence	*De Groot v. Sheffield*, 95 So. 2d 912 (Fla. 1957)	The evidentiary standard tested on certiorari.
Certiorari review	Fla. R. App. P. 9.100; Fla. Stat. §286.0115	How a parcel-specific determination is challenged (short deadline).
Florida property-rights statute	Bert J. Harris Act, Fla. Stat. §70.001	Compensation for an inordinate burden absent a taking.
Florida mitigation banks	Fla. Stat. §373.4136; Rule 62-342	The state framework for the credit market.
Miami-Dade wetland permitting	Miami-Dade Code ch. 24, §§24-48, 24-48.1	Class I/IV permits and the local determination of wetlands.

Case citations are provided for identification; confirm the current version, subsequent history, and any pending rulemaking on your filing date.

Appendix C — Pre-Filing Evidence & Document-Request Checklist

Assemble the valuation file first — it sets the secured claim — then the claim file, the farm-income file, and the parallel-track preservation items.

Valuation file (fixes the §506 secured amount)

- Current appraisal that expressly accounts for the regulatory cloud on value
- Written permit-cost and compensatory-mitigation-cost estimates (credit prices / in-lieu fee)
- Lost-use / highest-and-best-use analysis, before and after the designation
- A conservative year-five valuation range and projected loan-to-value for refinance

Claim & real-party-in-interest file

- Note, every endorsement and allonge, and the recorded mortgage and assignments
- Proof of claim with attachments; servicing authority / powers of attorney
- Full payment history, escrow accounting, advances, and fees
- Any securitization / SEC-EDGAR trust records connecting the claimant to the loan

Farm-income & eligibility file

- Tax returns, farm schedules, production records, leases, and bank statements
- Agricultural classification records and operating budget
- Debt schedule confirming current chapter debt limits on the filing date

Parallel-track preservation (schedule as an estate asset)

- The written jurisdictional determination / binding letter and its rendition date
- Calendar of the certiorari / administrative-appeal deadline (often 30 days)
- Retention of a wetland scientist for an independent delineation
- Retention of land-use / eminent-domain counsel; Bert Harris pre-suit notice and appraisal if pursued
- The delineation maps, soils/hydrology data, aerials, and permit correspondence relied on by the agency

Appendix D — The Dual-Track Timeline

A milestone reference for Figure 5. The bankruptcy track is primary; the regulatory track runs alongside.

Day 0	**Bankruptcy:** file the petition; the §362 automatic stay stops the sale. **Regulatory:** confirm the determination's rendition date and calendar the certiorari deadline.
First ~120 days	**Bankruptcy:** §506 valuation, claim audit, model the §1111(b) election, propose the plan. **Regulatory:** file/preserve the certiorari petition; begin the independent delineation.
Through Year 1	**Bankruptcy:** confirm the plan; stabilize cash flow, insurance, taxes. **Regulatory:** build the expert record; serve Bert Harris pre-suit notice and appraisal if pursuing that remedy.
Years 2–4	**Bankruptcy:** improve debt-service coverage; obtain updated valuations; line up refinance/sale/investor exits. **Regulatory:** litigate the challenge; a favorable ruling begins to restore value.
Year 5	**Bankruptcy:** pay the balloon from the evidenced exit at the (ideally restored) value. **Regulatory:** reflect any recovery or narrowed designation in the payoff and marketing.

Deadlines govern. The regulatory deadlines are short and often jurisdictional and will not wait for the bankruptcy to mature. Preserve them at Day 0.

Appendix E — Official Resources & Further Reading

These extend, and partly duplicate, the Primary Authorities. Prefer the official source and verify the current version.

Bankruptcy (primary)

- U.S. Courts — Chapter 12 (Family Farmer) Basics · Chapter 11 Basics · Chapter 13 Basics
- 11 U.S.C. §506 · §1111(b) · §1129 · §362
- Southern District of Florida — Bankruptcy Local Rules

Wetland designation & the parallel track

- Clean Water Act §404 (33 U.S.C. §1344) · 33 C.F.R. Part 332 — Compensatory Mitigation
- *Sackett v. EPA* (2023) · *Koontz* (2013) · *Lucas* (1992) · *Penn Central* (1978)
- Bert J. Harris Act (Fla. Stat. §70.001) · Fla. Stat. §373.4136 (mitigation banks)
- Miami-Dade Code §24-48.1 — permit classifications & determination of wetlands
- Florida Bar — certiorari review of quasi-judicial land-use decisions

TRANSLATED PLAINLY

Keep the bankruptcy work and the wetland-fight work in separate folders — they run on different clocks and need different experts. The bankruptcy lawyer handles the debt; the land-use lawyer and a wetland scientist test the label. Don't let one wait on the other.

Appendix F — Notices, Disclaimers, and Waivers

This edition is published for education and general information. Please read the following notices; using this document means you accept them.

- **Not legal advice.** Nothing here is legal advice. It is general educational and informational material only.
- **No attorney–client relationship.** Reading, using, or relying on this document does not create an attorney–client relationship with the author, the publisher, or anyone associated with it.
- **Not financial, tax, accounting, investment, appraisal, or real-estate advice.** It is likewise not a substitute for advice from a licensed professional in any of those fields.
- **Jurisdiction-specific.** The material addresses federal law and Florida law and may not apply elsewhere — and even within Florida, outcomes turn on the specific facts of each case.
- **The law changes.** Statutes, dollar limits, rules, and court decisions cited here can be amended, adjusted, or overruled. Verify the current law and the current thresholds on your actual filing date.

- **No guarantee of any outcome.** No result — plan confirmation, discharge, valuation, a particular interest rate, avoiding dismissal or stay relief, or success in any challenge — is promised, predicted, or implied.
- **Illustrative figures only.** All numbers, scenarios, and calculations are hypothetical examples chosen to show how a concept works. They are not appraisals, quotes, valuations, or predictions for any real property or case.
- **Reliance is at your own risk.** The material is provided "as is," without any warranty of accuracy, completeness, or fitness for a particular purpose. To the fullest extent permitted by law, the author and publisher disclaim all liability for any loss or damage arising from its use.
- **Consult licensed professionals before acting.** Before taking any step, consult a licensed Florida bankruptcy attorney — ideally one who specializes in agricultural / Chapter 12 practice — and, as needed, a land-use or eminent-domain attorney, a qualified wetland scientist, an estate-planning / asset-protection attorney, and a CPA.
- **Do-it-yourself warning.** Self-executed structures — entities, trusts, and transfers — can forfeit homestead, tenancy-by-the-entireties, or charging-order protections and can trigger tax, due-on-sale, and fraudulent-transfer consequences. Do not implement them without qualified counsel.
- **Third-party links and references.** Links to government sites, www.MiamiDade.watch, and other outside resources are provided for convenience only; the author and publisher do not control and are not responsible for external content, and no endorsement is implied.

Companion educational resources. The structured-ownership and evidence material referenced throughout is developed further at www.MiamiDade.watch and Structured Systems Basics — also educational only, and subject to these same notices.

▼ **Legal detail & citations**

Educational use only. These are numerical planning scenarios, not a prediction of confirmation or legal advice. Bankruptcy eligibility, valuation, interest rate, claim classification, §1111(b), principal-residence status, ownership transfers, plan duration, balloon treatment and feasibility require analysis by licensed bankruptcy counsel using the actual loan documents, ownership history, occupancy facts, collateral, jurisdiction and current law. The wetland-designation, compensatory-mitigation, certiorari, regulatory-takings and Bert Harris material added in this edition is likewise educational only; those claims carry short, often jurisdictional deadlines and demanding proof standards, and require separate licensed land-use or eminent-domain counsel and a qualified wetland scientist. Nothing in this document creates an attorney–client relationship.

Table of Contents

Module 0 — Start Here

Find your situation, follow the 90-day sequence, and learn the rules that make every step hold up.

01 Fast Track (one page)
02 How the Debt Machine Works
03 90-Day Reentry Sequence
04 Quick Cards (print)
05 Core Strategy
06 Reentry Use Case
07 Winning-File Standards
08 Master Checklist

Module 1 — Understand the System

01 Reporting System Map
02 LexisNexis & Data Suppliers
03 AI on the Other Side
04 Glossary

Module 2 — Build Your File

01 Freeze Everything
02 Request Full Disclosure
03 Trace Data Chains
04 Compare Across Sources
05 Attorney-Style File Build

Module 3 — Remove Negative Items

01 Targeted Disputes
02 Deletion Engine
03 Speed Playbook
04 Professional Playbook
05 Scenario Library (22)
06 Verify & Catch Reinsertions

Module 4 — Enforce & Recover Damages

01 Collector Conduct Log

02 Violation Ledger
03 Damages & Deadlines
04 Recovery Playbook
05 File Your Own Case
06 UDAP / FDUTPA Stacking
07 Litigation-Ready File

Module 5 — Defend in Court

01 Collection Lawsuit Defense
02 Foreclosure & Court Procedure
03 1,000-Papercut Foreclosure

Module 6 — Special Debts, Liens & Records

01 IRS Debt & Tax Liens
02 UCC-1 & Bankruptcy
03 Attorney's Gap Pack
04 Housing & Eviction
05 Bank, Card & App Errors
06 Farmland Wetland Classification

Module 7 — Tools & Templates

01 Letter & Motion Index
02 Letter Arsenal A–J
03 John Doe Case Files
04 Interactive Workbook
05 AI Paralegal
06 Primary Sources

A CONSUMER-RIGHTS EDUCATIONAL REFERENCE — NOT LEGAL, FINANCIAL, TAX, OR INVESTMENT ADVICE

Credit & Records Recovery System

How do you keep a population in servitude? Keep them afraid, uninformed and in debt, so every two steps forward costs four steps back. It’s not you. It’s how the system is built. Fix your credit and every record kept about you — credit reports, background and tenant checks, bank screening, tax liens, even land classifications. Stop collectors, defend lawsuits and foreclosures, and get paid when companies or agencies get it wrong. The system doesn’t care if you fail. You should.

- **Credit & records · consumer rights**
- **Southern District of Florida · Miami-Dade**
- **8 modules · 45 sections · 38 letters & filings**
- **Updated Oct. 12, 2026**

Informational purposes only. Not legal or financial advice. Laws and deadlines change — confirm current rules before relying on any date or figure.

▼ How to use this system

1. **Read 0.2, How the Debt Machine Works,** to see why the system makes errors and where its weak points are.
2. **Start with your situation** in Module 0 — each card jumps to the right playbook.
3. **Build the file before you fight** (Module 2). Disputes, claims and court defenses all depend on the records you collect there.
4. **Log everything in the workbook** (7.4): fillable forms in this PDF, or the live workbook on the website, which calculates deadlines, removal dates and limitation periods.
5. **Use the Letter Index** (7.1) to find any template; each title links to the letter. Select the text to copy it.
6. **Search** with your PDF reader (Ctrl+F, or Cmd+F on a Mac); the bookmarks panel lists every section.
7. **Listen:** most PDF readers can read the text aloud (Adobe Acrobat Reader: View › Read Out Loud).

Module 0 — Start Here

Find your situation, follow the 90-day sequence, and learn the rules that make every step hold up.

0.1 Fast Track — Fix It Fast, Get Paid, Be Ready for Court

Fix it fast, get paid when they get it wrong, be ready for court. The whole system in one page. Each step links to the full playbook.

1. Fix it fast (first 30 days)

1. **Freeze** all three bureaus plus LexisNexis, ChexSystems and the screening companies. Free, and it stops new damage. Freeze Everything
2. **Pull every report** and mark every error: wrong dates, wrong balances, accounts that aren't yours, duplicates, items older than 7 years. Request Full Disclosure
3. **Dispute each error with proof**, by certified mail, to the bureau and to the company reporting it on the same day. Targeted Disputes · furnisher letter
4. **Block identity theft** with an FTC report: the bureaus must block those items within 4 business days. block letter
5. **Calendar day 30.** Anything not fixed by then that you proved wrong becomes a claim. Speed Playbook

2. Make a buck (when they get it wrong)

You get paid for their mistakes, not for having bad credit: statutory damages of **$100–$1,000 per claim**, plus your actual losses, plus deletion.

Mistakes that pay:

- An item "verified" even though your proof shows it's wrong
- A collector suing on a debt that's too old, calling too much, or lying
- An item deleted, then put back without telling you
- Being denied housing or credit because of an error

Keep: every letter, green card, denial notice and receipt, plus a log of every call. That's your case. Conduct Log · Violation Ledger

Then:

1. Send a demand letter. demand letter
2. If they don't fix it and pay, file in small claims yourself (up to $8,000; filing fee $55–$300 in Miami-Dade). File Your Own Case
3. Or hand the file to a consumer attorney. The company pays the attorney's fees if you win, so many lawyers take these cases with nothing up front. Recovery Playbook

3. Be ready for court

1. **Answer within 20 days.** Never ignore a summons. Missing the deadline hands them a default judgment. answer form
2. **Make them prove it.** They need the signed contract, proof they owned the debt on the day they filed, and a witness with personal knowledge of the records.
3. **Object to their affidavits in writing.** An affidavit from someone who doesn't know how the records were made is hearsay. affidavit objection
4. **Check old judgments.** A judgment entered without proper service on you may be void, and a void judgment can be challenged at any time. motion to vacate
5. **Bring three copies of everything:** one for the judge, one for the other side, one for you. Lawsuit Defense

Your tools

- **Toolkit:** the situation cards at the top of Start Here, the Letter & Motion Index, and the Interactive Workbook. Back up the workbook regularly.
- **AI paralegal:** spots claims, builds the timeline, calculates deadlines and drafts papers.

> **One rule above all:** dispute only what's wrong, and keep proof of everything.

If you charge others to fix their credit

Credit repair for pay is regulated. The federal Credit Repair Organizations Act (CROA) and Florida law ban upfront fees and require a written contract that includes the client's right to cancel. Set your business up to match before you take a dollar.

0.2 How the Debt Machine Works — and the Integrated System Behind It

> **Read this first.** Every loan you sign enters a system built over the past 30–50 years to package, sell, track and collect debt automatically. Most people meet that system only when it's collecting from them. Understanding it explains why your file has errors, why collectors often can't prove their claims, and where the defenses in this toolkit come from.

Part A — How the debt machine works

1. **The loan is made to be sold.** Most U.S. mortgages are pooled into mortgage-backed securities guaranteed by Fannie Mae, Freddie Mac or Ginnie Mae. Banks pool credit-card balances into trusts and sell bonds backed by cardholders' payments. Auto loans, including subprime, and private student loans are packaged the same way.
2. **That changes the lender's incentives.** A lender that won't hold the loan cares more that it can be sold than that you can repay it. This "originate-to-distribute" model fueled the 2008 collapse: loans written to be packaged, packages rated as safe, and millions of foreclosures when they failed.
3. **Your payments feed several layers.** Investors collect the interest. Servicers earn fees for handling your account, and often more when you fall behind: late fees, inspection fees, forced-placed insurance. You didn't choose the servicer and can't fire it.
4. **Default triggers a second sale, for pennies.** Charged-off debt is sold to debt buyers. The FTC's study of the industry found they paid about **4 cents per dollar** of face value on average, then pursued the full amount, often through high-volume lawsuits won by default.
5. **Every sale degrades the paperwork.** Accounts move as spreadsheet rows, not files. Dates shift, balances change, ownership blurs, and errors land on credit reports. That's why so many items can't be verified when challenged.
6. **Public money backs the structure.** Fannie Mae and Freddie Mac have been in federal conservatorship since 2008, and the Federal Reserve bought trillions of dollars of mortgage-backed securities to keep that market working.
7. **Household debt keeps it fed.** Americans owe about **$18 trillion** (New York Fed, 2025). Every loan signed without understanding these mechanics adds to it, with the borrower carrying the risk while fees and interest flow upward.

Part B — The integrated system, built in stages (most people are only hearing about it now)

Year	What was built	What it means for you
1973	**Depository Trust Company** created; stocks and bonds move to electronic "book-entry" ownership held in the name of its nominee, Cede & Co.	Paper certificates disappear; ownership becomes a ledger entry at an intermediary
1970s–80s	Mortgage securitization scales up through the federally sponsored agencies; private-label securities follow	Your mortgage is likely owned by investors you'll never meet
1989	**FICO score** introduced; lending decisions become automated	A three-digit number, built from bureau data, decides access to credit, housing and sometimes jobs
1993–97	**MERS** proposed by Fannie Mae, Freddie Mac and Ginnie Mae (1993), incorporated (1995), launched (1997). It became the mortgagee of record for a large share of U.S. home loans, so transfers no longer had to be recorded in county land records.	Public records often don't show who owns your mortgage, which is why chain-of-title and standing defenses matter (5.2, 5.3)
1994	**UCC Article 8 revised**: investors who hold through brokers own a "security entitlement" — a claim against the intermediary — rather than the security itself	Your brokerage holdings are claims on your broker; know SIPC coverage and keep your statements
Late 1990s–early 2000s	Credit data standardized in **Metro 2**; disputes automated through **e-OSCAR**	Your dispute is reduced to a code and answered by database match. Hence field-level disputes (3.4)

Year	What was built	What it means for you
1999–2000	**Gramm-Leach-Bliley Act** lets banks, securities firms and insurers combine; **Commodity Futures Modernization Act** exempts most over-the-counter derivatives from regulation	The firms that lend to you can also package, trade and insure your debt
2005	Bankruptcy reform expands "safe harbors" letting derivatives and repo counterparties seize collateral ahead of other creditors when a firm fails; consumer bankruptcy made harder	In a financial firm's failure, sophisticated counterparties are paid first
2008–09	Collapse; Fannie and Freddie placed in conservatorship; bank bailouts; the Fed begins buying mortgage-backed securities	Private losses shifted to public balance sheets; millions of foreclosures
2010–12	Dodd-Frank creates the CFPB and a resolution authority for failing giant firms; U.S. and U.K. regulators publish a joint plan (2012) to resolve failing banks by imposing losses on their creditors ("bail-in")	Keep bank deposits within FDIC limits ($250,000 per depositor, per bank, per ownership category)
2023	**FedNow** instant payments launch	Faster payments, and faster mistakes; the 60-day error rules matter (6.5)
2024–26	**Tokenization:** the BIS-led **Project Agorá** (launched April 2024; eight central banks, including the Federal Reserve Bank of New York, and 40+ financial firms) tests tokenized bank deposits and central-bank reserves on a shared programmable platform; prototype report May 2026, real-value tests July 2026	Money and debt are being moved onto programmable ledgers; consumer-protection rules haven't caught up
2025	Executive order bars federal work on a U.S. central bank digital currency (January); **GENIUS Act** creates a federal framework for dollar stablecoins backed 1:1 by reserves (signed July 18)	Stablecoins are not FDIC-insured bank deposits. Know what you're holding.
2025–26	Officials consider selling parts of the federal student-loan portfolio to private investors (reported October 2025; no sale announced)	Check who owns each loan on StudentAid.gov once a year; keep the screenshot

Part B2 — The new integrated layer (2024–2026): what's switching on now

The pieces in Part B were built separately over decades. What's new is that they're being **connected on shared digital rails**: one messaging standard, tokenized money and tokenized loans that move as units of data.

Layer	What happened	Why it matters to a borrower
One data language for money	**ISO 20022**: the Federal Reserve switched Fedwire to it on **July 14, 2025**; SWIFT ended the old cross-border message formats in **November 2025**. Every payment now carries rich, structured data about payer, payee and purpose.	Payments are more traceable and machine-readable end to end. More data travels with your money, and more of it can be matched, screened and analyzed automatically.
Tokenized bank money	JPMorgan made its deposit token (JPM Coin / JPMD) available to institutional clients on the public Base blockchain in **November 2025**. The BIS-led Project Agorá is testing tokenized deposits and central-bank reserves on one programmable platform (real-money tests July 2026).	Bank money is becoming programmable: payments that execute automatically under coded conditions. It's wholesale today; consumer rules haven't been written.
Tokenized consumer loans	**Figure Technology** originates home-equity lines of credit and records them on the Provenance blockchain. Roughly **$11.7 billion** in loans were represented on-chain when it listed on Nasdaq (Sept. 11, 2025, ~$5.3 billion valuation).	Your home-equity loan can exist as a token that can be traded quickly. Ownership can change fast, so keep proof of who holds your loan, and demand it before paying anyone new.
Dollar stablecoins	The **GENIUS Act** (July 18, 2025) sets federal rules for stablecoins backed 1:1 by reserves.	A stablecoin isn't an FDIC-insured bank deposit, and bank-account error rights may not apply the same way.

Layer	What happened	Why it matters to a borrower
Instant settlement	**FedNow** (2023) and real-time networks	Money moves in seconds, and so do fraud and errors. Report within the 60-day window (6.5).

The direction: loans, deposits and securities increasingly live as data records on connected ledgers that can be transferred, pledged and settled instantly. That makes the old consumer defenses *more* important, not less: when ownership can change in seconds, **proof of who owns your debt, and of every transfer, is the borrower's leverage**. Demand it in writing every time (Letters C and S; Parts B and C of 5.2 and 5.3).

Part C — What critics argue (interpretation, not settled fact)

These are arguments made by critics of the system. Each has a documented starting point; the conclusions are contested. MiamiDade.watch presents them so readers can weigh them.

Argument	Documented basis	Counterpoint
"You don't really own your investments."	Under revised UCC Article 8, brokerage customers hold entitlements against intermediaries, not the securities. Critics such as David Rogers Webb (*The Great Taking*, 2022) argue that bankruptcy safe harbors would let secured creditors take customer assets in a systemic collapse.	SEC rules require brokers to segregate customer securities, and SIPC covers up to $500,000 per customer if a broker fails. No U.S. collapse has wiped out segregated customer assets.
"MERS privatized the public land records."	Transfers among MERS members aren't recorded in county records. Counties sued over lost recording fees and clouded titles.	Most courts have upheld MERS's role. The real borrower issue is proving who held the note when suit was filed.
"Tokenized, programmable money enables control and surveillance."	Central banks are testing programmable platforms for deposits and reserves (Project Agorá).	The U.S. barred a federal CBDC in 2025; current projects are wholesale (bank-to-bank). Consumer-level rules are still being written.
"Deposits can be bailed in."	Post-2008 resolution plans impose losses on creditors of failing banks.	Insured deposits up to $250,000 are protected by the FDIC. In 2023 regulators protected all deposits at Silicon Valley Bank and Signature Bank under an emergency exception, but that isn't guaranteed.
"Debt is the product, not a side effect."	An $18 trillion household-debt market, layered fees, and the sale of defaulted debt for pennies.	Credit also funds homes, education and businesses. The question is whether borrowers understand the terms and their rights.

Part D — How to protect yourself inside this system

1. **Before you borrow:** ask who will own and service the loan, what fees apply on late payment, and whether there's an arbitration clause. Keep the signed contract.
2. **Keep your own records:** statements, payment proofs, letters. The system's records degrade with every sale; yours become the evidence.
3. **Know who owns your debt:** mortgage (RESPA request, Letter S), federal student loans (StudentAid.gov), collection accounts (validation, Letter C).
4. **Keep deposits within FDIC limits** and know SIPC limits for brokerage accounts. Stablecoins and crypto aren't FDIC-insured.

5. **Make them prove it:** when a debt has been sold, the buyer must prove ownership, the amount and the chain of title. That's where most collection cases fail (5.1).
6. **Use the gaps:** unverifiable items must be deleted (3.2); bad paperwork defeats foreclosures (5.3); errors and mishandled disputes pay damages (4.4).

Sources: FTC, *The Structure and Practices of the Debt Buying Industry* (2013); Federal Reserve Bank of New York, Household Debt and Credit Report (2025); MERS history (Fannie Mae/Freddie Mac/Ginnie Mae white paper, 1993); BIS, Project Agorá (2024–2026); Federal Reserve Financial Services, Fedwire ISO 20022 go-live notice (June 2025); JPMorgan JPMD rollout (Nov. 2025); Figure Technology IPO coverage (Sept. 2025); GENIUS Act (Pub. L. signed July 18, 2025); Executive Order on digital financial technology (Jan. 2025); FDIC and SIPC coverage rules. Dates of earlier milestones are well documented in public records.

0.3 Reentry Master Sequence — The First 90 Days, in Order

This ties the toolkit together. Each step unlocks the next: ID unlocks banking, banking unlocks credit repair, clean records unlock housing and jobs. Work down the list and log each item in the workbook.

When	Step	Why now	Toolkit section
Week 1	Get your **ID documents**: state ID or driver license, Social Security card, birth certificate. Ask your release program or the FDOC about ID issued at release, and ask the tax collector about fee waivers.	Nothing else works without ID.	—
Week 1	**Freeze all credit files**, plus ChexSystems, NCTUE and LexisNexis.	Stops new fraud while you clean up the old.	Freeze
Week 1	Pull all three credit reports and every specialty file (screening, ChexSystems, NCTUE, LexisNexis) and your FDLE criminal record. Send the 27-section disclosure request.	You can't fix what you haven't seen. Accounts opened during incarceration are a common identity-theft finding.	Disclosure; Scenario 16
Week 2	**Identity-theft blocks** for accounts opened while you were in custody (FTC report + custody records).	A block takes 4 business days, the fastest deletion there is.	Letter H
Week 2	**Clerk of Court:** get the balance of fines and fees in every county. Set up payment plans *before* accounts go to collections (40% surcharge). Ask about converting to community service, and about license reinstatement.	This unlocks your driver license and voting rights.	Gap Pack D
Week 2	**Voting rights** (Amendment 4): check whether every term of the felony sentence is complete, including financial obligations. If you can't pay, petition to convert obligations to community service (§ 98.0751). Miami-Dade's State Attorney runs Second Chance clinics; the Florida Rights Restoration Coalition also helps.	Registering before you're eligible is a crime; confirm first.	—
Weeks 2–3	**Banking:** dispute ChexSystems errors, pay or settle any bank balance and ask for removal, and open a second-chance account if needed.	Needed for direct deposit, the garnishment shields (2-month benefit protection) and credit-builder products.	Scenario 13
Weeks 2–4	**Child support:** get the arrears statement from the Department of Revenue and request modification for the incarceration period.	Arrears can lead to license suspension and credit reporting.	Scenario 19

When	Step	Why now	Toolkit section
Weeks 2–4	**Old judgments:** check the court records in every county where you lived. Any default entered while you were in custody is a void-judgment candidate.	Vacating one removes it from public records and screening reports.	Lawsuit Defense E/F
Weeks 3–4	**Record sealing or expunction:** check eligibility (§§ 943.059, 943.0585, 943.0595) and apply through FDLE.	The single biggest housing and employment unlock; FDLE processing takes months, so start early.	Gap Pack E
Weeks 3–6	**Credit disputes:** field-level disputes by certified mail, direct furnisher disputes, validation letters and preservation letters.	Starts every 30-day clock and sets up the furnisher claim.	Pro Playbook; Deletion Engine
Weeks 3–6	**IRS:** pull transcripts, file missing returns (claim EITC where eligible), and request penalty abatement for incarceration.	Refunds may be available, and incarceration is recognized reasonable cause for penalty relief.	IRS Playbook
Weeks 4–8	**Statute-of-limitations sort:** mark every collection account as time-barred or not. Don't pay or acknowledge time-barred debts without advice.	Avoids reviving old debts and spots illegal suits or threats.	Gap Pack B
Weeks 4–8	**Rebuild:** secured card, credit-builder loan, authorized-user tradeline, rent reporting.	Positive history starts aging now.	Pro Playbook, Weapon 8
Weeks 6–10	**Results and escalation:** method-of-verification requests, contradiction letters, CFPB and Florida AG complaints.	Turns "verified" into evidence.	Speed Playbook
Weeks 8–12	**Claims review:** denial notices + documented errors → consumer-attorney intake (NACA directory). Calendar the FDCPA 1-year and FCRA/FCCPA 2-year deadlines.	Damages, deletion, and fees paid by the defendant.	Recovery Playbook
Day 90	**Re-pull everything.** Confirm deletions, check for reinsertions, and update the workbook.	Reinsertions without notice are new violations.	Letter E

0.4 Quick Cards — Print and Keep

Four one-page cards to print and keep by the phone or in your folder. Print the pages to keep the cards.

My Deadlines

Clock	Length	Starts
Answer a lawsuit (Florida)	**20 days**	Day you're served
Garnishment: claim of exemption	**20 days**	Notice received
Eviction: respond + deposit rent	**5 business days**	Summons served
Bank / app error (Reg E)	**60 days**	Statement sent
Credit-card billing error	**60 days**, in writing	First statement with error
Bureau must finish your dispute	30 days (45 if you add info)	Bureau receives it
Identity-theft block	4 business days	Bureau receives your report
Sue a collector (FDCPA)	**1 year**	Each violation
Sue under FCCPA / FCRA	2 years	Violation / discovery
Appeal a court order	30 days	Order entered

My item	Clock	Due date	Done
			☐
			☐
			☐
			☐

My First 10 Days

1. ☐ ID documents: state ID, Social Security card, birth certificate
2. ☐ Freeze Equifax, Experian, TransUnion, LexisNexis, Innovis, ChexSystems, NCTUE
3. ☐ Pull all three credit reports (AnnualCreditReport.com, free weekly)
4. ☐ Request ChexSystems, LexisNexis and tenant-screening files
5. ☐ Circle every account, inquiry and address you don't recognize
6. ☐ FTC identity theft report for accounts opened while you were in custody
7. ☐ Clerk of Court: fines and fees balance in every county; ask for a payment plan
8. ☐ Check court records for judgments entered while you were away
9. ☐ Open the workbook; log every item; **back it up**
10. ☐ Make a folder: every letter, envelope, receipt and green card

When a Collector Calls

Ask and write down: your name? company? mailing address? phone? Who is the original creditor? How much, and for what? Date, time.

Say:

- "Please send me written validation of this debt to my mailing address."
- "I dispute this debt." (if you do)
- "Don't call me at work." / "Don't call before 8 a.m. or after 9 p.m."
- "Communicate with me in writing only." (optional)

Don't: admit the debt is yours · agree to pay or promise a payment · give bank or card numbers · confirm your SSN or date of birth to an unknown caller · pay anything on an old debt before checking the statute of limitations.

Recording: Florida requires everyone's consent to record a call (Fla. Stat. § 934.03). If you want to record, say "I am recording this call" first. Otherwise, take notes.

After the call: log it in the workbook (Collector Conduct tab) and send Letter C if you're within the validation period.

Served With Court Papers?

1. Write down the date and time you were served, and who served you.
2. Read the summons: **20 days** to answer (county or circuit court) or a **pretrial conference date** (small claims). **Don't ignore it.** Defaults happen in over 80% of cases.
3. Check: is the plaintiff the company you dealt with? Is a contract attached? How old is the last payment (5 years written / 4 open account)?
4. Call Legal Services of Greater Miami or Dade Legal Aid today.
5. File an answer (Form T) or appear at the pretrial conference. Bring copies of everything.
6. Already have a judgment you never knew about? It may be void (5.1, Part E). No time limit applies if service was invalid.
7. Garnishment notice? File the claim of exemption within **20 days**.

0.5 Core Strategy

LOCK → DISCLOSE → TRACE → COMPARE → DISPUTE → DOCUMENT VIOLATIONS → CORRECT / DELETE → VERIFY

The goal is to create a controlled information environment, obtain every available record, identify the source of each item, preserve every response, and separate ordinary bad credit from actual inaccuracies, mixed files, identity theft, duplicates, obsolete data, reinvestigation failures, and improper collection conduct.

Important distinction: bad credit itself is not a claim. A documented reporting or collection violation may create a separate issue with possible legal or monetary consequences.

0.6 Reentry Use Case — Turning a Damaged File Into a Recovery Project

A person returning from repeated incarceration may have years of unmonitored credit and specialty-report activity. The first objective is not to assume every negative item is wrong; it is to identify everything that happened while the person was unable or unlikely to monitor the file.

Audit first

- Accounts opened during incarceration
- Addresses never used
- Unknown inquiries
- Collections and duplicate collections
- Bank-screening entries
- Identity theft / mixed files
- Wrong balances or dates

Build forward

- Freeze files while auditing
- Correct identity records
- Resolve factual inaccuracies
- Document real violations
- Establish banking access
- Protect future identity data
- Keep a permanent evidence archive

0.7 Winning-File Standards

What makes a file win

- One item, one recipient, one specific factual claim per letter
- Every claim tied to an exhibit ID
- Certified mail, with the green card logged
- Your real identity, your real SSN, genuine reports
- Disputes say exactly what is wrong, inconsistent, or unverifiable
- Every deadline calculated and logged the day the letter is delivered

- Escalation only once the paper trail is complete

Shortcuts that cost you the case

- CPNs, file segregation, or a new EIN used as a credit identity: identity-fraud exposure
- Identity theft reports for accounts you actually opened: the block is reversed and credibility is gone
- Generic "dispute everything" templates: marked frivolous, so the deadline clock never starts
- Paying a credit-repair company upfront: barred by CROA (15 U.S.C. § 1679b(b)), and you can do all of it yourself

0.8 Master Checklist

1. Freeze Equifax, Experian, TransUnion and relevant specialty files separately.
2. Request every consumer disclosure available.
3. Create an inventory of every account, inquiry, address, public record and identifier.
4. Identify original source, furnisher, intermediary and CRA for each item.
5. Compare the same fields across every report.
6. Number each contradiction.
7. Send one focused dispute per factual problem where practical.
8. Track receipt dates and any applicable statutory calendar.
9. Preserve every letter, envelope, email, portal confirmation, voicemail and report.
10. Log calls, texts and emails from collectors by date and time.
11. Record every real suspected violation separately.
12. Verify all corrections/deletions on fresh reports.
13. Track reinsertions without deleting the earlier history.
14. Keep the file frozen until access is actually needed, subject to the user's own needs.

Module 1 — Understand the System

Who holds your data, where it comes from, and how it moves between companies.

1.1 Consumer Reporting System Map

Do not limit the audit to the three nationwide bureaus. The CFPB maintains a consumer-reporting-company list covering nationwide and specialty reporting companies.

Category	Examples to check	Typical data
Nationwide credit	Equifax, Experian, TransUnion	Tradelines, payment history, collections, inquiries, identity data

Category	Examples to check	Typical data
Supplementary / identity / risk	LexisNexis Risk Solutions, SageStream, Innovis	Identity, risk, supplemental credit, public-record and source data
Deposit-account screening	ChexSystems, Early Warning Services	Bank-account history, deposit risk, account abuse/fraud indicators
Tenant / employment / other specialty	Companies listed in CFPB consumer-reporting directory	Rental, employment, background, insurance, utilities, telecom and specialty data

Primary reference: CFPB Consumer Reporting Companies List.

1.2 LexisNexis, Data Suppliers and the Three Major Credit Bureaus

Key distinction: LexisNexis has an enormous amount of consumer information, but that is different from saying it is the primary supplier of ordinary credit-account data to Equifax, Experian, and TransUnion.

Traditional credit-data pathway

```
Banks / lenders / creditors / servicers / collectors → Equifax / Experian / TransUnion
```

This is the dominant pathway for ordinary tradeline information such as balances, payment history, account status, delinquency, and ownership.

LexisNexis / specialty-data pathway

```
Public records + proprietary sources + commercial sources → LexisNexis / specialty data providers → possible downstream CRA use
```

LexisNexis databases can include identity and address history, property ownership, liens, judgments, bankruptcies, professional licenses, insurance-related information, vehicle information, public records, and other commercially available data.

There can also be overlapping pathways:

- **Source entity → LexisNexis → Equifax / Experian / TransUnion**
- **Source entity → Equifax / Experian / TransUnion directly**
- **Public record → LexisNexis → CRA**
- **LexisNexis affiliate / partner / vendor → LexisNexis → CRA**
- **Creditor → intermediary / data processor → CRA**

> **Why this matters:** “Who supplies the most information?” and “Who supplied this particular item?” are different questions. The second question is usually the one that matters when challenging a specific account, inquiry, bankruptcy, address, judgment, or other record.

In plain terms: LexisNexis supplies *some* information to Equifax, Experian and TransUnion, mainly public records, identity data and certain inquiries. When it does, it acts as a **furnisher**, and a furnisher can be held liable under the FCRA. Four conditions:

1. **Only for what it actually supplied.** Account balances and payment history come from your creditors, not LexisNexis. Use the disclosure request (2.2) to prove which items came from LexisNexis.
2. **The dispute must go through a bureau first.** Furnisher liability starts only after a bureau forwards your dispute and the furnisher fails to investigate properly (§ 1681s-2(b)). A complaint sent only to LexisNexis doesn't start that clock.
3. ***Alston* let the claim proceed; it didn't find LexisNexis liable.** The case was voluntarily dismissed in 2024 without a final decision.
4. **LexisNexis is also a bureau in its own right** for reports it sells to landlords, insurers and employers. In that role it owes bureau duties: accuracy (§ 1681e(b)), reinvestigation (§ 1681i) and full file disclosure (§ 1681g).

Worked example from start to finish: Case G.

Documented examples

Example	What it shows
TransUnion bankruptcy public-record sourcing	TransUnion has stated that, for bankruptcy public records collected through November 30, 2018, it obtained bankruptcy information from LexisNexis; later bankruptcy sourcing changed to another provider. This demonstrates that LexisNexis has functioned as a direct information vendor to a nationwide CRA.
Alston v. LexisNexis Risk Solutions Inc., No. 21-2322 (RBW) (D.D.C. Dec. 16, 2022)	A pro se plaintiff alleged LexisNexis furnished unauthorized hard inquiries to Equifax, Experian and TransUnion. The court **denied LexisNexis's motion to dismiss**, holding that an entity can be a **furnisher** for some information and a consumer reporting agency for other information, and that the complaint adequately alleged LexisNexis was a furnisher under § 1681s-2(b). The case was later transferred to the Eastern District of Virginia and voluntarily dismissed in 2024, so it's a ruling on the pleadings, not a final judgment — but it shows data vendors can be sued as furnishers. Opinion
TransUnion bankruptcy vendor today	Since December 2018, TransUnion has obtained bankruptcy public records from **G2 Risk Solutions** (consumercenter@g2risksolutions.com, 650-386-0599). Disputing directly with the vendor fixes the source that re-feeds the bureau. For records collected through Nov. 30, 2018, the vendor was LexisNexis (LexisNexis Consumer Center, P.O. Box 105615, Atlanta, GA 30348).

What LexisNexis is not

LexisNexis is not the universal source behind all three credit bureaus. The nationwide CRAs receive information from thousands of furnishers. Banks, credit-card issuers, mortgage companies, auto lenders, student-loan servicers, collection agencies, debt buyers, retailers, utilities, and other creditors furnish large volumes of data directly.

What to determine for each disputed item

Question	What to record
Who created the information?	Original creditor, court, government agency, collector, landlord, utility, etc.
Who first transmitted it?	Direct furnisher or source.
Was an intermediary involved?	LexisNexis, reseller, public-record vendor, processor, affiliate, servicer, or other data supplier.

Question	What to record
Which CRA received it?	Equifax, Experian, TransUnion, LexisNexis/SageStream, Innovis, or another specialty CRA.
What exact field was supplied?	Balance, status, inquiry, address, bankruptcy, judgment, identity field, payment history, etc.
When was it supplied?	Date first received, last updated, verified, corrected, deleted, or reinserted.
Can the chain be proven?	Use disclosure responses, furnisher letters, subscriber/vendor codes, report data, and source documents.

Operational source-tracing rule

```
DO NOT ASSUME “LEXISNEXIS” OR “THE CREDITOR” IS THE COMPLETE SOURCE. TRACE:
ORIGINAL SOURCE → FURNISHER → INTERMEDIARY / VENDOR → CRA → CONSUMER FILE.
```

If the same information appears across Equifax, Experian, and TransUnion, the common upstream source may be the direct furnisher, an intermediary data vendor, or a shared public/commercial source. The objective is to identify the actual chain for that specific item.

Largest supplier vs. largest non-creditor data supplier

There is no publicly established single company that is the largest supplier of all information to all three nationwide CRAs. The bulk of ordinary tradeline information comes from financial institutions and other creditors collectively. LexisNexis becomes more relevant when the question is narrowed to large non-creditor or specialty-data companies supplying public-record, identity, risk, or supplemental information.

1.3 AI on the Other Side of the Table — Algorithms, Bots and Your Rights

The AI that affects you most isn't a chat assistant. It's the software inside lenders, bureaus, collectors, landlords, employers and insurers. It decides whether you're approved, answers your disputes, calls and texts you, and matches records to your name. None of it is above the law: the same consumer statutes apply whether a person or a machine made the decision, and each use leaves a trail you can demand.

Part A — Where institutional AI touches you, and the rule that controls it

Where AI is used	What it does to you	Your rights	Your move
Credit decisions (approval, limits, pricing)	Models score hundreds of data points and decide in seconds	**ECOA / Reg B (12 C.F.R. § 1002.9):** notice within 30 days of a completed application, with the *specific principal reasons* for denial, or a notice of your right to request them within 60 days. Vague reasons like "internal standards" or "insufficient score" don't satisfy the rule. **FCRA § 1681m:** the credit score used and its key factors.	Letter AA. Compare the stated reasons to your actual report. A reason contradicted by your file is evidence.

Where AI is used	What it does to you	Your rights	Your move
Risk-based pricing	You're approved, but at a worse rate than others	**FCRA § 1681m(h):** a risk-based pricing notice, or the credit score disclosure	Get a free report; dispute errors; reapply or rate-shop after corrections
Dispute handling	Your letter becomes a 2-digit code in e-OSCAR; the furnisher "verifies" by matching databases	**FCRA § 1681i:** a *reasonable* reinvestigation and review of "all relevant information" you send. A bureau can't just repeat what the furnisher says (*Cushman v. Trans Union*, 115 F.3d 220 (3d Cir. 1997)).	Field-level disputes with documents (3.4); method-of-verification request (Letter A); contradiction letter (Letter I)
Collections (auto-dialers, AI voices, texts, emails, chatbots)	High-volume automated contact	**Reg F:** no more than 7 calls in 7 days per debt (presumption); time limits apply to texts and emails by when they're sent; every electronic message must offer an opt-out (§ 1006.6(e)). **TCPA:** the FCC ruled in 2024 that AI-generated voices are "artificial" voices, so prerecorded or AI-voice calls to your cell need consent, and you can revoke consent by any reasonable means ("stop" works). **FDCPA / FCCPA:** a chatbot's false statement counts the same as a person's.	Letter BB; log every contact (4.1); screenshot texts and chats; save voicemails
Tenant and employment screening	Automated record-matching by name and date of birth	**FCRA § 1681e(b)** accuracy; free copy after denial; dispute rights (Letter U). In 2023 TransUnion's rental-screening unit paid **$15 million** to settle CFPB and FTC charges over duplicate, mislabeled and sealed eviction records.	Pull your screening files before applying (6.4)
Bank fraud models	Accounts frozen or closed; ChexSystems or Early Warning entries	Reg E error rights for transfers (6.5); FCRA dispute rights for screening entries (Letter V)	Ask the bank in writing for the reason and the screening company used
Insurance pricing	Credit-based insurance scores affect auto and home premiums	FCRA adverse action notice when a report raises your rate; Florida limits insurers' use of credit information (Fla. Stat. § 626.9741; check current text)	Ask for the reasons and the bureau used; dispute errors; ask to be re-rated after corrections

Part B — Why algorithms make errors about you, and how that helps you

- **Bad inputs, confident outputs:** a model trained on dirty data repeats the error at scale. Every mixed file, re-aged date and duplicate collection is a bad input. Correct the input (Module 3) and the output changes.
- **Name matching:** automated screening often matches on name and birthdate without a full identifier check. Your proof of identity defeats it.
- **Automated "verification" isn't investigation:** when a dispute is answered by a database match that ignores your documents, that supports a claim that the reinvestigation wasn't reasonable, and, if repeated after you proved the error, willfulness (4.4).
- **Volume collection makes mistakes:** automated systems call wrong numbers, ignore opt-outs and exceed limits. Each violation is logged on *their* system; your log proves it.

Part C — Your evidence kit for automated systems

1. **Screenshot everything:** app decisions, chat transcripts, texts, emails, with date and time visible.

2. **Save the notices:** adverse action, risk-based pricing and denial letters. They name the bureau and the reasons.
3. **Keep a call log:** number, date, time, whether it was a recording or an AI voice, and what was said.
4. **Request the reasons and the files:** Letter AA to the lender, plus a free report from the bureau named.
5. **Revoke consent in writing as well as by saying "stop":** Letter BB. Note the date; contact after a reasonable time is a new violation.
6. **Complain where it counts:** CFPB (credit, collections), FTC (screening, deceptive AI claims), FCC (robocalls, robotexts), Florida Attorney General.

Part D — Using AI tools yourself, safely

- **Good uses:** organizing records into timelines, drafting letters from these templates, finding inconsistencies between documents, summarizing long statements.
- **Check before relying:** any law, case or deadline an AI gives you. Open the statute or the case. AI tools, this one included, can be wrong or out of date.
- **Protect your data:** remove full SSNs and account numbers before pasting documents into any AI tool.
- **Your signature, your responsibility:** courts expect everything you file to be accurate. Some judges now require disclosure of AI use in filings, so check your court's rules.

Note on federal guidance: the CFPB withdrew its 2022 and 2023 circulars on adverse-action notices for algorithmic lending in May 2025. The underlying requirement in Reg B, specific reasons for denial, is unchanged. In 2025 the Supreme Court also held that courts aren't bound by the FCC's interpretations of the TCPA in private suits (*McLaughlin Chiropractic v. McKesson*), so FCC rulings like the AI-voice ruling are persuasive rather than binding in court. Check current status before relying on them.

▼ Letter AA — Request for specific reasons for denial (ECOA / FCRA)

Send within 60 days of the adverse action notice, or of the denial if you received no notice.

> [YOUR NAME]
> [ADDRESS]
> Application/reference no.: [NUMBER] Date applied: [DATE]
> [DATE]
>
> Via Certified Mail — Return Receipt Requested
> To: [LENDER] — Adverse Action / Compliance Department
>
> Re: Request for statement of specific reasons — Equal Credit Opportunity Act, 15 U.S.C. § 1691(d); Regulation B, 12 C.F.R. § 1002.9
>
> On [DATE] you [denied my application / approved it on less favorable terms / reduced my credit limit]. [I did not receive a statement of reasons / The reasons given — "___" — are not specific.]
>
> Please provide, within 30 days:
> 1. The specific principal reasons for the action taken, as required by § 1002.9(a)(2) and (b)(2). Statements such as "internal standards" or "did not meet our criteria" are insufficient.
> 2. If a credit score was used: the score, its range, the key factors that adversely affected it, the date it was created, and the consumer reporting agency that provided it (15 U.S.C. § 1681m(a), § 1681g(f)).
> 3. The name, address and telephone number of every consumer reporting agency whose report you used.

Sincerely,
[SIGNATURE]
[NAME]

▼ Letter BB — Stop automated calls and texts / electronic opt-out (Reg F, TCPA)

A collector may still send required legal notices by mail. Revoking consent stops automated and AI-voice calls; it doesn't erase the debt.

[YOUR NAME]
[ADDRESS]
Account / reference: [NUMBER]
Phone number(s): [NUMBER(S)] E-mail: [ADDRESS]
[DATE]

Via Certified Mail — Return Receipt Requested
To: [COMPANY] — Compliance Department

Re: Revocation of consent and communication restrictions

1. I revoke any consent I may have given to receive calls or texts at the number(s) above made with an automatic telephone dialing system, or using an artificial, prerecorded or AI-generated voice (47 U.S.C. § 227).
2. [If a debt collector:] I opt out of all e-mail and text communications about this account (12 C.F.R. § 1006.6(e)). [Optional: "Contact me only by mail at the address above." / "Do not contact me at my workplace."]
3. Calls before 8 a.m. or after 9 p.m. are inconvenient for me (12 C.F.R. § 1006.6(b)(1); Fla. Stat. § 559.72(17)).

I have also replied "STOP" to your texts on [DATE]. Please confirm in writing that your records have been updated. I am keeping a log of all further contacts.

Sincerely,
[SIGNATURE]
[NAME]

1.4 Glossary — Plain-English Definitions

To find a term, use your PDF reader's search (Ctrl+F, or Cmd+F on a Mac).

Term	Plain meaning	Where
ACDV	The electronic dispute form a bureau sends a furnisher through e-OSCAR.	See

Term	Plain meaning	Where
Adverse action notice	Notice a lender, landlord or employer must give when a report leads to a denial; it names the bureau used.	See
AUD	The e-OSCAR form a furnisher uses to update or delete an item at every bureau at once.	See
Bureau / CRA	Consumer reporting agency: Equifax, Experian, TransUnion and specialty companies (tenant screening, ChexSystems, LexisNexis).	See
Charge-off	A creditor writes the debt off as a loss. The debt still exists and can be sold.	See
Claim of exemption	Form you file within 20 days to protect wages or funds from garnishment.	See
DOFD	Date of first delinquency. Starts the 7-year credit-reporting clock. Moving it later is "re-aging."	See
Default judgment	Judgment entered because the defendant didn't respond. Void if service was invalid.	See
Deficiency	What's still owed after collateral (a car or home) is sold.	See
Dispute flag (XB / XC)	Metro 2 code showing a consumer disputes an account. Must be added after you dispute.	See
e-OSCAR	The automated system bureaus and furnishers use to exchange disputes.	See
ECOA code	Who is responsible for an account: individual, joint, authorized user, or business.	See
FCBA	Fair Credit Billing Act. Credit-card billing-error rights (60 days, in writing).	See
FCCPA	Florida Consumer Collection Practices Act (§ 559.72). Covers original creditors as well as collectors.	See
FCRA	Fair Credit Reporting Act. Accuracy, disputes and privacy of credit reports.	See
FDCPA	Fair Debt Collection Practices Act. Rules for third-party debt collectors.	See
FDUTPA	Florida Deceptive and Unfair Trade Practices Act.	See
Freeze	Blocks most new access to your credit file until you lift it. Free.	See
Furnisher	Any company that supplies data to a bureau: lender, collector, servicer, or a data vendor such as LexisNexis.	See
Garnishment	Court order taking wages or bank funds to pay a judgment.	See
Hard inquiry	A credit check made for an application. Needs a permissible purpose.	See
Method of verification	How the bureau and furnisher "verified" your dispute. You can demand a description.	See
Metro 2	The data format furnishers use to report accounts, field by field.	See
Mixed file	Someone else's information merged into your file.	See
Obsolete	Too old to report: most negatives after 7 years, bankruptcies after 10.	See
Pay-for-delete	Payment in exchange for a written promise to delete the tradeline.	See
Permissible purpose	A legal reason to pull your report (§ 1681b), such as an application you made.	See
Reg E / Reg F / Reg V	Federal rules for bank transfers / debt collectors / furnishers.	See
Registered agent	The person or company that legally accepts lawsuits for a business. Find it on Sunbiz.	See
Reinsertion	A deleted item reappearing. Requires certification and notice to you within 5 business days.	See
Reinvestigation	The bureau's required investigation of your dispute (30 days).	See

Term	Plain meaning	Where
RESPA	Real Estate Settlement Procedures Act. Mortgage-servicing error and information rights.	See
Return of service	The process server's sworn statement that papers were delivered.	See
Standing	The legal right to sue. The plaintiff must have owned the debt when it filed.	See
Statute of limitations	Deadline to sue on a debt or claim.	See
Statutory damages	A fixed damages range set by law, recoverable without proving a specific dollar loss.	See
Time-barred debt	Debt too old to sue on. Suing or threatening suit on it is a violation.	See
Tradeline	One account line on a credit report.	See
UCC-1	Public notice of a lender's security interest in collateral.	See
Validation	A collector's required written details of a debt, and your right to dispute within the validation period.	See
Void judgment	A judgment with no legal effect, usually for lack of valid service. Can be attacked any time.	See
Willful violation	A knowing or reckless violation of the law. Unlocks statutory and punitive damages under the FCRA.	See

Module 2 — Build Your File

Lock access, collect every record, trace each data chain, and compare sources. This is the evidence every later step relies on.

LOCK DISCLOSE TRACE COMPARE
DISPUTE ENFORCE VERIFY

2.1 Lock / Freeze the Information Environment

A security freeze limits many new-credit disclosures. It does not erase data and does not automatically block access by existing-account creditors, collectors acting for existing accounts, government users, or other legally exempt users.

File	Freeze separately?	Purpose
Equifax	Yes	Restrict new-credit access to Equifax file.
Experian	Yes	Restrict new-credit access to Experian file.
TransUnion	Yes	Restrict new-credit access to TransUnion file.
LexisNexis / SageStream	Yes	LexisNexis states one freeze through its portal covers specified LexisNexis/SageStream reports, but not Equifax, Experian, TransUnion, Innovis or others.
Innovis	Yes	Separate Innovis freeze.
ChexSystems	Yes	Bank-account screening. Freeze online or by phone; blocks new checking/savings account screening during the freeze.
NCTUE	Yes	Utility, telecom and pay-TV data. Separate freeze.

File	Freeze separately?	Purpose
Early Warning Services	Request your file	Bank-account and payment data (owner of Zelle). Request the file and dispute errors.
Other specialty CRA	Check individually	Each company may have a separate freeze/security mechanism.

▼ **General security-freeze letter**

> [YOUR NAME]
> [CURRENT ADDRESS]
> [DATE OF BIRTH]
> [LAST FOUR OF SSN]
> [DATE]
>
> To: [CONSUMER REPORTING COMPANY]
>
> Re: Request for Security Freeze
>
> I request that a security freeze be placed on my consumer file and on each consumer-reporting product maintained by your organization for which I am eligible to request a freeze.
>
> Please confirm in writing:
> 1. The date the freeze became effective;
> 2. The files/products covered by the freeze;
> 3. Any files/products maintained by your organization that are not covered;
> 4. The procedure and credentials required to temporarily lift or permanently remove the freeze.
>
> Please do not interpret this request as a dispute or as consent to modify, delete, verify, or furnish any particular account or data item.
>
> Please send confirmation to the address above.
>
> Sincerely,
> [NAME]

LexisNexis official freeze portal: LexisNexis/SageStream Security Freeze. LexisNexis states the freeze does not apply to the other national CRAs and identifies exceptions for existing-account review/collection. Innovis: Innovis Security Freeze.

2.2 Request the Maximum Available File and Source Information

Request the complete consumer disclosure from every relevant CRA and specialty company. The purpose is to establish **what, who, when, where, through whom, and to whom**.

Ask for data

Tradelines | Balances | Dates | Statuses | Payment history | Inquiries | Identifiers

Ask for provenance

Original source | Furnisher | Intermediary | Vendor | Subscriber code | Date received | Recipient

Read first — why the 27-section request matters, and how it works

A standard credit report is a summary. This letter asks for the file behind it: every item, where each one came from, who passed it along, when, and who has seen it. Every later step — tracing, comparing, disputing, suing, defending in court — runs on what comes back.

The law it uses — FCRA § 1681g(a)

When you ask, a consumer reporting agency must **"clearly and accurately"** disclose:

1. **All information in your file** at the time of the request (§ 1681g(a)(1)). "File" means everything recorded and retained about you, however it is stored (§ 1681a(g)), not just what prints on a report.
2. **The sources of that information** (§ 1681g(a)(2)). The only exception is sources used solely for investigative consumer reports.
3. **Everyone who got your report:** 2 years back for employment purposes, 1 year for everything else (§ 1681g(a)(3)).
4. **Inquiries you didn't start**, such as prescreened offers, in the past year (§ 1681g(a)(5)).
5. **Check details** behind any bad-check entry (§ 1681g(a)(4)).

The key case: *Cortez v. Trans Union, LLC*, 617 F.3d 688 (3d Cir. 2010). TransUnion held an OFAC "terrorist list" alert on Ms. Cortez but left it off the disclosure it sent her. The court held the alert was part of her file and had to be disclosed, and upheld the verdict, with punitive damages reduced but still awarded. That is why this letter demands "suppressed," "supplemental" and "other segment" data (section 18): the right covers the whole file. See also *Gillespie v. Equifax*, 484 F.3d 938 (7th Cir. 2007): a disclosure that is technically there but confusing can still violate the "clearly and accurately" standard.

What each part of the letter does

Sections	What you get	Why it matters
1, 18 — whole file and hidden segments	Identity, fraud, matching and screening data that never appears on a normal report	Hidden data is where mixed files and wrong flags live (*Cortez*)
2, 3, 13, 14, 20–22, 27 — sources and the full chain	Who started each item, who passed it along, which vendor (e.g., LexisNexis) supplied public records	You can't dispute or sue a party you can't name. "Source not identified" means nobody can verify that item
4, 8 — dates and change history	Date first received, date of first delinquency, every prior value and when it changed	Proves re-aging, items past 7 years (§ 1681c), and deleted items put back without notice (§ 1681i(a)(5))

Sections	What you get	Why it matters
5, 23 — raw vs. derived data	What the furnisher actually sent compared with what the bureau created, merged or coded	If the furnisher sent it right and the bureau changed it, the error is the bureau's. That decides who is liable
6 — how it was transmitted	Metro 2, batch, API, vendor feed, manual entry	Manual or vendor-fed items are more error-prone, and identifiers let you match data across companies
7, 9 — account detail and dispute history	Original creditor, current owner, debt buyer, transfer and sale dates, how past disputes were coded	Ownership gaps help in court. Dispute codes show whether earlier disputes were actually investigated
10–12, 15 — recipients and inquiries	Who pulled your file, when, and the stated purpose	A pull without a permissible purpose is its own claim (§ 1681b, § 1681n, § 1681q)
16, 17 — identity matching and mixed files	Every name, SSN variation, address and household link used to attach records to you	A wrong SSN digit or someone else's address is how another person's debt lands on your file
19, 24 — plain-language codes; one row per item	Translation of every code; item, source, dates and recipient side by side	A pile of codes isn't a "clear and accurate" disclosure
25, 26 — scope	They must say "not maintained" rather than skip a question	You are not asking for trade secrets or scoring formulas, only data about you. That removes the "overbroad / proprietary" excuse

The closing line says the letter is not a dispute and not an admission. That keeps it a pure disclosure request: they can't label it a frivolous dispute, and it doesn't confirm any debt.

How to run it

1. **Send by certified mail, return receipt, with ID** (copy of ID and proof of address) to Equifax, Experian, TransUnion and LexisNexis, plus any specialty company that matters to you: ChexSystems, Early Warning, tenant and employment screeners.
2. **It costs nothing:** the big three give free reports weekly online; each nationwide specialty company (including LexisNexis) owes a free file every 12 months; any company whose report led to a denial owes a free file if you ask within 60 days.
3. **Expect a partial answer.** Most companies send their standard disclosure and name only the furnisher. The letter has still done its job: you hold a dated written record of exactly what you asked for.
4. **Mark every gap:** write UNKNOWN in the Trace worksheet for each missing source, date, recipient or code.
5. **Send the follow-up letter below** listing only the unanswered sections. Wait 30 days.
6. **Use what came back:** compare the same item across all four companies (Compare) — different dates or balances are disputable errors; dispute with the names you now have, to the bureau and the furnisher the same day (Disputes); keep this disclosure as your baseline to prove any later reinsertion.

Where the money comes in

- **Negligent failure to disclose:** actual damages plus attorney's fees (§ 1681o).
- **Willful failure** (for example, ignoring the follow-up): $100–$1,000 statutory damages, plus punitive damages and fees (§ 1681n).
- **Show the harm.** After *TransUnion LLC v. Ramirez*, 594 U.S. 413 (2021), you need a real consequence to sue: you couldn't dispute an error because they hid its source; the hidden data got you denied; you spent money or time chasing a source they should have named. Log the date sent, what came back, what was missing and what it cost you. That log is the damages case.

The letter itself is below. Open it to copy the exact text; the follow-up letter for incomplete answers is right after it.

▼ FULL 27-SECTION COMPREHENSIVE CONSUMER FILE, SOURCE, FURNISHER, VENDOR, RECIPIENT, INQUIRY, AND PROVENANCE REQUEST — EXACT TEXT

[CONSUMER NAME]
[Address]
[City, State ZIP]
[Date of Birth or other identifying information, if included]
[Last four digits of SSN, if included]

Date: [DATE]

Via Certified Mail / Trackable Delivery

To:
[Equifax / Experian / TransUnion / LexisNexis Risk Solutions]
[Appropriate Consumer Disclosure Address]

RE: REQUEST FOR COMPLETE CONSUMER FILE, ALL SOURCES OF INFORMATION, FURNISHERS, INTERMEDIARIES, VENDORS, RECIPIENTS, INQUIRIES, AND ASSOCIATED FILE INFORMATION

To Whom It May Concern:

This correspondence is a request for disclosure of information maintained concerning me in your consumer reporting files.

This request seeks a complete and intelligible disclosure of the information contained in my consumer file at the time of this request, together with the source or sources of that information.

This request is intended to encompass information obtained directly from an original source as well as information transmitted, obtained, supplemented, verified, updated, matched, merged, purchased, licensed, resold, or otherwise supplied through any intermediary, data vendor, reseller, contractor, affiliate, repository, public-record vendor, furnisher, subscriber, governmental source, commercial database, or other source.

Please provide the information in a form that clearly identifies the relationship among each individual data item, its original source, any intermediary source, and its current appearance in my file.

1. COMPLETE CONSUMER FILE

Please disclose all information contained in my consumer file at the time of this request, including, to the extent contained or maintained in the file:

- all identifying information;
- names and name variations;
- former names;

- aliases;
- addresses and address history;
- telephone numbers;
- email addresses;
- dates of birth;
- Social Security number information;
- employment information;
- employer history;
- account information;
- tradelines;
- collection accounts;
- public-record information;
- bankruptcy information;
- liens;
- judgments;
- property information;
- mortgage information;
- rental or tenancy information;
- payment histories;
- balances;
- account statuses;
- account classifications;
- remarks;
- comments;
- dispute indicators;
- compliance codes;
- account-condition codes;
- payment-rating codes;
- portfolio-type codes;
- ownership indicators;
- consumer statements;
- fraud alerts;
- identity-verification information;
- identity-risk information;
- address-risk information;
- deceased indicators;
- OFAC or similar screening information, if contained in my consumer file;
- inquiries;
- promotional inquiries;
- account-review inquiries;
- soft inquiries;
- hard inquiries;
- prescreen information;
- marketing-related consumer-report information;
- insurance-related information;
- employment-related consumer-report information;

- tenant-screening information;
- background-screening information;
- alternative-data information;
- telecommunications information;
- utility information;
- banking information;
- deposit-account information;
- returned-check information;
- property and asset information;
- professional-license information;
- motor-vehicle information;
- public-record information;
- and any other information concerning me contained in your consumer file.

Please do not limit the disclosure to a standard consumer credit report if additional information concerning me exists elsewhere within the consumer file or systems used to assemble consumer reports concerning me.

2. SOURCE OF EVERY INDIVIDUAL DATA ITEM

For every item of information contained in my file, please identify its source.

For each individual item, please disclose, to the extent maintained:

A. Original source

Please identify the original source from which the information originated, including:

- full legal name;
- trade name;
- address;
- telephone number;
- source type;
- account or reference identifier associated with the source;
- and any other identifying information maintained for that source.

B. Furnisher

If a furnisher supplied the information, please identify:

- the furnisher's full name;
- any DBA or trade name;
- furnisher address;
- furnisher telephone number;
- subscriber number or identifying code;
- Metro 2 or other furnisher identifier, if maintained and disclosable;
- account identifier;

- date first furnished;
- most recent date furnished;
- and the particular information furnished.

C. Intermediary and vendor sources

Please identify every intermediary or vendor through which the information passed before it entered my consumer file.

This includes, to the extent applicable:

- data aggregators;
- data brokers;
- public-record vendors;
- resellers;
- repositories;
- contractors;
- subcontractors;
- affiliates;
- verification services;
- identity-data providers;
- property-data providers;
- court-record vendors;
- collection-data vendors;
- telecommunications-data providers;
- utility-data providers;
- banking-data providers;
- fraud-prevention vendors;
- address-verification vendors;
- and any other intermediary source.

For every intermediary or vendor, please identify:

- its full legal name;
- trade name;
- address;
- telephone number;
- role in the information chain;
- information received by that entity;
- information transmitted by that entity;
- upstream source from which it obtained the information;
- downstream recipient to whom it transmitted the information;
- and relevant dates associated with receipt or transmission, to the extent maintained.

3. SOURCE CHAIN / DATA PROVENANCE

For each item of information, please disclose the complete source chain reflected in your records.

Where available, please identify the sequence in substantially this form:

Original Source → Furnisher → Vendor/Intermediary → Reseller or Repository → Consumer Reporting Agency → Consumer File

If more than one intermediary was involved, please identify each intermediary separately and in sequence.

If information originated from a governmental or public-record source, please identify:

- the governmental entity;
- court;
- clerk;
- recorder;
- agency;
- database;
- jurisdiction;
- record type;
- case or instrument number, if maintained;
- original record date;
- date obtained;
- entity that obtained it directly from the governmental source;
- every subsequent vendor or intermediary;
- and the date it entered my file, to the extent maintained.

4. WHEN THE INFORMATION WAS RECEIVED

For every item of information, please disclose, to the extent maintained:

- date first received;
- date first entered into my file;
- date first reported;
- date last reported;
- date last updated;
- date last verified;
- date last modified;
- date last refreshed;
- date last transmitted;
- date last purchased or acquired;
- effective date;
- status date;
- balance date;
- payment-history date;
- date of first delinquency, if applicable;
- date of last activity;

- date of last payment;
- date closed;
- date transferred;
- date sold;
- date assigned;
- and any other date associated with the information.

If timestamps are maintained, please disclose the corresponding timestamps.

5. WHAT WAS ACTUALLY FURNISHED

For each source, furnisher, vendor, intermediary, or other provider, please disclose precisely what information that entity supplied.

Please distinguish between information:

- supplied directly by the source;
- obtained from another source;
- calculated by your organization;
- derived by your organization;
- inferred;
- standardized;
- normalized;
- reformatted;
- translated into reporting codes;
- merged with another record;
- appended to an existing record;
- matched through identity resolution;
- or otherwise created or modified after receipt.

Where your records distinguish between raw incoming data and the resulting consumer-file entry, please identify both.

6. METHOD AND MANNER OF TRANSMISSION

To the extent such information is maintained in or associated with my consumer file, please identify how each item was received, including whether it was transmitted through:

- electronic data furnishing;
- batch furnishing;
- Metro 2;
- API;
- electronic file transfer;
- database feed;
- automated interface;
- manual submission;

- web portal;
- public-record retrieval;
- reseller transmission;
- third-party vendor feed;
- purchased database;
- licensed database;
- or another method.

Please identify any furnisher, vendor, subscriber, source, or transmission identifier associated with the submission.

7. ACCOUNT-LEVEL INFORMATION

For every account or tradeline, please disclose all information maintained concerning that account, including:

- creditor name;
- original creditor;
- current creditor;
- debt buyer, if any;
- collection agency, if any;
- account number or masked account number;
- subscriber number;
- furnisher identifier;
- account type;
- portfolio type;
- ownership type;
- responsibility indicator;
- date opened;
- date closed;
- date of first delinquency;
- payment history;
- balances;
- past-due amounts;
- credit limits;
- high credit;
- scheduled payment;
- actual payment;
- payment rating;
- account status;
- compliance condition;
- special comments;
- dispute status;
- collateral information;
- charge-off information;
- transfer information;
- sale or assignment information;

- and all historical versions of such information that remain part of my current consumer file.

8. CHANGES, UPDATES, AND CORRECTIONS

For each current item for which your file maintains associated historical or update information, please disclose:

- prior value;
- current value;
- date changed;
- source requesting or supplying the change;
- reason or code associated with the change;
- whether the change resulted from routine furnishing;
- consumer dispute;
- furnisher correction;
- vendor update;
- automated update;
- public-record update;
- reinvestigation;
- deletion;
- reinsertion;
- merger;
- suppression;
- or another event.

9. DISPUTE-RELATED INFORMATION CONTAINED IN THE FILE

Please disclose all information contained in my consumer file concerning disputes, including, where maintained:

- dispute indicators;
- dispute dates;
- dispute status;
- consumer dispute statements;
- furnisher responses reflected in the file;
- verification indicators;
- correction indicators;
- deletion indicators;
- reinsertion indicators;
- source information associated with disputed data;
- and final disposition reflected in my file.

This request is for disclosure of information contained in my file; it is not itself intended to assert that any particular item is inaccurate.

10. RECIPIENTS OF CONSUMER REPORTS

Please identify each person or entity required to be disclosed under applicable FCRA file-disclosure requirements that procured a consumer report concerning me during the applicable statutory period.

For each recipient, please provide, as applicable:

- full legal name;
- trade name;
- address;
- telephone number;
- date of procurement;
- purpose reflected in your file or records;
- and identity of the end user, where required and maintained.

11. INQUIRIES

Please disclose the complete record of inquiries concerning me required to be disclosed under applicable law and otherwise contained in my consumer file.

Please identify for each inquiry:

- requesting entity;
- trade name;
- address;
- telephone number;
- date;
- inquiry type;
- end user;
- subscriber;
- purpose, if maintained;
- and whether the inquiry is classified as hard, soft, promotional, account review, insurance, employment, tenant screening, collection, or another category.

12. PRESCREEN AND NON-CONSUMER-INITIATED INQUIRIES

Please identify inquiries received during the applicable disclosure period that identified me in connection with credit or insurance transactions not initiated by me, to the extent required to be disclosed.

For each such inquiry, please disclose:

- entity name;
- date;
- inquiry category;
- source of identifying information;
- and related identifier contained in my file.

13. PUBLIC-RECORD INFORMATION

For every public-record item, please identify:

- originating government entity;
- jurisdiction;
- court or recorder;
- record number;
- case number;
- instrument number;
- filing date;
- disposition date;
- original source;
- person or company that collected the record;
- intermediary vendor;
- date collected;
- date provided to your organization;
- date entered in my file;
- subsequent update sources;
- and the current status reflected in the file.

14. INFORMATION OBTAINED FROM LEXISNEXIS OR OTHER DATA PROVIDERS

If any information in my file was obtained directly or indirectly from LexisNexis Risk Solutions, please identify each such item individually.

For every such item, please disclose:

- the information obtained;
- date obtained;
- LexisNexis product, database, service, or source identifier, if maintained;
- original upstream source;
- intermediary sources;
- and the manner in which the information was incorporated into my file.

Likewise, please separately identify information obtained from any other data aggregator, reseller, repository, public-record vendor, identity vendor, property-data provider, telecommunications database, banking database, or specialty consumer reporting agency.

15. INFORMATION YOUR ORGANIZATION PROVIDED TO OTHERS

To the extent reflected in the disclosures required by applicable law or contained in my consumer file, please identify information concerning me that your organization furnished, transmitted, or made available to other persons.

Please identify, as applicable:

- recipient;
- date;
- information furnished;
- product or report type;
- end user;
- subscriber;
- and transaction or inquiry identifier.

16. RECORD MATCHING AND IDENTITY ASSOCIATION

Please disclose information contained in my file concerning records associated with my identity, including identifying information used to associate or match records to me.

This includes, to the extent contained in the file:

- name variations;
- addresses;
- former addresses;
- dates of birth;
- Social Security number variations;
- telephone numbers;
- email addresses;
- employer information;
- household associations;
- property associations;
- and other identifiers used to associate information with my consumer file.

Please identify the source of each such identifier.

17. MERGED OR SPLIT FILE INFORMATION

If information presently contained in my file reflects a merged, split, mixed, fragmented, duplicated, or re-associated consumer file, please disclose the information regarding that condition that remains in my current file, including the source of the affected information.

18. INFORMATION SUPPRESSED FROM ORDINARY CONSUMER REPORT DISPLAY

This request seeks all information in my consumer file at the time of the request, not merely information ordinarily displayed in a standard credit report.

Accordingly, please include information contained in my file even if that information is:

- not displayed on the standard consumer-facing report;
- suppressed from ordinary report presentation;
- stored in another consumer-file segment;
- presented only to certain customers;

- used for identity verification;
- used for fraud detection;
- used for matching;
- maintained as supplemental consumer information;
- or displayed through a different consumer-reporting product,

to the extent such information constitutes information in my consumer file subject to disclosure.

19. CODES AND ABBREVIATIONS

For every code, abbreviation, symbol, field, status indicator, or proprietary designation appearing in the disclosure, please provide a plain-language explanation sufficient to make the disclosure understandable.

This includes explanations for:

- account codes;
- status codes;
- payment codes;
- inquiry codes;
- source codes;
- vendor codes;
- subscriber codes;
- dispute codes;
- compliance codes;
- public-record codes;
- identity codes;
- and other coded information appearing in the disclosure.

20. IDENTIFICATION OF UNKNOWN SOURCES

If any information presently contained in my file does not have an identifiable source, please identify the information and clearly state that the source is not identified in your records.

If the original source is different from the entity that transmitted the information to you, please identify both separately.

If more than one vendor or intermediary supplied the same item, please identify each source separately.

21. DUPLICATE INFORMATION FROM MULTIPLE SOURCES

If substantially identical information was obtained from multiple independent sources, please identify every source.

Please do not provide only one source when your records reflect additional sources.

For example, if the same address, account, public record, property record, bankruptcy, lien, collection account,

employment record, or other information was received from several providers, please identify each provider separately.

22. DATA ACQUISITION AND PROVENANCE INFORMATION MAINTAINED WITH THE FILE

To the extent associated with the information in my consumer file, please disclose available metadata identifying:

- originating source;
- upstream provider;
- intermediary provider;
- source code;
- vendor code;
- subscriber code;
- acquisition date;
- receipt date;
- update date;
- batch date;
- transaction identifier;
- record identifier;
- product identifier;
- database identifier;
- source-file identifier;
- and other provenance information that identifies where the information originated or how it entered my file.

23. INFORMATION FOR WHICH YOU ARE THE DERIVED SOURCE

If any information in my file was created or derived by your organization rather than directly furnished by an external source, please identify:

- the information;
- that your organization created or derived it;
- the underlying source data reflected in my file;
- and the sources of that underlying data.

24. COMPLETE, CLEAR, AND INTELLIGIBLE RESPONSE

Please provide the disclosure in a clear and understandable format.

Where practical, please associate each item with:

ITEM OF INFORMATION
ORIGINAL SOURCE
FURNISHER
INTERMEDIARY/VENDOR SOURCE(S)
DATE FIRST RECEIVED

DATE LAST RECEIVED/UPDATED
CURRENT VALUE OR STATUS
SOURCE/VENDOR/SUBSCRIBER IDENTIFIER
RECIPIENT OR END USER, WHERE APPLICABLE

A response consisting only of a standard credit report, without disclosure of the sources associated with the information, would not answer the entirety of this request.

25. IF REQUESTED INFORMATION IS NOT MAINTAINED

For any category requested above that your organization does not maintain concerning me, please simply identify that category as not maintained or unavailable.

For any information you contend is outside the scope of the consumer-file disclosure requirements, please distinguish that information from information that is contained in my consumer file.

26. SCOPE OF REQUEST

This request seeks information concerning **me individually** and the information contained in or associated with my consumer file.

It does not request general proprietary algorithms, trade secrets, source code, general scoring formulas, or information unrelated to my consumer file.

The purpose of the detailed categories above is to identify comprehensively the information, sources, intermediaries, recipients, inquiries, and provenance information concerning me that is maintained and subject to consumer disclosure.

27. SPECIFIC REQUEST FOR ALL SOURCES

For avoidance of ambiguity, I specifically request identification of **every source reflected in your records for every item of information in my consumer file**, including:

1. the original source;
2. the direct furnisher;
3. each intermediary source;
4. each vendor source;
5. each reseller;
6. each aggregator;
7. each repository;
8. each public-record provider;
9. each governmental source;
10. each affiliate or contractor acting as a source;
11. and every other source through which the information passed before reaching your consumer reporting system.

Where multiple sources supplied the same information, please identify all of them rather than only the first, last, or primary source.

REQUEST FOR COMPLETE RESPONSE

Please provide all information responsive to this request that is contained in my consumer file and required to be disclosed, together with sufficient identifying information to allow me to understand:

**WHAT information you maintain about me;
WHO originally supplied it;
WHO subsequently transmitted or supplied it;
WHEN it was received and updated;
WHERE it originated;
WHOM my consumer reports were disclosed to where disclosure is required;
and HOW each source is associated with the information appearing in my file, to the extent those details are maintained and subject to disclosure.**

Please send the disclosure to:

[CONSUMER NAME]
[MAILING ADDRESS]
[CITY, STATE ZIP]

Enclosed are copies of identifying documents, if required to authenticate this request.

This correspondence is a request for information and disclosure. It should not be interpreted as an admission regarding the accuracy, validity, ownership, status, or characterization of any information appearing in my consumer file.

Sincerely,

_____
[CONSUMER NAME]

Enclosures:
[Identification, if included]
[Proof of address, if included]
[Relevant report pages or identifying references, if included]

▼ Follow-up — Demand for the unanswered parts of a file and source disclosure (FCRA § 1681g)

Send after the first response arrives, or if 30 days pass with no response. List only what is missing; one page is better than ten. Keep the green card with the original request — together they show you asked twice.

[YOUR NAME]
[ADDRESS]
[CITY, STATE ZIP]
[DATE OF BIRTH] [LAST FOUR OF SSN]
[DATE]

Via Certified Mail — Return Receipt Requested
To: [EQUIFAX / EXPERIAN / TRANSUNION / LEXISNEXIS RISK SOLUTIONS / OTHER]
[CONSUMER DISCLOSURE ADDRESS]

Re: Incomplete file disclosure — second request under 15 U.S.C. § 1681g(a)
My request dated: [DATE] Delivered: [DATE] (certified no. [NUMBER])
Your response dated: [DATE] Reference/confirmation no.: [NUMBER]

On [DATE] I requested complete disclosure of all information in my consumer file and the sources of that information. Your response of [DATE] did not provide the following:

1. Sources not identified (15 U.S.C. § 1681g(a)(2)):
[ITEM — e.g., "Collection, ABC Recovery, acct ending 1234 — original source and any vendor not named"]
[ITEM — e.g., "Civil judgment, Case No. ___ — public-record vendor not named"]

2. File information not disclosed (15 U.S.C. § 1681g(a)(1); 15 U.S.C. § 1681a(g)):
[e.g., "Identity, matching, alert or supplemental data used with my file"]
[e.g., "Prior values and change dates for the item(s) listed above"]

3. Recipients / inquiries not disclosed (15 U.S.C. § 1681g(a)(3), (a)(5)):
[e.g., "End user and purpose for the inquiry dated ___"]

4. Codes not explained (disclosure must be made "clearly and accurately"):
[CODE(S) AND WHERE THEY APPEAR]

For each item above, please either provide the information or state in writing that it is not maintained in your records. Where the original source is different from the entity that transmitted the information to you, please identify both.

Please respond within 30 days of receipt. I am keeping a record of this request and your response.

This is a request for disclosure. It is not a dispute and not an admission about the accuracy, validity or ownership of any item.

Enclosed: copy of my original request, proof of delivery, copy of your response (pages showing the gaps), ID and proof of address.

Sincerely,

> [SIGNATURE]
> [NAME]

2.3 Trace Every Data Chain

```
ORIGINAL SOURCE → FURNISHER → SERVICER / COLLECTOR → VENDOR / PROCESSOR →
CRA → CONSUMER FILE → END USER
```

For each link record: legal name, trade name, address, account/reference number, subscriber/vendor code, date first seen, date last updated, what was transmitted, and evidence supporting the link.

> **Missing link = leverage.** Mark it UNKNOWN and demand it in the next disclosure or dispute. A source nobody can name is an item nobody can verify.

2.4 Compare the Same Item Across Every Source

Field	Equifax	Experian	TransUnion	Specialty CRA	Furnisher / primary record
Balance					
Status					
Date opened					
Date first delinquency					
Ownership / responsibility					
Payment history / remarks					

Contradiction format: “Source A reports X; Source B reports Y; Exhibit C shows Z.”

2.5 Attorney-Style File Build — Day One Through Final Audit

Strongest version of the process

1. **Lock down the evidence first** — current reports, complete disclosures, source data, statements, contracts, and prior correspondence.
2. **Identify every reporting chain** — original creditor → servicer/collector → vendor/intermediary → CRA.
3. **Separate each factual defect** — never mix unrelated errors into one vague dispute.

4. **Send bureau and furnisher disputes in parallel** where the same issue appears in both places.
5. **Force written positions** — get each party to state what it claims is accurate and why.
6. **Compare those responses line-by-line** for contradictions.
7. **Document every missed deadline, inconsistent date, balance, ownership claim, status code, reinsertion, or source discrepancy.**
8. **Escalate only after the documentary record is complete.**
9. **Negotiate deletion or correction** from a position supported by the paper trail.
10. **Audit all bureaus and specialty CRAs afterward** to confirm the information did not remain elsewhere.

> **The strongest leverage is usually not the first dispute letter.** It is the accumulated record showing that different parties cannot consistently substantiate the same reported information.

Exact attorney-style sequence from day one through deletion

1. Pull every report — Equifax, Experian, TransUnion, LexisNexis, and relevant specialty CRAs.
2. Build one master discrepancy chart — account, source, balance, dates, status, owner, remarks, inquiry, and bureau differences.
3. Send full source/file requests first.
4. Send direct furnisher requests/disputes.
5. Send narrow CRA disputes tied to documents.
6. Preserve all written positions, envelopes, tracking, dates, screenshots, and confirmations.
7. Compare CRA vs. furnisher vs. underlying records.
8. Send contradiction letters using their own responses against each other.
9. Challenge reinsertion, unverifiable data, mixed files, duplicates, obsolete data, and source inconsistencies separately.
10. Escalate documented unresolved violations to regulators or litigation channels.
11. Negotiate deletion as part of resolution where available.
12. Get deletion/correction terms in writing.
13. Re-pull all reports and verify the item is gone everywhere.
14. Check upstream vendors so bad data is not re-fed later.

```
DISCLOSURE → EVIDENCE → TARGETED DISPUTE → WRITTEN RESPONSE → CONTRADICTION
→ ESCALATION → NEGOTIATED OR REQUIRED DELETION → FINAL AUDIT
```

Master discrepancy chart

Field	What to capture
Account / Item	Exact tradeline, inquiry, address, public record, etc.
Bureau	Equifax / Experian / TransUnion / LexisNexis
Furnisher	Creditor, collector, servicer, debt buyer

Field	What to capture
Original Source	Where the information began
Intermediary	Vendor / data broker / reseller
Reported Balance	Exact amount
Status	Open, closed, charged off, collection, etc.
Date Opened	Exact date
Date First Delinquency	Exact date
Last Updated	Exact date
Payment History	Month-by-month differences
Ownership	Individual / joint / authorized user
Dispute Status	Whether marked disputed
Source Response	What the furnisher says
CRA Response	What the bureau says
Supporting Record	Statement, contract, letter, report
Contradiction	Exact mismatch
Action Taken	Dispute, correction, deletion request
Result	Corrected / deleted / unchanged
Reinsertion	Yes / no + date
Final Verification	Current status across all sources

Most important field: CONTRADICTION. Record, in one sentence, exactly how the bureau, furnisher, and underlying records conflict.

Master discrepancy spreadsheet / template structure

Core account tabs

- Master Accounts
- Equifax
- Experian
- TransUnion
- LexisNexis
- Furnishers

Process / evidence tabs

- Disputes & Responses
- Contradictions

- Deadlines
- Deletions / Corrections
- Reinsertions
- Evidence Index

Key output:

```
SAME ACCOUNT → DIFFERENT BUREAU DATA → FURNISHER RESPONSE → CONTRADICTION → CURRENT STATUS → DELETION / CORRECTION RESULT
```

The companion workbook created for this toolkit can be used to track this entire process.

Module 3 — Remove Negative Items

Every lawful path to deletion, the fastest sequence to run them, and how to confirm the results stick.

3.1 Targeted Disputes and Reinvestigation Calendar

For a CRA dispute under 15 U.S.C. § 1681i, the general reinvestigation period is 30 days from receipt, or 45 days if you send additional information during the 30-day period. Each letter type runs on its own clock; see the Speed Playbook.

Track	Value
Date mailed/sent	[DATE]
Date received	[DATE]
Day 30	[CALCULATE FROM RECEIPT]
Possible extension?	[DOCUMENT BASIS IF APPLICABLE]
Response date	[DATE]
Result	[VERIFIED / CORRECTED / DELETED / OTHER]

▼ **Targeted factual dispute letter**

> [YOUR NAME]
> [ADDRESS]
> [DATE]
>
> To: [CRA]
>
> Re: Dispute of Specific Information
>
> Account / Item: [ITEM]

Account / Reference: [NUMBER]
Specific field disputed: [FIELD]
CRA reports: [VALUE]
Supporting record shows: [VALUE]

Exact factual discrepancy:
[ONE SENTENCE]

Evidence enclosed:
[EXHIBIT LIST]

Please conduct a reasonable reinvestigation of this specific disputed information and correct or delete information determined to be inaccurate, incomplete, or unverifiable.

Please provide written results of the reinvestigation.

Sincerely,
[NAME]

Statute: 15 U.S.C. § 1681i.

3.2 Deletion Engine — Every Lawful Path to Removal

Accurate or inaccurate, both can come off. Every path below is a lawful route to removal: the item can't be verified, it has expired, a policy excludes it, the furnisher agrees to remove it, or a procedural failure forces it out. Pick the fastest path that fits each item and run several at once.

The rule that drives everything

15 U.S.C. § 1681i(a)(5)(A): if, after reinvestigation, disputed information is found to be inaccurate, incomplete, **or cannot be verified**, the CRA must promptly delete or modify it. The burden after a real dispute is on the system to substantiate the item — not on you to prove a negative. Most fast deletions happen because a furnisher fails to respond in time, responds with data that conflicts with its own records, or no longer has the records.

Deletion pathway matrix

#	Pathway	Works on accurate items?	Legal / policy basis	Typical speed	What forces the result
1	**Unverifiable after dispute**	Yes — if the furnisher can't or doesn't substantiate it	§ 1681i(a)(1)(A), (a)(5)(A)	30 days (45 if you send more info mid-cycle)	Furnisher misses the deadline, lacks records (common with sold/old debt), or its response conflicts with documents.
2	**Obsolete-item removal**	Yes	§ 1681c(a), (c) — most negatives 7 years, measured from 180 days after the date of first delinquency; bankruptcy 10 years	Immediate once the date passes; dispute if it doesn't	Date of first delinquency (DOFD). A wrong or "re-aged" DOFD is itself an inaccuracy that extends the item illegally.
3	**Identity-theft block**	N/A — only for accounts you did not open	§ 1681c-2 (block within 4 business days of receiving the required documents)	~4 business days	Identity theft report (IdentityTheft.gov / police report), proof of ID, and identification of the items. **Genuine theft only** — the report is made under penalty of law.
4	**Furnisher direct dispute**	Yes, if furnisher can't substantiate	§ 1681s-2(a)(8); Regulation V, 12 C.F.R. § 1022.43 (30-day investigation)	30 days	Run in parallel with the CRA dispute. Creates a second written position to compare against the first.
5	**Debt validation (collectors)**	Yes, in practice	FDCPA § 1692g(b); Regulation F § 1006.34	Collection must stop until verification is mailed	Written dispute within the validation period. Collectors who bought old portfolios often can't validate and drop the tradeline rather than keep reporting a disputed, unverified debt.
6	**"Must report as disputed" failure**	Leverage, not direct removal	§ 1681s-2(a)(3); FDCPA § 1692e(8)	—	A collector that keeps reporting a debt it knows you dispute without marking it disputed creates a separate violation — strong settlement leverage.
7	**Debt-parking ban**	Yes	Regulation F § 1006.30(a)	Dispute + complaint	A collector may not furnish to a CRA before it has communicated with you about the debt. A collection that appeared with no prior letter or contact is a target.
8	**Illegal reinsertion**	Yes — returns it to deleted	§ 1681i(a)(5)(B)	Immediate on proof	Reinserted items require furnisher certification of accuracy *and* written notice to you within 5 business days. No notice = challengeable reinsertion and possible damages.
9	**Duplicate / sold-debt reporting**	Partially	§ 1681e(b) accuracy; § 1681i	30 days	Original creditor still shows a balance after selling the debt while the buyer also reports it = the same debt counted twice. The seller's line should show $0 / transferred.
10	**Bankruptcy-discharge misreporting**	Corrects to $0 / discharged	§ 1681e(b); discharge order	30 days	Discharged debts still showing balances or "past due" are inaccurate. Attach the discharge order and schedules.

#	Pathway	Works on accurate items?	Legal / policy basis	Typical speed	What forces the result
11	**Medical-debt bureau policy**	Yes	Voluntary Equifax / Experian / TransUnion policy (paid medical collections removed; unpaid medical collections under $500 not reported; 1-year delay before reporting)	Dispute citing the policy	The CFPB's 2025 medical-debt rule was vacated by a federal court in July 2025, so there is no federal ban. Florida is not among the states with its own ban. The bureau policy still applies.
12	**Pay-for-delete / settlement-for-deletion**	Yes	Contract — no law prohibits asking; furnishers are not obligated to agree	Days to weeks	Offer payment in exchange for a written promise to request deletion (e.g., Metro 2 / e-OSCAR AUD deletion) from every CRA it reports to. Pay *only after* you have it in writing. Collectors agree far more often than original creditors.
13	**Goodwill deletion**	Yes	Furnisher discretion	Weeks	Best for isolated late payments on otherwise good accounts, especially with a documented reason (incarceration, hospitalization, disaster). Ask repeatedly, to different departments.
14	**Deletion as a litigation / settlement term**	Yes	FCRA § 1681n / § 1681o; FDCPA § 1692k; Florida FCCPA § 559.77	Weeks to months	When a documented violation exists, deletion of the tradeline is a standard settlement term — often the most valuable one.
15	**Inquiry removal**	Only if no permissible purpose	§ 1681b, § 1681i	30 days	Hard inquiries you never authorized. Contact the inquirer directly too — an inquirer that can't show an application or permissible purpose will often request removal itself.
16	**Identifier clean-up**	N/A	§ 1681e(b); § 1681i	30 days	Wrong addresses, names, SSN variations and employers drive mixed files. Removing them first can collapse whole tradelines that were matched to you through bad identifiers.

Florida-specific leverage

Florida rule	Why it matters
FCCPA, Fla. Stat. § 559.72	Applies to "any person" collecting consumer debt — including original creditors, not just third-party collectors. Bars threatening action not intended or not legally available, asserting a debt you know isn't legitimate, and communicating information about a debt you know is reasonably disputed without disclosing the dispute.
FCCPA remedies, § 559.77	Actual damages, statutory damages up to $1,000, possible punitive damages, and attorney's fees. Two-year limitations period.

Florida rule	Why it matters
Statute of limitations, Fla. Stat. § 95.11	Generally 5 years for written contracts, 4 years for oral contracts / open accounts. A time-barred debt can still be *reported* until the 7-year FCRA clock runs, but collectors cannot sue or threaten suit on it (Reg F § 1006.26(b)). Payments or written acknowledgments can affect the limitations analysis — get advice before paying an old debt.
Small claims	Florida county-court small claims covers claims up to $8,000 — a realistic venue for a single FCRA/FDCPA/FCCPA statutory-damages claim.
Credit Service Organizations, Fla. Stat. § 817.7005	Florida's own restrictions on paid credit-repair services, alongside federal CROA.

3.3 Speed Playbook — The Fastest Lawful Sequence

```
DAY 0 IDENTIFIERS + FREEZE → DAY 0 PARALLEL DISPUTES (CRA + FURNISHER + VALIDATION) → DAY 5 FRIVOLOUS-NOTICE CHECK → DAY 15 MOV → DAY 30 DEADLINE → DAY 35 RESULTS → DAY 36 ESCALATE
```

Day	Action	Statutory hook	What to look for
0	Pull all reports (weekly free reports at AnnualCreditReport.com), freeze, dispute wrong identifiers first.	§ 1681j; § 1681c-1	Addresses, name variations, SSN variants, employers you never had.
0	Send **separate** disputes — one item per letter — to each CRA by certified mail, return receipt. Same day: direct furnisher dispute; debt-validation letter to any collector still in its validation window.	§ 1681i; Reg V § 1022.43; § 1692g	Delivery date starts every clock. Keep green cards.
5 bus. days	If a CRA calls a dispute frivolous, it must tell you within 5 business days and say what information it needs.	§ 1681i(a)(3)	A frivolous notice without the required explanation is itself a defect. Fix and resubmit with documents.
Right after results	Request the **description of reinvestigation procedure** (method of verification) — CRA must provide within 15 days of the request, including the furnisher's name, address and phone if reasonably available.	§ 1681i(a)(6)(B)(iii), (a)(7)	"Verified electronically" with no substance shows a perfunctory check, which supports a § 1681i reasonableness claim.
30	Reinvestigation deadline (45 if you sent new information during the 30 days).	§ 1681i(a)(1)	No completed reinvestigation in time → item must be deleted. Document it.
+5 bus. days	CRA must send written results within 5 business days after completing reinvestigation.	§ 1681i(a)(6)(A)	Late or missing results letter = separate defect.
Next	Compare CRA "verified" result against furnisher's direct-dispute answer and your documents. Send contradiction letter.	§ 1681i; § 1681s-2(b)	Two different answers about the same account cannot both be accurate.

Day	Action	Statutory hook	What to look for
Escalate	CFPB complaint (consumerfinance.gov/complaint), Florida AG / Office of Financial Regulation complaint, pre-suit demand letter.	—	Companies generally respond to CFPB complaints within 15 days. Complaints create a documented, regulator-visible paper trail.
Final	Pre-suit demand or filing; deletion as settlement term; re-pull all reports and specialty files.	§§ 1681n, 1681o, 1692k, 559.77	Get the deletion term in writing, with every CRA named.

The single biggest "loophole" most people miss: a furnisher has *no* private liability under the FCRA for inaccurate reporting until it receives notice of a dispute **from a CRA** (§ 1681s-2(b)). A dispute sent only to the creditor doesn't trigger it. Always dispute through the bureaus as well as directly — that's what converts a furnisher's sloppy response into an enforceable claim.

3.4 Professional Playbook — e-OSCAR, Metro 2 and the Furnisher Claim

Pros don't send more letters; they work the machine. The credit-reporting system runs on an automated dispute network (e-OSCAR), a data format (Metro 2), and a liability structure (FCRA fee-shifting). Professionals understand all three and use them to make deletion the cheapest option for every company in the chain.

Amateur vs. professional

Amateur move	Professional move	Why the pro version is faster
"609 letters" demanding the "original signed contract"	A field-level Metro 2 dispute with an exhibit showing the exact wrong value	§ 1681g (section 609) is a disclosure right, not a deletion right. A specific wrong field is hard for a furnisher to verify around.
Disputing on the bureau's website	Certified-mail disputes with documents attached	Online dispute and monitoring terms commonly include arbitration clauses and class-action waivers, and the portals strip your evidence. Mail preserves both.
Disputing only with the bureau	Bureau dispute *engineered* to set up a § 1681s-2(b) claim against the furnisher	Turns every careless "verified" into a fee-shifting claim
Waiting 30 days per round	Rapid rescore, furnisher-direct deletion, and identity-theft blocks	Days, not months
Begging for goodwill	Pre-suit demand with a draft complaint and preservation letter	Deletion becomes cheaper than defending

Weapon 1 — Know the machine: e-OSCAR and the ACDV

```
YOUR LETTER → BUREAU CONVERTS IT TO AN ACDV (2-DIGIT DISPUTE CODE + SHORT TEXT) → e-OSCAR → FURNISHER CLERK COMPARES TO ITS OWN SCREEN → "VERIFIED" → BUREAU
```

- **The weakness:** furnishers often "verify" by matching the bureau's data against their own database, which proves nothing if the database is the source of the error. Courts have held that a furnisher's investigation must be reasonable, not a mechanical data match.
- **The play:** write disputes so the ACDV can't be answered by a data match. Name the field, state the wrong value, state the correct value, and attach the document. The bureau must forward "all relevant information" you provided (§ 1681i(a)(2)(B)). Then request the method of verification (Letter A) to learn whether it did.
- **The shortcut furnishers use to delete:** a furnisher can delete or correct a tradeline at every bureau at once through an **AUD** (Automated Universal Dataform) in e-OSCAR. When you negotiate any deletion, specify an "AUD deletion request to all bureaus within 5 business days" in writing. That's the language that gets it done on the next cycle.

Weapon 2 — Metro 2 field-level attacks

Every tradeline is a Metro 2 record. Pros dispute the **field**, not the account, using the industry's own Credit Reporting Resource Guide rules as the benchmark. A Metro 2 coding error isn't automatically an FCRA violation; it becomes one when it makes the report inaccurate or misleading. These are the fields where that happens most:

Field	What to look for	Why it matters
Compliance Condition Code (XB / XC / XH)	No dispute code after you disputed (XB = disputed by consumer; XC = investigation complete, consumer disagrees)	Missing dispute flags have supported FCRA claims against furnishers and FDCPA claims against collectors.
Date of First Delinquency	Later than your records show, changed after a sale, or blank on a delinquent account	Controls the 7-year removal date. A wrong date is re-aging.
Account Status (e.g., 13, 61–65, 71–84, 93–97)	"Charge-off" and "collection" both reporting a balance; "open" on a closed account; repossession shown as voluntary surrender, or vice versa	Status drives scoring and underwriting.
Current Balance / Amount Past Due	Balance on a sold, settled, discharged or transferred account; a past-due amount that grows after charge-off	Duplicate debt, and inflated debt-to-income.
Payment History Profile (24 months)	New late marks each month after charge-off or sale; marks during months covered by a payment agreement	Makes old delinquencies look fresh.
ECOA code (1 individual, 2 joint, 3 authorized user, T terminated, W business/commercial, Z delete consumer)	Business debt coded 1 (personal) when it should be W; authorized-user accounts coded 1 or 2	The fastest route to clearing business debts like an EIDL from a personal file.
Consumer Information Indicator (bankruptcy codes)	Bankruptcy indicator missing on a discharged account, the wrong chapter, or a "discharged" code on a dismissed case	Controls the $0 balance and which removal clock applies.

Field	What to look for	Why it matters
Special Comment Code	Missing "account closed by consumer," "paid in full," "purchased by another lender," or "settled" comments	Changes how underwriters read the account.
Date of Account Information / Date Closed	A "last updated" date that keeps refreshing on a dead account	Inflates how recent the account looks.

Weapon 3 — Engineer the § 1681s-2(b) claim (the core professional play)

Furnishers face private liability only after a **bureau** forwards your dispute. Professionals build every dispute as the first step of a lawsuit:

1. **Lock the evidence:** pull a dated report from each bureau, and save the PDF and the envelope.
2. **Dispute through the bureau** by certified mail: one field, one exhibit, one sentence. Never online.
3. **Direct furnisher dispute the same day** (Letter B). This creates a second written position.
4. **Collect the results.** If "verified," send the method-of-verification request (Letter A) the same week.
5. **Compare** the bureau's result, the furnisher's answer and your exhibit. A contradiction is your claim (Letter I).
6. **Measure damages as they happen:** denials, higher rates, lost housing, time spent, out-of-pocket costs, distress. Log them in the Violation Ledger with dates.
7. **Preservation letter (Letter O)** to the furnisher and bureau, so ACDV records, call logs and investigation notes can't be lost.
8. **Attorney intake:** hand the packet to a consumer attorney who works on contingency. FCRA, FDCPA and FCCPA fee-shifting is why they take these cases at no upfront cost.

Weapon 4 — Speed tools that bypass the 30-day cycle

Tool	Speed	How
Rapid rescore	About 3–7 days	Only a mortgage lender or broker can order it. Hand the loan officer the proof (a paid-in-full or deletion letter, or a corrected statement), and it is pushed to the bureaus through the lender's credit vendor. It's the fastest legitimate way to get a correction reflected before closing.
Furnisher AUD deletion	Next reporting cycle (often under 30 days)	Any negotiated deletion, pay-for-delete, goodwill or settlement must specify an AUD deletion to all bureaus.
Identity-theft block	4 business days	§ 1681c-2 with an FTC report. Genuine theft only, which is common for people who were incarcerated.
Authorized-user removal	Same day to one cycle	A call to the issuer, plus an ECOA-code dispute.
Executive escalation	Days	Letters to the bureau's and furnisher's executive or legal offices, with the CFPB complaint number. The CFPB complaint routes the issue to dedicated response teams.
Litigation settlement	Weeks after filing	Deletion is the cheapest term a defendant can offer, so it's usually the first.

Weapon 5 — Make fighting cost more than deleting

Lever	How pros use it
Fee-shifting	FCRA, FDCPA, FCCPA, TILA and RESPA all make the defendant pay the consumer's attorney's fees if it loses. A $1,000 statutory claim can carry many times that in fee exposure, so defendants often settle early and include deletion.
Mass arbitration	Where a company's own contract forces consumers into individual arbitration and the company pays the forum fees, coordinated filings by many consumers with real claims multiply those fees. Companies have settled rather than pay them. Coordinate through a consumer firm.
Consumer-elected arbitration	One person, one claim: if sued on a card or loan with an arbitration clause, elect arbitration. The company pays most forum fees.
Collection-proof status	Florida protects a lot from creditors: an unlimited homestead exemption, head-of-family wages (fully exempt up to $750 a week, and above that unless you agreed otherwise in writing, Fla. Stat. § 222.11), retirement accounts, and certain annuities and life insurance. A creditor that can't collect a judgment has little reason to sue, and pros use that to negotiate settlement plus deletion for pennies.
Preservation and discovery exposure	Litigation lets the consumer demand internal procedures, ACDV logs, and dispute-handling metrics, which companies prefer to keep private.
Regulator overlay	File the CFPB complaint and the Florida AG / OFR complaint alongside the demand, so the company's compliance team, not just collections, is reviewing the file.

Weapon 6 — Score-model leverage

- **Newer models ignore paid collections:** FICO 9, FICO 10 and VantageScore 3.0/4.0 disregard paid collections. In 2025 the FHFA began allowing VantageScore 4.0 for Fannie Mae and Freddie Mac loans, so paying or settling a collection can stop it from counting in those models even before it's deleted.
- **Medical collections** are further discounted or excluded by the newer models and by bureau policy.
- **Utilization timing:** pay card balances before the *statement closing date*, not the due date. The reported balance drops right away, and that can move a score within one cycle.
- **Disputed-account effect:** some models ignore tradelines while they carry a dispute flag, but mortgage underwriting often requires the flag removed before closing. Time disputes around your application date.

Weapon 7 — Professional bankruptcy moves

- **"Chapter 20", "Damages claim — CRA", "Damages claim — furnisher", "Damages claim — collector", "Damages claim — impermissible pull", "Class action", "Lawsuit defense / dismissal", "Vacate void judgment (1.540(b)(4))", "Vacate judgment — 1-yr grounds", "FDUTPA claim", "CFPB / FL AG / OFR complaint", "Credit-impact misrepresentation (2013-08)", "Tenant-screening dispute", "Background-check dispute", "Record sealing / expunction", "Clerk payment plan / conversion", "Foreclosure standing / note", "RESPA notice of error / RFI", "Loss-mitigation / dual tracking", "Foreclosure surplus claim", "Papercut: standing / securitization", "Papercut: conditions precedent / HUD 203.604", "Papercut: discovery / sanctions", "Reciprocal fees 57.105(7)", "Remand / recusal / sanctions":** a Chapter 7 discharge of personal liability followed by a Chapter 13 to strip wholly unsecured liens or cure secured debt. Consumer bankruptcy attorneys use this combination.
- **Lien-avoidance motions** (§ 522(f), § 544, § 547) filed as part of the case, plus UCC-3 terminations demanded right after.
- **Discharge-injunction enforcement:** creditors that report balances or collect after discharge can face contempt sanctions and fee awards. Bankruptcy attorneys often take these cases because fees are recoverable.

- **Timing tax discharge:** file after the 3-year, 2-year and 240-day dates pass for the target tax years.

Weapon 8 — Rebuild faster than the negatives age

- **Authorized-user tradelines** from a family member with a long, low-utilization card. This is legal; some mortgage underwriting excludes it, but most scoring doesn't.
- **Secured card and credit-builder loan**, both reporting to all three bureaus.
- **Rent and utility reporting** services that add positive payment history.
- **Reaffirmed and rehabilitated accounts** (auto, federal student loans) reporting as current.

▼ Letter O — Preservation / litigation-hold demand

> [YOUR NAME]
> [ADDRESS]
> [DATE]
>
> Via Certified Mail
>
> To: [CRA / FURNISHER — Legal Department]
>
> Re: Demand to Preserve Evidence — [ACCOUNT / ITEM, MASKED NUMBER]
>
> I have disputed the accuracy of the above item (dispute dates: [DATES]). I anticipate litigation under [the Fair Credit Reporting Act / FDCPA / Fla. Stat. § 559.72].
>
> Please preserve, and suspend any routine deletion of, all records relating to me and this item, including:
> 1. All ACDVs, AUDs and other e-OSCAR records and responses;
> 2. Dispute-handling notes, screenshots, call recordings and logs;
> 3. All data furnished about this account, with dates and Metro 2 field values;
> 4. Account-level records, including statements, payment history, transfer or sale documents, and the chain of title;
> 5. Policies and procedures governing dispute investigations in effect at the time;
> 6. Correspondence with any consumer reporting agency, furnisher, collector or vendor about this item.
>
> This demand covers paper and electronic records, including email and database entries.
>
> Sincerely,
> [NAME]

John Doe — professional sequence (compressed)

Day	Move
1	Freeze all files; pull dated reports; send the 27-section disclosure request; check that the IRS lien isn't on any bureau file.

Day	Move
2	Field disputes by certified mail. EIDL: ECOA code 1 → should be W (business); dispute it as not his personal obligation if there was no guarantee. Card: duplicate balance after sale. Collection: re-aged first-delinquency date. Paid medical: policy deletion. Same-day direct furnisher disputes and validation letters.
3	Preservation letters on the two strongest items; CFPB complaints filed with dispute copies attached.
5–10	Pet financer: Holder Rule and TILA demand offering a release of claims for a balance waiver plus an AUD deletion. IRS: Direct Debit Installment Agreement set up for the Form 12277 withdrawal route.
30–35	Results in. Method-of-verification requests on anything "verified"; contradiction letters where answers conflict.
40–60	Consumer-attorney intake on the strongest surviving claim; pre-suit demand with a draft complaint; settlement with AUD deletion.
Before any mortgage application	Loan officer orders a rapid rescore using every deletion and correction letter.

3.5 Scenario Library — Every Common Negative Item and How to Remove It

Find the item type, run every path that fits at the same time, and log each one in the *Deletion Pathways* tab. Paths are listed from fastest to slowest.

▼ 1. Late payments on an open account (30/60/90 days)

1. **Goodwill deletion** (Letter G): send it to the executive office, then to retention, then to the CEO's office. Repeat every 30–60 days. It works best after 6–12 on-time months.
2. **Autopay trade:** offer to enroll in autopay or paperless billing in exchange for removing the late marks. Some issuers accept this as a goodwill basis.
3. **Accuracy audit:** compare the month-by-month grid across all three bureaus. A late mark on one bureau but not the others, a late mark in a month you have a payment receipt for, or a 60-day late that jumps straight from current are all disputable.
4. **Payment-processing errors:** a payment the issuer received but posted late is a billing error under the Fair Credit Billing Act (15 U.S.C. § 1666). Dispute it with the issuer within 60 days of the statement.

▼ 2. Charge-off still held by the original creditor

1. **Settlement with deletion or "paid in full" update** (Letter F): original creditors resist deletion more than collectors do, but a status update to "paid" and a $0 balance are commonly agreed.
2. **Re-reporting lates after charge-off:** new 30/60/90-day late marks every month after the charge-off date can be challenged as misleading. Courts are split, but this is a recognized dispute theory.
3. **Balance after sale:** if the debt was sold, the original creditor must show $0. Any other balance is a duplicate.

4. **Date of first delinquency check:** the 7-year clock runs from the original delinquency. Confirm that date matches your statements.

▼ 3. Third-party collection account

1. **Validation** (Letter C) within the validation period: collection must stop until verification is mailed.
2. **Collector reported before contacting you:** a collector that reported before it first communicated with you about the debt violates Reg F § 1006.30(a). Use this as a dispute and complaint basis.
3. **Pay-for-delete** (Letter F): collectors routinely accept 30–60% of face value. Get the deletion in writing first.
4. **Not marked disputed:** continuing to report without the dispute flag after you dispute is a separate FDCPA violation (§ 1692e(8)) and FCRA violation (§ 1681s-2(a)(3)).
5. **Florida registration check** with the Office of Financial Regulation; Fla. Stat. § 559.553.

▼ 4. Debt buyer / junk-debt portfolio

1. **Chain of title:** demand the bill of sale and the account-level schedule that names *your* account. Portfolio buyers often hold only a data file.
2. **Method of verification** (Letter A) after the bureau says "verified." Thin verification supports a reasonableness challenge.
3. **Re-aging check:** debt buyers often report the purchase date or charge-off date instead of the original delinquency date. Fixing the date often makes the item obsolete immediately.
4. **If sued:** make them produce their documents, raise the limitations defense, and elect arbitration if the original agreement allows it.

▼ 5. Paid or "settled for less than full balance"

1. **Ask for an upgrade to "paid in full" or deletion** now that the furnisher has its money. A goodwill request lands well here.
2. **Balance check:** a settled account must show $0. Any remaining balance is inaccurate.
3. **Paid collections:** FICO 9/10 and VantageScore 3.0/4.0 ignore paid collections, so lenders using newer models may already discount them.
4. **Paid medical collections** should come off entirely under bureau policy.

▼ 6. Auto repossession and deficiency balance

1. **Notice-of-sale audit:** Florida's UCC (Fla. Stat. ch. 679, Part VI) requires proper notice before disposing of the car and a commercially reasonable sale. Defects can reduce or wipe out the deficiency balance.

2. **Balance accuracy:** sale proceeds, fees and insurance refunds (GAP, service contracts) must be credited. Recalculate the deficiency yourself.
3. **Settlement with deletion:** once defects are documented, offer to release claims in exchange for waiver and deletion.
4. **Holder Rule:** dealer misconduct claims carry over to the finance company.

▼ 7. Federal student loans — default, collections and repayment (status as of October 2026)

Right now: the Education Department **paused wage garnishment and tax-refund offsets** on defaulted loans in January 2026 and hasn't announced a restart. In March 2026 it signed an agreement for Treasury to take over collection operations, with no start date yet. The pause can end at any time, so use it to get out of default now.

Get out of default — compare the two routes

	Rehabilitation	Consolidation
How	9 on-time payments within 10 months, at an amount based on your income (can be as low as $5; $10 minimum starting July 1, 2027)	Combine the defaulted loans into a new Direct Consolidation Loan
Speed	About 10 months	Usually faster
Credit report	**Removes the default notation** (late payments before the default stay)	Default notation stays; the account updates to paid/closed
Limits	Once per loan today; a **second chance starts July 1, 2027**. Not available for loans with a court judgment.	A consolidation loan made after July 1, 2026 can use only RAP or the Tiered Standard plan, so you lose access to IBR
Best for	Clearing the default from the credit file; keeping IBR	Speed, or when rehabilitation was already used

Start: call the Default Resolution Group (1-800-621-3115) or log in at StudentAid.gov. Ask for the rehabilitation payment based on your actual income, and send proof of income. Recently released with little or no income? Say so, because the payment is calculated from what you earn. Get the agreement in writing.

Repayment plans after you're out of default

Plan	Who	Key terms
RAP (Repayment Assistance Plan, launched July 1, 2026)	Any borrower; the only income-driven plan for loans made on or after July 1, 2026	1%–10% of adjusted gross income; $10 minimum; $50 less per month for each dependent; unpaid interest waived; forgiveness after 30 years
IBR	Loans made before July 1, 2026	Income-based; the old "partial financial hardship" requirement was removed; never more than the 10-year standard payment
PAYE / ICR	Closing	End June 30, 2028; borrowers move to RAP or IBR

Plan	Who	Key terms
SAVE	Ended in 2026	Servicers sent notices giving about 90 days to choose a new plan; if you didn't choose, you're placed in Standard repayment. Call your servicer to switch.
Parent PLUS	—	The June 30, 2026 consolidation deadline for income-driven access has passed; check options with the servicer

When collections restart — your rights

- **Tax-refund offset:** you receive a notice first and can request a review. Raise anything wrong: the debt was paid, it's in rehabilitation, a discharge applies, or it's not your loan.
- **Wage garnishment** (administrative, no court needed): limited to 15% of disposable pay. You can request a hearing, including on **financial hardship**. You can't be garnished until you've worked continuously for 12 months after involuntary separation from a job.
- Setting up rehabilitation can stop garnishment once the required payments are made.

Discharges that erase the debt

- **Total and permanent disability**, **closed school**, **false certification** (for example, the school certified you without meeting eligibility requirements, or someone forged your signature) and **borrower defense** (school misconduct). Apply through StudentAid.gov.
- A loan taken out in your name while you were in custody, with a forged signature, may qualify for false-certification (identity theft) discharge. Bring custody records.

Credit-report checks

- Confirm the default date, balance and status match your StudentAid.gov record. Use Bureau dispute (3.1) and Letter B for any mismatch.
- After rehabilitation, make sure the **default notation is removed** from all three bureaus. If it isn't, dispute it with the rehabilitation letter attached.
- Private student loans follow different rules (Scenario 8).

Federal student-loan rules changed repeatedly in 2025–2026. Confirm the current status at StudentAid.gov before acting.

▼ 8. Private student loans

1. **Documentation challenge:** securitized private loans (for example, the National Collegiate Student Loan Trusts) have repeatedly lost collection cases for lack of ownership documents. In 2017 the CFPB ordered the trusts and their servicer to stop suing on loans they couldn't document.
2. **Statute of limitations:** private loans are ordinary contracts, so Florida limitations periods apply.
3. **Cosigner release** after qualifying payments, if the note allows it.
4. **Settlement with deletion** when the holder can't prove the chain.

▼ 9. Mortgage lates, foreclosure, short sale

1. **RESPA notice of error** (12 C.F.R. § 1024.35): the servicer must acknowledge it within 5 business days and generally resolve it within 30 business days.
2. **60-day reporting freeze:** after a qualified written request about a payment, the servicer may not report adverse information about that payment for 60 days (12 U.S.C. § 2605(e)(3)). RESPA provides actual damages, statutory damages for a pattern of violations, and attorney's fees.
3. **Goodwill** on isolated lates, especially those tied to servicing transfers or escrow errors.
4. **Foreclosure, short sale or deed in lieu:** 7 years. Negotiate the reporting language and a deficiency waiver into any short-sale or deed-in-lieu agreement.

▼ 10. Bankruptcy and accounts included in bankruptcy

1. **Discharged accounts must show a $0 balance** and "discharged / included in bankruptcy." Any balance or "past due" is inaccurate. Attach the discharge order.
2. **Chapter 13:** the bureaus remove it 7 years after filing (Chapter 7 stays 10 years).
3. **Debts collected after discharge** violate the discharge injunction (11 U.S.C. § 524). Bankruptcy courts can award sanctions, which is strong leverage.
4. **Dismissed case:** dispute any entry that reports it as discharged.

▼ 11. Judgments and liens (public records)

1. **The three bureaus no longer report civil judgments or tax liens.** Any that appear there should be disputed and deleted.
2. **Specialty databases** (LexisNexis-type, tenant and background screening): dispute any satisfied, vacated or obsolete record.
3. **Vacate the judgment:** if service was defective, a motion to vacate (Fla. R. Civ. P. 1.540) removes the judgment at its source.
4. **Satisfaction of judgment:** after payment, make sure a satisfaction is recorded so every downstream database updates.

▼ 12. Eviction and tenant-screening records

1. **Tenant-screening companies are CRAs** under the FCRA. Request your file, dispute inaccurate case outcomes (dismissed or settled cases shown as judgments), and dispute records older than 7 years.
2. **Negotiate with the landlord:** ask for a dismissal or a vacated judgment as part of a move-out or payment agreement, so the record changes at the court.
3. **Wrong-person matches:** name-only matches are a common mixed-file source and an accuracy violation.

▼ 13. ChexSystems / Early Warning (bank access)

1. **Request the report and dispute** inaccurate or unverifiable entries. Entries generally last up to 5 years.
2. **Pay the bank, then ask the bank to request removal.** Many banks will submit a deletion once the balance is paid.
3. **Second-chance accounts** restore banking access while the cleanup runs.
4. **Freeze** ChexSystems to block new-account fraud.

▼ 14. Utility and telecom accounts (NCTUE)

1. **Request your NCTUE report and freeze it**. Utility and telecom data commonly flows through NCTUE.
2. **Dispute accounts opened at addresses you never lived at.** This is common during incarceration.
3. **Final-bill errors:** deposits that weren't credited, or service billed after the disconnect date, are accuracy disputes.

▼ 15. Hard inquiries

1. **Ask the inquirer directly** for proof of your application or another permissible purpose. If it has none, request that it remove the inquiry.
2. **Dispute with the bureau** if the inquirer doesn't respond.
3. **Unknown inquiries are an identity-theft signal.** If any are fraudulent, use the identity-theft block process.
4. Inquiries stop affecting most scores after 12 months and drop off at 2 years.

▼ 16. Identity theft — including accounts opened during incarceration

1. **File an FTC identity theft report** at IdentityTheft.gov. A police report is optional but helps.
2. **Bureau block** (Letter H): the bureau must block the items within 4 business days (§ 1681c-2).
3. **Furnisher block:** sending the identity theft report to the furnisher also stops it from re-reporting the information (§ 1681s-2(a)(6)).
4. **Get the account documents:** you have a right to the application and transaction records for fraudulent accounts (§ 1681g(e)).
5. **Proof of custody dates:** jail or prison release records showing where you were on the application date are powerful evidence.

▼ 17. Mixed file (someone else's data)

1. **Clean the identifiers first:** remove wrong names, addresses, SSN variations and DOB variants. Tradelines matched through bad identifiers often fall off with them.
2. **Dispute each foreign tradeline** as not belonging to you, with ID and address history attached.
3. **Leverage:** mixed files are among the most litigated FCRA accuracy problems (§ 1681e(b)) and carry strong damages exposure for the bureaus.

▼ 18. Authorized-user and cosigned accounts

1. **Authorized user:** call the issuer and have yourself removed. Bureaus also generally delete an authorized-user tradeline when you dispute it on that basis. Same-day results are common.
2. **Wrong responsibility code:** an account you were only an authorized user on, but reported as individual or joint, is an accuracy dispute.
3. **Cosigned loans:** request a cosigner release, or have the primary borrower refinance you off the loan.

▼ 19. Child support

1. **Reconcile arrears** using the state's payment history from the Florida Department of Revenue.
2. **Arrears that accrued while incarcerated:** request a modification. Reported balances built on an unmodified order can be challenged once the order is corrected.
3. **Paid in full:** ask the agency to update every bureau.

▼ 20. Payday, online and installment lenders

1. **License check:** look the lender up with the Florida Office of Financial Regulation. Loans from lenders not licensed in Florida, or that exceed Florida's limits, may be unenforceable.
2. **Interest-rate cap audit** under Florida usury law (Fla. Stat. ch. 687) and the deferred-presentment rules (Fla. Stat. ch. 560).
3. **Settlement with deletion** once license or rate defects are documented.

▼ 21. Business debt on a personal report

1. **Who is the borrower?** Pull the note, any personal guarantee and the entity records.
2. **No personal guarantee:** dispute the tradeline as not your personal obligation.
3. **Guaranteed but reported wrong:** check balances, dates and the guarantor designation for errors.

▼ 22. Balance, status and date errors (any account)

1. **Closed accounts reported as open**, open accounts reported as closed, wrong credit limits that inflate your utilization, and stale balances that never updated.
2. **Use the 3-Bureau Comparison tab:** any field that differs between bureaus is evidence at least one is inaccurate.
3. **Dispute the field, not the whole account.** This is faster, harder to deflect, and creates a cleaner record if they get it wrong.

3.6 Verify Corrections, Deletions and Reinsertions

Outcome claimed	Verification required
Corrected	Fresh report shows the corrected field.
Deleted	Fresh report shows the item absent.
Suppressed / blocked	Confirm what is no longer displayed or released and whether underlying data remains.
Reinserted	Record original deletion date, reappearance date, source, notice, and new dispute/response.
Verified	Record exactly who verified what and whether the underlying contradiction remains.

Module 4 — Enforce & Recover Damages

Turn violations into leverage and money: log conduct, map liable parties, stack claims and meet every deadline.

4.1 Debt-Collector Conduct and Harassment Evidence Log

Collection conduct is separate from whether the underlying debt is valid. For FDCPA/Regulation F-covered collectors, CFPB guidance identifies restrictions on unusual or inconvenient times and repeated/continuous calls.

Time restrictions

Absent contrary circumstances, communications before 8:00 a.m. or after 9:00 p.m. local time are treated as inconvenient under Regulation F. Electronic communications are evaluated when sent.

Call-frequency presumptions

CFPB guidance describes presumptions tied to more than seven calls within seven consecutive days about a particular debt, or calls within seven days after a telephone conversation about that debt, subject to exceptions.

Date	Exact time	Company	Phone/email/text	Debt	What occurred	Evidence ID	Prior inconvenience/stop request?

▼ Communication-restriction notice

[YOUR NAME]
[ADDRESS]
[DATE]

To: [DEBT COLLECTOR]

Re: Communication Restrictions — Account [REFERENCE]

For purposes of documenting my communication preferences, the following times, places, and methods are inconvenient for me:

[LIST TIMES / PLACES / METHODS]

Please update your records accordingly.

I request that communications concerning this debt comply with applicable federal and state requirements governing inconvenient times or places and repeated or continuous communications.

Please confirm the communication preferences recorded on my account.

Sincerely,
[NAME]

Florida adds: Fla. Stat. § 559.72(17) bars communications between 9 p.m. and 8 a.m. without your prior consent, and § 559.72(18) bars contacting you once the collector knows you have an attorney. Both apply to original creditors too.
Primary references: Regulation F §1006.6 (time, place, medium), §1006.14(b) (the 7-in-7 call presumption), and CFPB call-frequency guidance.

4.2 Violation / Claim Ledger

Keep alleged violations separate from ordinary negative credit. A useful ledger distinguishes the event, evidence, rule implicated, response, and actual result.

ID	Date	Actor	Event	Possible issue	Evidence	Notice given?	Response	Actual damages / impact	Status
V-001				Reporting / collection / disclosure / reinsertion / communication					

Evidence converts violations into settlements. Log every event with date, time and the original evidence. A dated, exhibit-backed entry is what makes a claim worth paying.

4.3 Pressure Points — Statutory Damages and Deadlines

Statute	Who it reaches	Remedy	Time limit to sue
FCRA willful, § 1681n	CRAs, furnishers (after CRA notice), users	Actual damages *or* statutory $100–$1,000 per consumer; punitive damages; attorney's fees	2 years from discovery, 5 years from violation (§ 1681p)
FCRA negligent, § 1681o	Same	Actual damages (including emotional distress in many courts) + attorney's fees	Same
FDCPA, § 1692k	Third-party debt collectors and debt buyers	Actual damages + statutory up to $1,000 + attorney's fees	1 year from violation
Florida FCCPA, § 559.77	Any person collecting consumer debt	Actual + statutory up to $1,000 + possible punitive + attorney's fees	2 years

Why fee-shifting is the real lever: because the defendant pays your attorney's fees if you win, many consumer attorneys take strong FCRA/FDCPA/FCCPA cases at no upfront cost. A clean, documented file built in this toolkit is exactly what those attorneys screen for. The National Association of Consumer Advocates directory (consumeradvocates.org) lists consumer attorneys by state.

Track every limitations date in the **Deletion Pathways** and **Deadlines** tabs. The FDCPA's one-year clock is short and runs from each violation.

4.4 Recovery Playbook — Damages Against Every Liable Party

Bad credit isn't a claim. A reporting error is. Every party that creates, passes along, verifies, uses or collects on bad data can owe statutory damages, actual damages, punitive damages and attorney's fees. A damaged file with years of unmonitored activity, the kind many people have after incarceration, is often full of exactly these errors. The money comes from finding each error, tying it to a responsible party, and proving the harm it caused.

Step 1 — Hunt for recoverable errors

Error type	Where to find it	Liable parties
Mixed file (someone else's accounts, addresses, records)	Personal identifiers section; unfamiliar tradelines	Bureau (§ 1681e(b)); furnisher, if it verifies after a dispute
"Verified" without a real investigation	Reinvestigation results that contradict your exhibits	Bureau (§ 1681i); furnisher (§ 1681s-2(b))
Missing dispute flag after you disputed	Compliance condition code; "consumer disputes" remark absent	Furnisher (§ 1681s-2(b)); collector (FDCPA § 1692e(8)); FCCPA § 559.72
Balance on a sold, settled, paid or discharged debt	Balance / past-due fields; bankruptcy indicator	Furnisher; bureau after dispute; creditor (discharge injunction)
Re-aged delinquency date / obsolete item	Date of first delinquency vs. your statements	Furnisher; bureau (§ 1681c)
Reinsertion without notice	Deleted item reappears	Bureau (§ 1681i(a)(5)(B))
Hard inquiry with no permissible purpose	Inquiry section: a company you never applied with	The company that pulled the report (§ 1681b(f), § 1681n). Willful violations carry $1,000 statutory damages or actual damages.
Identity-theft items not blocked	Block requested but items still reporting	Bureau (§ 1681c-2); furnisher (§ 1681s-2(a)(6))
Wrong eviction or criminal-record match	Tenant and employment screening reports	Screening company (a CRA under the FCRA, § 1681e(b))
Collector misconduct	Collector Conduct log; letters; calls	Collector and its collection law firm (attorneys collecting debts are covered by the FDCPA)
Business debt on a personal file	ECOA code 1 or 2 on an entity loan	Furnisher, including federal agencies after *Kirtz* (2024); bureau
Servicer payment errors	Mortgage payment history	Servicer (RESPA § 2605(f); FCRA)
Stale UCC-1 after demand	Florida UCC registry	Secured party (UCC § 9-625: $500 + actual)
IRS lien not released on time	County records; account transcript	IRS (IRC § 7432)

Pull often: free weekly reports from all three bureaus, plus annual specialty reports (LexisNexis, ChexSystems, NCTUE, tenant screening). Re-pull 35–45 days after every dispute; new errors and reinsertions show up then.

Step 2 — Map every liable party

Party	Main claims	Recovery available
Credit bureau / CRA (Equifax, Experian, TransUnion, specialty and screening CRAs)	§ 1681e(b) inaccurate report; § 1681i failed reinvestigation; § 1681c obsolete data; § 1681c-2 block failure; § 1681g disclosure failure	Negligent: actual damages + fees (§ 1681o). Willful: actual *or* $100–$1,000 statutory, plus punitive damages + fees (§ 1681n).
Furnisher (creditor, servicer, debt buyer, agency — and data vendors such as LexisNexis when they supply items to the bureaus; see *Alston*, 1.2)	§ 1681s-2(b) failure to investigate after the bureau forwards your dispute	Same FCRA damages

Party	Main claims	Recovery available
Debt collector / debt buyer / collection law firm	FDCPA §§ 1692e, 1692f, 1692g; FCCPA § 559.72; FCRA as furnisher	FDCPA: actual + up to $1,000 statutory + fees. FCCPA: actual + up to $1,000 + punitive + fees. FCRA on top.
Original creditor collecting its own debt	FCCPA § 559.72 (applies to "any person"); FCRA furnisher duties	FCCPA + FCRA
Company that pulled your report without a permissible purpose	§ 1681b(f); obtaining under false pretenses	Willful: $1,000 statutory or actual, punitive + fees
Lender / servicer	TILA § 1640; RESPA § 2605(f)	TILA statutory damages + fees; RESPA actual + up to $2,000 for a pattern + fees
Federal agency (SBA, Department of Education, etc.)	FCRA (sovereign immunity waived — *Kirtz*, 2024)	FCRA damages
IRS	IRC § 7432 (lien not released); § 7433 (unauthorized collection)	Actual damages + costs; § 7433 up to $1,000,000 (reckless or intentional) or $100,000 (negligent)
Secured party	UCC § 9-625	$500 per violation + actual damages
Creditor violating a bankruptcy discharge	11 U.S.C. § 524 contempt	Sanctions + fees, in bankruptcy court

Step 3 — Build the damages file

Economic damages

- **Credit denials:** adverse action notices name the bureau and the score used (§ 1681m), which ties the harm to a specific defendant. Keep every one.
- **Higher interest:** rate quoted vs. rate you'd have gotten, multiplied over the loan term
- **Housing:** rejected applications, extra deposits, co-signer costs, motel nights
- **Employment:** background-check denials
- **Out-of-pocket:** postage, certified mail, report fees, travel, lost work hours

Non-economic damages

- **Emotional distress:** recoverable under the FCRA in many courts. Contemporaneous notes, and statements from family or counselors, strengthen it.
- **Reputational harm:** who saw the bad report, and what they did
- **Time and frustration** of repeated disputes

Standing turns on dissemination. Under *TransUnion LLC v. Ramirez* (2021), federal-court damages claims need a concrete harm. The strongest cases show the bad data was actually **sent to a lender, landlord or employer**, or caused a denial. Apply for something after the dispute window closes and keep the adverse action notice. That turns an error into a provable injury.

Willfulness raises the payout: under *Safeco Insurance Co. v. Burr* (2007), "willful" under the FCRA includes reckless disregard. Ignoring your documents, re-verifying the same error after you proved it wrong, or reinserting without notice all support willfulness. That unlocks statutory and punitive damages.

Step 4 — Sue every party in one case

1. **Group claims by error:** when one error runs through several parties (furnisher → collector → bureau), bring all of them into one complaint. Each defendant has its own exposure and its own settlement.
2. **Stack statutes per defendant:** a collector can face FDCPA, FCCPA and FCRA claims from the same conduct. A bureau can face both § 1681e(b) and § 1681i claims.
3. **Use an attorney:** attorney's fees are recoverable only when you're represented, and that fee exposure is what drives settlement value. Consumer attorneys take strong FCRA, FDCPA and FCCPA cases on contingency. See the NACA directory.
4. **Small claims for single-defendant claims:** Florida small claims covers up to $8,000. It's fast and cheap, but there are no attorney's fees if you go without a lawyer.
5. **Systemic errors → class action:** if the same error hits many consumers (a re-aging practice, a collector's form letter), you can serve as class representative, and class representatives often receive a service award.
6. **Settlement structure:** cash + AUD deletion to all bureaus + a written promise not to re-report or sell the account + fees paid separately.

Step 5 — Deadlines (calendar every one)

Claim	Limitations period
FCRA	2 years from discovery, 5 years from violation (§ 1681p)
FDCPA	1 year from the violation
Florida FCCPA	2 years
TILA	Generally 1 year (affirmative claims)
RESPA § 2605	3 years
Florida FDUTPA	Generally 4 years
IRC § 7432 / § 7433	2 years, after an administrative claim

Step 6 — Keep what you recover

- **Taxes:** FCRA, FDCPA and emotional-distress settlements are generally taxable income; only physical-injury damages are excluded (IRC § 104(a)(2)). Ask the defendant to allocate the settlement in writing, and get tax advice on how attorney's fees are handled.
- **Confidentiality:** defendants often ask for it. Negotiate an exception for tax advisors and lenders.
- **Deletion confirmation:** re-pull all reports 45 days after settlement. A defendant that doesn't delete as promised has breached the settlement, which is a new claim.

Each claim stands on its own documents. Courts value claims backed by dated exhibits and real harm, and defendants pay on those. They can award fees *against* a consumer whose claims are filed in bad faith (§ 1681n(c), § 1692k(a)(3), Fla. Stat. § 57.105). The Violation Ledger and Litigation Readiness tabs exist to keep every claim on the right side of that line.

Step 7 — Litigation tools

- **Prove emotional distress with specifics.** FDCPA actual damages include emotional distress without meeting state-law tort standards. Courts still reject vague claims (*Doe v. Chao*, U.S. 2004). Write down concrete effects as they happen: lost sleep, missed work, fear of answering the phone, strain at home, a doctor's visit. Statements from family and providers corroborate it.
- **Jury trial:** FDCPA damage claims carry a Seventh Amendment right to a jury, and the Eleventh Circuit has rejected collectors' arguments otherwise (*Sibley v. Fulton DeKalb Collection Service*, 11th Cir. 1982), which is binding in Florida federal courts.
- **Individual defendants:** collection-agency employees and the owners who direct the practices can be personally liable under the FDCPA (*Arlozynski v. Rubin & Debski*, M.D. Fla. 2010; *Belin v. Litton Loan Servicing*, M.D. Fla. 2006).
- **Joining creditors:** original creditors are usually exempt from the FDCPA, but can be added in federal court on state-law claims (FCCPA, FDUTPA) under supplemental jurisdiction.
- **Harassing calls:** calling volume and pattern can prove intent to harass even if you never answered. In the Eleventh Circuit, 300+ calls over 2.5 years went to a jury (*Meadows v. Franklin Collection Service*, 11th Cir. 2011). Regulation F now presumes more than 7 calls in 7 days about a debt is a violation (12 C.F.R. § 1006.14(b)).
- **Furnisher reality check:** there's no private right to sue over a furnisher's initial inaccurate reporting or its handling of disputes sent directly to it (§ 1681s-2(a), including direct disputes under (a)(8)). The private claim starts only when a **credit bureau** forwards your dispute (§ 1681s-2(b)). That's why the Professional Playbook routes every dispute through the bureaus. The FCCPA and FDCPA can still reach a collector's knowing false reporting.
- **Standing after 2016:** since *Spokeo* (2016) and *Ramirez* (2021), a federal claim needs a concrete harm. Florida state courts aren't bound by federal standing doctrine, so some purely statutory claims may be filed in state court instead.

John Doe — illustrative claim map

Error	Defendants	Claims	Harm evidence
EIDL reported as personal debt (ECOA code 1). Disputed with the entity documents; bureau "verified."	SBA (furnisher); the bureau that verified	§ 1681s-2(b) (government liable after *Kirtz*); § 1681i; § 1681e(b)	Apartment denial; the adverse action notice names that bureau
Credit card: both the issuer and the debt buyer report a $5,000 balance	Issuer; debt buyer; bureau	§ 1681s-2(b) against both furnishers; § 1681i	Debt-to-income denial on an auto loan
Collection with a re-aged delinquency date and no dispute flag	Debt buyer; its collector	FDCPA § 1692e(2), (8); FCCPA § 559.72; FCRA § 1681s-2(b)	Item kept on the file past its removal date; higher rate quote

Error	Defendants	Claims	Harm evidence
Hard inquiry from an auto dealer John never visited	Dealer	§ 1681b(f); willful → § 1681n	Identity-theft risk; inquiry-related score drop
Paid medical collection reinserted without notice	Bureau	§ 1681i(a)(5)(B)	Reinsertion date, with no notice letter received

Each row is a separate claim with its own defendants. Rows that share a defendant or a common error can be combined into one complaint. Every settlement includes deletion.

4.5 File Your Own Case — Florida Small Claims, Step by Step

You can file an FCRA, FDCPA or FCCPA claim yourself in Florida small claims court (up to $8,000). State courts can hear these federal claims (15 U.S.C. §§ 1681p, 1692k(d)). For larger or complicated cases — or when you want the defendant to pay attorney's fees — contact a consumer attorney first (Recovery Playbook).

Step 1 — Before you file

1. **Check the deadline**: FDCPA 1 year from the violation; FCCPA 2 years; FCRA 2 years from discovery (5 from the violation).
2. **Write a one-page timeline** with exhibit numbers: what they did, when, how you know, what it cost you.
3. **Send a pre-suit demand** (Letter J). Many cases settle here, often with deletion.
4. **Choose one defendant per issue** (you can add more, but each must be served).

Step 2 — Get the defendant's exact legal name and registered agent

Defendant	Legal name to use	Where to find the registered agent
Equifax	Equifax Information Services LLC	Search **Sunbiz.org** (Florida Division of Corporations) → "Search Records" → entity name → "Registered Agent." Use the name exactly as Sunbiz shows it.
Experian	Experian Information Solutions, Inc.	
TransUnion	Trans Union LLC	
Collector, debt buyer, creditor, screener	Name on its letters or the report — then confirm on Sunbiz; collectors also in the OFR license search	

Out-of-state companies doing business in Florida must register and keep a Florida registered agent. Serving the registered agent is the standard method (§§ 48.062, 48.081).

Step 3 — Fill out the Statement of Claim

- Use the court's **Small Claims Statement of Claim** form (Miami-Dade Clerk website or Room 06.240, Osvaldo N. Soto Justice Center, 125 E. Flagler St.).
- Say plainly: who you are, who they are, what they did (dates), which law it violates, and what you ask for.
- **Attach copies** of the key documents (dispute letters and green cards, the report, the denial notice).

▼ Form Z — Sample statement of claim — FCRA / FCCPA

STATEMENT OF CLAIM

Plaintiff, [YOUR NAME], sues Defendant, [LEGAL NAME OF COMPANY], and states:

1. This is an action for damages that do not exceed $8,000, exclusive of costs.
2. Plaintiff lives in Miami-Dade County, Florida. [The violation occurred in / the report was sent to a lender in] Miami-Dade County.
3. Defendant is a [consumer reporting agency / furnisher / debt collector] doing business in Florida.
4. On [DATE], Plaintiff disputed [ITEM] with [BUREAU] by certified mail, received [DATE] (Exhibit A). The dispute enclosed proof that [FACT] (Exhibit B).
5. On [DATE], Defendant reported the item as "verified" without correcting it (Exhibit C), although [the documents showed it was wrong / Defendant's own letter of ___ states ___ (Exhibit D)].
6. On [DATE], Plaintiff was [denied credit / housing] by [NAME] based on this report (Exhibit E — adverse action notice).
7. Defendant [negligently / willfully] failed to conduct a reasonable reinvestigation, in violation of 15 U.S.C. [§ 1681i / § 1681s-2(b)] [and Fla. Stat. § 559.72(__)].
8. Plaintiff suffered [the denial; higher costs of $___; time and expense; distress — describe].

WHEREFORE, Plaintiff demands judgment for actual damages, statutory damages [of $100–$1,000 under 15 U.S.C. § 1681n / up to $1,000 under § 559.77], punitive damages if permitted, costs, and any other relief the Court finds just.

_____
[YOUR NAME] | [ADDRESS] | [PHONE] | [E-MAIL] | [DATE]

Step 4 — File and pay

Amount you claim	Filing fee (Miami-Dade, current)
Up to $100	$55
$100.01 – $500	$80
$500.01 – $2,500	$175
$2,500.01 – $8,000	$300

- File in person with the Clerk or online through the **Florida Courts E-Filing Portal** (myflcourtaccess.com; self-represented filers can register).
- Plus a **service fee** for each defendant (sheriff or certified process server; call the Clerk at 305-275-1155 for current amounts).
- Can't afford it? Ask the Clerk for an **Application for Civil Indigent Status**.
- If you win, the court can add your filing and service costs to the judgment.

Step 5 — Service

- The Clerk issues a summons. Have the sheriff or a certified process server deliver it to the **registered agent**.
- Keep the **return of service**; without proof of service, the case can't move forward.

Step 6 — Expect removal to federal court

Because FCRA and FDCPA are federal laws, large companies often **remove** the case to the U.S. District Court for the Southern District of Florida within 30 days of service. That is normal. If it happens:

- You'll receive a Notice of Removal; your case continues in federal court under the Federal Rules.
- Use the court's free self-help resources for unrepresented litigants and consider calling a consumer attorney — removal is often the moment a contingency attorney becomes worthwhile.
- If the case contains *only* state-law claims (FCCPA), removal generally requires diversity and more than $75,000, which a small-claims case won't meet.

Step 7 — Pretrial conference

- Mandatory. **If you don't appear, your case may be dismissed.** If the defendant doesn't appear, the judge may enter a default.
- Bring your timeline and copies of every exhibit (three sets: you, the judge, the defendant). No witnesses needed yet.
- Most cases go to **mediation** the same day. Settlement terms to ask for: payment, deletion from every bureau within a set number of days, no re-reporting or resale of the account, and a written agreement.
- If not settled, a trial date is set. You must subpoena any witnesses yourself.

Step 8 — Trial and after

- Present it like your timeline: the dispute, their response, why it was wrong, what it cost you. Hand up exhibits in order.
- If you win and they don't pay, use post-judgment tools (Fla. R. Civ. P. 1.560 fact information sheet; writs of garnishment and execution).
- Re-pull all reports 45 days later to confirm any agreed deletion.

4.6 UDAP Stacking — Florida FDUTPA, Federal UDAAP and CFPB Leverage

How it stacks: one act of collection misconduct can violate the FDCPA, Florida's FCCPA and Florida's unfair-practices law (FDUTPA). Federal UDAAP standards and CFPB complaints add regulatory pressure on top. Each layer adds remedies, defendants or leverage.

Part A — The three layers and who can enforce each

Law	Reaches	Can you sue?	What you get
Dodd-Frank UDAAP (12 U.S.C. §§ 5531, 5536)	Original creditors, debt buyers, collectors, servicers: any "covered person" offering consumer financial products	**No private lawsuit.** Enforced by the CFPB and state attorneys general (§ 5552).	Regulatory pressure through complaints. Its definitions of unfair, deceptive and abusive are useful in FDUTPA arguments and complaints.
Florida FDUTPA (Fla. Stat. § 501.201 et seq.)	Anyone engaged in "trade or commerce"	**Yes** (§ 501.211)	Actual damages, a declaratory judgment, an injunction, and attorney's fees (§ 501.2105). A violation of any law banning unfair or deceptive practices is automatically a FDUTPA violation (§ 501.203(3)(c)), so FDCPA and FCCPA violations can be pleaded as FDUTPA too.
FDCPA / FCCPA	Collectors (FDCPA); "any person" collecting consumer debt (FCCPA)	Yes	Statutory damages up to $1,000 each, plus actual damages, punitive damages under the FCCPA, and attorney's fees.

FDUTPA — use it carefully

- **"Trade or commerce":** Florida courts are split on whether collecting a debt counts as trade or commerce. Some federal decisions in Florida have said it does not. FDUTPA is strongest where the misconduct is tied to the *sale or servicing* of the product: deceptive loan terms, servicing errors, pet-financing sales practices, and debt-relief or credit-repair companies.
- **Exempt entities:** banks, savings associations and credit unions regulated by federal or state banking agencies are excluded (§ 501.212(4)). Debt buyers, collectors, finance companies and dealers generally are not.
- **Fees can go either way:** the court may award fees to the *prevailing party*, including a defendant. Add FDUTPA only when the facts are solid.
- **The $10,000-per-violation figure** (§ 501.2075) is a civil penalty in actions by the state, not money paid to consumers. Individual consumers recover actual damages and fees.
- **Time limit:** generally 4 years (Fla. Stat. § 95.11(3)).

Part B — Federal UDAAP tests (persuasive in FDUTPA claims, complaints and demand letters)

Standard	Elements	Collection examples
Unfair	(1) Causes or is likely to cause substantial injury; (2) not reasonably avoidable by the consumer; (3) not outweighed by benefits to consumers or competition	Fees not authorized by the contract or by law; late fees after payments posted late; draining a bank account without authorization; revealing the debt to an employer
Deceptive	(1) Misleads or is likely to mislead; (2) the consumer's interpretation is reasonable, judged by the targeted audience (e.g., financially distressed people); (3) the statement is material. Omissions and implied claims count, and so does a statement with two meanings if one of them is false.	Claiming the debt is "verified" when the collector has no documents; implying an attorney reviewed the account; false threats of suit or arrest; misstating whether payment will be reported
Abusive	Materially interferes with understanding a term, or takes unreasonable advantage of a consumer's lack of understanding, inability to protect their interests, or reasonable reliance on the company	Dual-tracking foreclosure during loss mitigation; settlement offers that hide tax or credit consequences

Source of the debt-collection examples: CFPB Bulletin 2013-07, which the CFPB withdrew on May 12, 2025. The statute's three tests remain law; only the CFPB's interpretive bulletin was withdrawn. Cite the statute, not the bulletin.

Part C — Credit-reporting claims collectors make (CFPB Bulletin 2013-08, still active)

Collectors may be making deceptive representations when they:

- **Say payment will remove an obsolete debt** from the report, when the debt can't legally be reported anyway because it's past 7 years.
- **Describe how payment will appear on your report** when they don't actually report payments to the bureaus.
- **Promise that paying will raise your credit score.** Scores depend on many factors, and the collector can't know the result.
- **Promise that paying will improve your creditworthiness** or help you get approved. Lenders weigh many factors the collector doesn't know.

Use: record or document every statement like this in the Collector Conduct log. It supports FDCPA § 1692e(8) and (10) and FCCPA § 559.72(9) claims, and a CFPB complaint. If you paid because of the promise and were denied credit anyway, document the denial as actual damages.

Part D — CFPB complaint as a pressure tool

1. File at consumerfinance.gov/complaint. Name the company, describe the conduct with dates, and attach your log entries and letters.
2. Companies generally respond within 15 days, often through dedicated compliance teams rather than collectors.
3. The response is a written statement of the company's position. Compare it against your records and against what the company told the credit bureau; a contradiction is evidence (Letter I).
4. File a parallel complaint with the Florida Attorney General (FDUTPA enforcement) and with the Office of Financial Regulation (collector registration and FCCPA).

The CFPB's direct supervision covers banks with over $10 billion in assets and "larger participant" debt collectors (over $10 million in annual collection receipts). There is no general federal registration requirement for collectors; Florida registration runs through OFR (§ 559.553). The complaint portal accepts complaints about any company.

Part E — CFPB sample letters

The CFPB publishes free sample letters for consumers. Check consumerfinance.gov for current versions.

CFPB letter	Toolkit equivalent
"I need more information about this debt"	Letter C (validation)
"I do not owe this debt / dispute"	Letter C + Letter B
Restrict how and when the collector contacts you	FDCPA § 1692c; Reg F § 1006.14 and § 1006.6
"I have a lawyer — contact them"	§ 1692c(a)(2)
Stop all contact	§ 1692c(c) — note this doesn't stop a lawsuit, and you lose phone-call evidence

Part F — Research method from the show

- **Annotated statutes:** *Florida Statutes Annotated* and the *United States Code Annotated* list cases interpreting each section, starting with the highest courts. They're free to use at the Miami-Dade Law Library and at law school

libraries.

- **Check every citation the other side uses:** look up each case on Google Scholar and read it. Opposing counsel often quote a sentence out of context, and pointing that out in your reply is effective.
- **Binding authority in Florida state court:** U.S. Supreme Court (on federal law), Florida Supreme Court, then your district court of appeal (Miami is the 3d DCA). In federal court in Florida, the Eleventh Circuit binds the district courts.

4.7 Litigation-Readiness File — One Issue at a Time

When a dispute becomes litigation, the strongest file is narrow and chronological. This is the structure consumer attorneys use.

1. Identify one defendant/entity.
2. Identify one specific reported item or conduct event.
3. Identify the exact statement/action challenged.
4. Attach the primary document showing the contradiction or conduct.
5. Document notice/dispute and confirmed receipt.
6. Document the response or non-response.
7. Document the resulting reporting status or collection conduct.
8. Document actual harm, expenses, denials, lost time, or other consequences actually experienced.
9. Preserve later reports showing correction, deletion, verification, or reinsertion.
10. Keep each separate occurrence separately numbered.

Economic reality: legitimate statutory violations can have monetary consequences or settlement value. The existence of damaged credit by itself does not create damages; the documented violation and legally recognized injury or remedy matter.

Module 5 — Defend in Court

Answer lawsuits, attack affidavits, vacate void judgments and defend foreclosures.

5.1 Defending a Collection Lawsuit — Answer, Affidavits, Void Judgments

Over 80% of consumer collection suits end in default judgment because the consumer never responds. Collectors build their business on that. A consumer who answers, makes the collector prove ownership with admissible evidence, and challenges every affidavit often gets the case dismissed or settled for little or nothing, sometimes with a counterclaim that pays.

Part A — Florida response timeline

Stage	Rule	Move
Served with summons (county or circuit court)	Fla. R. Civ. P. 1.140(a): answer within **20 days**	File an answer denying ownership, the amount and the chain of title; raise affirmative defenses (limitations, standing, payment, failure to state a cause of action); add counterclaims (FDCPA, FCCPA, FCRA).
Small claims (up to $8,000)	Small Claims Rule 7.090: appear at the **pretrial conference**	Show up and state that you dispute the claim. Missing it means default. Ask for the case to be set for trial, and request discovery under Rule 7.020, which allows it.
Discovery	Rules 1.280–1.380	Demand the bill of sale, the account-level schedule naming *your* account, the original agreement, the full payment history, and the custodian's identity. If you have counterclaims, also ask for dialer and campaign logs, call recordings, and policies.
Summary judgment	Rule 1.510, which uses the federal standard since 2021	Respond on time, check the current rule for the deadline, and object to every inadmissible affidavit (Part C). The collector must show *admissible* evidence of each element.
Trial	Florida Evidence Code	Object to business records offered by anyone without personal knowledge of how the records were made (Part D).
Judgment already entered	Rule 1.540(b)	Go to Part E.

Ask first: as with judgments, the cheapest win is often a letter. Tell the collector's attorney that you dispute ownership and will demand the documents (Letter P). Debt buyers often drop cases they can't document rather than litigate.

Part B — Standing and chain of title

- **Exact-name test:** is the plaintiff the same legal entity as the original creditor? "Discover Bank" isn't "Discover Financial Services." Mergers and name changes (MBNA → FIA Card Services → Bank of America) must each be proven.
- **Every assignment, in order:** original creditor → buyer 1 → buyer 2 → plaintiff. A missing link means the plaintiff hasn't proven it owns the debt.
- **Bill of sale plus schedule:** a bill of sale for "accounts listed on Exhibit A," without Exhibit A identifying *your* account, proves nothing about your account.
- **Florida registration:** check whether the plaintiff is registered as a consumer collection agency (Fla. Stat. § 559.553) where the law requires it.

Part C — Taking apart an affidavit or declaration

Collectors win most contested cases with a sworn statement from an employee who never saw the original records. Read every sentence and test it against these objections:

Defect	Look for	Objection
No personal knowledge	"I have reviewed the records…", "Based on the business records…", an affiant employed by the debt buyer describing what the original bank did	The witness lacks personal knowledge (Fla. Stat. § 90.604; Fed. R. Evid. 602). Summary-judgment affidavits must be made on personal knowledge, set out admissible facts, and show the affiant is competent to testify (Fla. R. Civ. P. 1.510(c)(4); Fed. R. Civ. P. 56(c)(4)).

Defect	Look for	Objection
Conclusory statements	"The debt is valid and owing." "I have more knowledge than any other employee." "The account was never placed in a dialer campaign."	A conclusion without supporting facts is not evidence. Ask: where is the basis? Who evaluated it? What document shows it?
Testifying to the contents of records not produced	"Based on my review of the account notes…", "Other documentation confirms…"	Best evidence rule (Fla. Stat. § 90.952; Fed. R. Evid. 1002): proving what a writing says requires the writing. Without the records and a proper business-records foundation, the statement is hearsay. A summary is allowed only if the underlying records are made available (§ 90.956; FRE 1006).
Opinion in place of fact	"In my opinion…", "I believe…", "I concluded…"	A lay witness may give opinions only in narrow circumstances. When the affiant mixes "opinion" with fact, the court can't tell which is which. Point out the ambiguity and ask the court to disregard the opinions.
Business records without a foundation	A debt-buyer employee "certifying" the original creditor's records	The § 90.803(6) foundation requires someone with knowledge of how the records were made. A successor's employee generally can't lay that foundation for a predecessor's records unless the records were integrated into its own and their reliability is shown. Florida courts have rejected affidavits from witnesses who had no knowledge of a prior holder's record-keeping (see *Glarum v. LaSalle Bank*, Fla. 4th DCA 2011, and *Yang v. Sebastian Lakes*, Fla. 2013 — verify before citing).
Robo-signing indicators	Identical affidavits across many cases, a notary from another state, signature stamps, a generic job title ("authorized agent")	Depose the affiant or subpoena their signing volume. Mass-produced affidavits support sanctions, vacatur for fraud on the court, and FDCPA claims.
Improper form	Unsworn and unsigned, missing the "under penalty of perjury" declaration	An unsworn declaration must use the § 92.525 language: "Under penalties of perjury, I declare that I have read the foregoing [document] and that the facts stated in it are true."

```
READ ONE SENTENCE → ASK "HOW DOES SHE KNOW?" → ASK "WHERE IS THE DOCUMENT?" → ASK "IS THIS FACT OR OPINION?" → OBJECT IN WRITING SO IT'S ON THE RECORD FOR APPEAL
```

Put every objection in writing. A written objection preserves the issue for appeal even if the trial judge overrules it, and gives the court a ready-made reason to rule for you.

▼ Model objection language (adapt to your case)

DEFENDANT'S OBJECTIONS TO THE [AFFIDAVIT / DECLARATION] OF [NAME]

1. Paragraph [__] states "[QUOTE]." This is a conclusory statement unsupported by any facts within the declarant's personal knowledge. Fla. R. Civ. P. 1.510(c)(4); Fla. Stat. § 90.604.

2. Paragraph [__] describes the contents of "[account notes / other documentation]" that are neither identified nor attached. Testimony about the contents of writings not in evidence violates the best evidence rule, Fla. Stat. § 90.952, and is inadmissible hearsay absent a proper foundation under § 90.803(6).

3. Paragraph [__] expressly offers the declarant's "opinion." The declaration does not distinguish opinion from fact, and the opinions are not admissible lay testimony. Fla. Stat. § 90.701.

4. The declarant is employed by [PLAINTIFF], not [ORIGINAL CREDITOR], and does not establish knowledge of how [ORIGINAL CREDITOR] created or maintained its records. The declarant cannot lay the business-records foundation for those records.

For these reasons, Defendant asks the Court to strike paragraphs [__] or give them no weight in ruling on the pending motion.

Part D — Counterclaims that change the math

Conduct in the lawsuit	Claim
Suing on a time-barred debt	FDCPA § 1692e and § 1692f; Reg F § 1006.26(b); FCCPA § 559.72(9)
Suing without registration where required, or without ownership	FDCPA § 1692e(5); FCCPA § 559.72(9)
Inflated balance, unauthorized fees or interest	FDCPA § 1692f(1); FCCPA
Documents that imitate court papers (e.g., stipulations served with the summons)	FDCPA § 1692e(9), (13); FCCPA § 559.72(10)
False or robo-signed affidavits	FDCPA § 1692e; sanctions; fraud on the court
Credit reporting a debt without noting your dispute	FDCPA § 1692e(8); FCRA § 1681s-2(b)

FDCPA claims run 1 year from each violation and FCCPA claims 2 years. A counterclaim also lets you recover attorney's fees, which raises the cost of litigating for the collector.

Part E — Vacating a judgment that's already entered

Ground (Fla. R. Civ. P. 1.540(b))	Deadline	Proof
(1) Mistake, inadvertence, surprise, excusable neglect	Within 1 year	Florida's three-part test: excusable neglect + meritorious defense + due diligence once you learned of the default
(2) Newly discovered evidence	Within 1 year	Evidence that couldn't have been found in time
(3) Fraud, misrepresentation, misconduct	Within 1 year (separate action for fraud on the court has no such limit)	False affidavits; deceptive stipulations
(4) Judgment is void	**No time limit**	No valid service → no personal jurisdiction → void (*Peralta*, U.S. 1988; a Florida 3d DCA case, probably *Falkner v. AmeriFirst*, 1986). No meritorious defense required.
(5) Satisfied, released, discharged	Reasonable time	Payment record, release, bankruptcy discharge

Service-defect checklist

1. **Get the return of service** from the court file.
2. **Check § 48.21 contents:** date and time served, manner of service, name of the person served, and the server's name and certification number. Missing elements can defeat service.
3. **Personal service:** were you at that address at that date and time? **Jail or prison custody records**, work time-cards, travel records and phone location history are strong proof.
4. **Substitute service (§ 48.031):** valid only at your *usual place of abode*, on a person 15 or older who lives there. An old address, a neighbor, or a non-resident doesn't count.
5. **Description mismatch:** the return describes someone who doesn't match you (age, gender, height).
6. **Sewer-service pattern:** subpoena the server's route logs, GPS data and the number of papers served that day. Find other consumers the same server claims to have served. One New York sweep sought to vacate about 100,000 judgments (*Pfau v. Forster & Garbus*, 2009).
7. **Burden:** a return that looks regular is presumed valid; overcome it with clear and convincing evidence. Custody records usually meet that standard.
8. **Void vs. voidable:** no service at all = void, attackable any time. Defective service that still reached you may be treated as voidable, so act quickly once you know.

▼ Letter P — Request to stipulate to vacate (send first)

[YOUR NAME]
[ADDRESS]
[DATE]

To: [PLAINTIFF'S ATTORNEY]
Re: [PLAINTIFF] v. [YOU], Case No. [__], [COUNTY] County Court

A default judgment was entered against me on [DATE]. I was never served.

The return of service states that I was personally served at [ADDRESS] on [DATE] at [TIME]. On that date and time I was [in the custody of ___ / living at ___], as shown in the enclosed [custody record / lease / other proof].

Because there was no valid service, the court lacked personal jurisdiction, and the judgment is void under Fla. R. Civ. P. 1.540(b)(4).

Please confirm by [DATE] that your client will stipulate to vacate the judgment, dismiss the case, and request deletion of any related public-record or credit-reporting entries. Otherwise I will file a motion to vacate and seek all available relief.

Sincerely,
[NAME]
Enclosures: [EXHIBITS]

▼ Outline Q — Motion to vacate void judgment

IN THE COUNTY COURT IN AND FOR [COUNTY] COUNTY, FLORIDA
[PLAINTIFF] v. [DEFENDANT] Case No. [__]

DEFENDANT'S MOTION TO VACATE VOID DEFAULT JUDGMENT
(Fla. R. Civ. P. 1.540(b)(4))

1. Introduction — judgment entered [DATE] without valid service of process.
2. Facts — the return of service claims [personal / substitute] service at [ADDRESS] on [DATE/TIME]. In fact: [custody / residence facts]. (Supported by sworn declaration under § 92.525 and exhibits.)
3. Law —
   a. A judgment entered without valid service is void for lack of personal jurisdiction and may be attacked at any time. [Florida appellate authority — verify]; Peralta v. Heights Med. Ctr., Inc., 485 U.S. 80 (1988).
   b. A defendant attacking a void judgment need not show a meritorious defense. Peralta.
   c. [If substitute service:] Service under § 48.031 is valid only at the defendant's usual place of abode, on a resident 15 or older.
   d. [If the return is defective:] The return omits elements required by § 48.21.
   e. Clear and convincing evidence overcomes the presumption of valid service.
4. Relief — vacate the judgment; quash service; dissolve any writs, garnishments and liens; order return of garnished funds; direct the satisfaction or vacatur to be recorded.

Attach: sworn declaration; custody or residence records; return of service; proposed order.

After you win

- Record the order vacating the judgment or the dismissal, and send certified copies to LexisNexis, tenant-screening companies and any bank holding garnished funds.
- Dispute any reporting of the judgment or collection account using the order (Letter L structure).
- Calendar FDCPA (1 year) and FCCPA (2 years) deadlines for claims arising from the lawsuit itself, and send the file to the Recovery Playbook.

Part F — More service, standing and procedure tools

Tool	How it works	Florida angle
Mail service to the wrong address	Mailing creates only a *rebuttable* presumption of service. It collapses when the consumer shows they didn't live there: an affidavit of never living at the address, an affidavit from the current occupant, a one-character address error (Keats Dr. vs. Keats Ct.), skip-trace data showing two addresses, or service at an ex-spouse's home. Certified mail returned marked **"in jail"** defeated service, and **incarceration at the time of service** rebuts the presumption (*NCO Portfolio Mgmt. v. Lorenzo*, N.J. 2010).	Most Florida initial service is personal or substitute (§ 48.031). Where small claims allows mail service (check Small Claims Rule 7.070), the same rebuttal evidence applies.

Tool	How it works	Florida angle
Notice of the default application	If the consumer filed *anything* in the case, even a letter, the collector must serve notice before obtaining a default. Courts have read "appearance" broadly, including a verified letter and pre-suit contact.	**Fla. R. Civ. P. 1.500(b):** a party who has filed or served any document must be served notice of the application for default. Missing that notice is grounds to vacate.
Written assignment required	A collector suing on an assigned debt must produce the written assignment itself; an affidavit saying an assignment exists isn't enough (*Unifund v. Shah*, Ill. 2011). Read whether it transfers ownership or only the right to collect.	Fla. Stat. § 559.715 requires the assignee to give written notice of the assignment as soon as practical, and at least 30 days before any action to collect. Some Florida courts hold this isn't a condition precedent to suit, but its absence still supports a defense and FCCPA arguments.
Long chain of debt buyers	Each sale adds a link the plaintiff must prove. A debt that changed hands five or six times in a year is often impossible to document. The consumer also shouldn't risk paying the same debt twice.	*LVNV Funding v. Shecter* (Fla. 2009, unreported): the buyer bears the burden of proving ownership.
Securitized credit cards	Card receivables are often sold to a trust under a pooling and servicing agreement. The bank may be suing only as a servicer, and must then prove its authority. **Tactic:** ask the bank, through a *request for admission*, to admit the receivables were sold to a trust. Don't introduce the agreement yourself, since it may contain the very authority the bank needs.	Collection lawyers often drop cases rather than explain a securitization to the court.
Offers of judgment	Federal Rule 68 (now **14 days** to accept). If an FDCPA plaintiff rejects an offer and later wins less, the plaintiff pays the defendant's post-offer *costs*, but not its attorney's fees.	**Florida risk:** Fla. Stat. § 768.79 and Rule 1.442 "proposals for settlement" can shift *attorney's fees* if you reject an offer and do 25% worse. Treat any proposal in state court seriously, and get counsel to review it.
Validation timing	The 30-day dispute period runs from *receipt* of the notice, not from the letter's date. A lawsuit or demand that pressures you to act sooner can "overshadow" your validation rights.	Regulation F (2021) now sets the validation notice content, the model form and the dispute period (12 C.F.R. § 1006.34). Compare every notice to it line by line.

Part G — Answer to a collection complaint (Florida county court)

1. **Deadline:** 20 days after you were served (count calendar days; if the 20th day is a weekend or court holiday, it moves to the next court day). In small claims, appear at the pretrial conference; a written answer is optional but helps.
2. **File it** with the Clerk (in person or through the Florida Courts E-Filing Portal, myflcourtaccess.com, which accepts self-represented filers) and **send a copy** to the plaintiff's attorney the same day. There is no fee to file an answer; a counterclaim may carry a fee — ask the clerk.
3. **Respond to every numbered paragraph** of the complaint: admit only what you know is true (your name, maybe your county), deny what's false, and say "without knowledge, therefore denied" for everything else.
4. **Only raise defenses you have facts for.** Delete the ones that don't fit. Boilerplate defenses get struck.
5. **Counterclaims** about the same debt are generally "compulsory" (Rule 1.170(a)) — raise them now or risk losing them.

▼ Form T — Answer, affirmative defenses and counterclaim

Fill in brackets, delete defenses that do not fit, print, sign. Bring 2 copies to the clerk if filing in person.

IN THE COUNTY COURT IN AND FOR MIAMI-DADE COUNTY, FLORIDA

[PLAINTIFF NAME],
Plaintiff,
v. Case No.: [_____]
[YOUR NAME],
Defendant.
_____/

DEFENDANT'S ANSWER, AFFIRMATIVE DEFENSES AND COUNTERCLAIM

Defendant, [YOUR NAME], representing myself, answers the Complaint as follows:

ANSWER
1. Paragraph 1: [Admitted / Denied / Without knowledge, therefore denied.]
2. Paragraph 2: [_____]
[Continue for every numbered paragraph.]
Every allegation not specifically admitted is denied.

AFFIRMATIVE DEFENSES
[Keep only the defenses that apply, and state the facts for each.]

1. Lack of standing. Plaintiff has not shown it owned the alleged account when it filed suit. No assignment or bill of sale identifying this specific account is attached.

2. Failure to attach the contract. The claim is based on a written agreement, but the agreement is not attached as required by Fla. R. Civ. P. 1.130.

3. Statute of limitations. The last payment or default on the alleged account occurred on or about [DATE], more than [5 / 4] years before this suit was filed. § 95.11(2)(b) / (3), Fla. Stat.

4. Unauthorized amounts. The amount claimed includes interest, fees or charges of $[___] not authorized by any agreement or by law.

5. Payment / settlement. The account was [paid / settled] on [DATE] (see Exhibit __).

6. Failure of conditions precedent. Plaintiff did not provide the notice of assignment required by § 559.715, Fla. Stat. [and/or any notice the agreement requires before suit]. Defendant specifically denies that all conditions precedent were performed.

7. Unregistered collector. Upon information and belief, Plaintiff was not registered as a consumer collection agency as required by § 559.553, Fla. Stat.

8. Identity / not my debt. Defendant did not open or use the alleged account. [Identity theft report no. ___ /

custody records for the relevant dates.]

COUNTERCLAIM
1. This counterclaim arises from the same transaction as the Complaint.
2. Counter-Plaintiff is a "debtor" / "consumer" under § 559.55, Fla. Stat. [and 15 U.S.C. § 1692a(3)]. Counter-Defendant is a person collecting consumer debt [and a "debt collector" under 15 U.S.C. § 1692a(6)].
3. Counter-Defendant violated § 559.72(9), Fla. Stat., [and 15 U.S.C. § 1692e / § 1692f] by: [state specific facts — e.g., suing on a time-barred debt; claiming $___ in fees not authorized; continuing to collect after a written dispute without verification; credit-reporting the debt without noting the dispute].
4. Counter-Plaintiff suffered [statutory damages; actual damages — describe].
WHEREFORE, Counter-Plaintiff requests statutory damages of up to $1,000 under § 559.77 [and § 1692k], actual damages, costs, and any other relief the Court finds proper.

DEMAND FOR JURY TRIAL
Defendant demands trial by jury on all issues so triable. [Optional]

CERTIFICATE OF SERVICE
I certify that a copy of this document was [e-mailed / mailed] to [PLAINTIFF'S ATTORNEY, address/e-mail] on [DATE].

_____
[YOUR NAME], self-represented
[ADDRESS] | [PHONE] | [E-MAIL for service]

5.2 Foreclosure Defense, Court Procedure and Pressure Tactics

The core of the Rule of Law Radio method is sound: make the other side prove every element with admissible evidence. Who owes the duty, what document creates it, who has personal knowledge of the breach, and what are the actual damages? This section turns that method into the specific Florida and federal procedures that enforce it.

Part A — Make them prove the case (any lawsuit)

Element	Demand	Tool
Duty	The signed contract or note, with the terms sued on, attached to the complaint	Fla. R. Civ. P. 1.130: a claim based on a written instrument must attach a copy. Move to dismiss if it's missing.
Standing	Proof the plaintiff owned or held the debt *when it filed suit*	Answer with a specific denial; discovery; summary-judgment opposition (Lawsuit Defense B)
Breach and amount	Complete payment history; itemized fees, each authorized by contract	Requests for production; objection to unsupported fees

Element	Demand	Tool
Competent witness	Testimony from someone with personal knowledge, not a lawyer's statement	Lawyers' arguments aren't evidence; use the affidavit objections (Lawsuit Defense C)

Part B — Florida foreclosure defense

Defense	Rule	How it's used
Standing at filing	The plaintiff must have been entitled to enforce the note *when the complaint was filed*; acquiring it later doesn't cure that (*McLean v. JP Morgan Chase*, Fla. 4th DCA 2012)	Compare the dates of the endorsement and any allonge or assignment to the filing date. A note obtained after filing means dismissal.
Original-note certification	Fla. Stat. § 702.015: certification of possession of the original note under penalty of perjury (naming who verified it, and when), with copies of the note and allonges; the original must be filed before judgment	A missing certification or copy is grounds to dismiss.
Lost-note claims	§ 673.3091 and § 702.11: strict proof of ownership and loss, plus adequate protection for the borrower against a second claim	Demand proof of who owned the note when it was lost, and how it was lost.
Endorsements	§ 673.2051 (UCC 3-205): a *special* endorsement names the payee; a *blank* endorsement makes it payable to whoever holds it. § 673.3011: who may enforce.	Check whether the endorsement chain matches the plaintiff, whether an undated allonge is firmly attached, and whether the signer had authority.
Conditions precedent	Most mortgages require a default and acceleration letter (often paragraph 22) before suit	Deny conditions precedent specifically and with particularity (Rule 1.120(c)); the plaintiff must then prove the letter was sent and its contents complied.
Statute of limitations	5 years (§ 95.11(2)(c)), but each new missed payment can begin a new period (*Bartram v. U.S. Bank*, Fla. 2016)	Strongest when the lender accelerated more than 5 years ago and no later default is sued on.
Servicer errors (RESPA)	Notice of error (12 C.F.R. § 1024.35): servicer acknowledges within 5 business days and generally resolves within 30. Request for information (§ 1024.36). Remedies under 12 U.S.C. § 2605(f): actual damages, up to $2,000 extra for a pattern, and fees.	Name the *specific* error: misapplied payment, unauthorized fee, wrong escrow, forced-placed insurance. A general "send me everything" letter is a weaker tool.
Loss mitigation and dual tracking	12 C.F.R. § 1024.41: no first foreclosure filing until more than 120 days delinquent; no sale if a complete application is received more than 37 days before the sale and is still being evaluated	Submit a complete loss-mitigation application early and keep proof of delivery. A violation supports damages and can stop the sale.
Fee refunds or "accounting in your favor"	Unexplained reversals of fees often signal improper charges	Send a request for information asking why, with the full fee history. Keep the response; it may support a RESPA or FCCPA claim if the charges return.
Surplus after sale	§ 45.032: after junior liens are paid, the former owner can claim any surplus from the sale. Unclaimed surplus becomes unclaimed property after 1 year.	Claim through the clerk yourself. Be wary of "surplus recovery" companies that offer to file for a large percentage of the money.

Full stacked defense: see the Thousand-Papercut Foreclosure Defense.

MERS: Florida courts generally recognize MERS assignments. The productive attack is on the *timing and authority* of each assignment and endorsement, not on whether MERS can assign at all.

Part C — Court procedure that wins for self-represented litigants

Tool	Federal court	Florida state court
Initial disclosures	Rule 26(a)(1): exchanged with the other side, usually within 14 days after the Rule 26(f) conference. Not filed with the court (Rule 5(d)).	**New since Jan 1, 2025:** Rule 1.280 requires initial disclosures within 60 days of service of the complaint. Courts strictly enforce case-management deadlines (Rule 1.200).
Showing the court you complied	File a short *notice of service* of disclosures and discovery; don't file the documents themselves.	Same: a notice of service, not the documents.
Scheduling conference	Rule 16 and Rule 26(f): meet and confer, then submit a joint proposed schedule. Ask opposing counsel for their draft a week ahead and propose realistic dates.	Case-management conference under Rule 1.200; follow the case-management order's deadlines exactly.
Other side skipped disclosures	Rule 37(c)(1): undisclosed witnesses and documents can be excluded, plus sanctions	Rule 1.380 sanctions
Adding claims mid-case	Rule 15(a): leave to amend is "freely given"; claims from the same transaction relate back (15(c)).	Rule 1.190: same principle.
Frivolous filings by the other side	Rule 11 sanctions (21-day safe-harbor notice first)	§ 57.105 fees (21-day safe-harbor notice first)
Improper removal to federal court	Motion to remand: within 30 days for procedural defects; lack of subject-matter jurisdiction at any time (28 U.S.C. § 1447(c)). Diversity requires more than $75,000 in controversy and complete diversity, and a defendant who is a citizen of the forum state can't remove on diversity grounds (§ 1441(b)(2)). The court can order the remover to pay fees.	—
Biased judge	28 U.S.C. § 455 recusal motion; misconduct complaint under 28 U.S.C. § 351	Motion to disqualify (Fla. R. Gen. Prac. & Jud. Admin. 2.330, filed within 20 days of discovering the grounds); Judicial Qualifications Commission complaint
Preserving error	Object in writing; ask for written findings; appeal within 30 days	Same; notice of appeal within 30 days of the final order (Fla. R. App. P. 9.110)

Use the forms judges recognize. Florida equivalents of Texas's *O'Connor's*: *Trawick's Florida Practice and Procedure*, *Florida Civil Practice Forms*, Florida Bar CLE manuals, and the Florida Supreme Court's approved forms. A motion in the format the judge expects, citing controlling Florida cases, gets read. All are free at the Miami-Dade Law Library.

Part D — Claims beyond the consumer statutes

- **Implied covenant of good faith and fair dealing:** in Florida, this claim must be tied to a specific express term of the contract that the other party performed in bad faith. It can't stand alone (*Centurion Air Cargo v. UPS*, 11th Cir. 2005). It's useful in mortgage and servicing disputes alongside breach of contract.
- **Breach of the mortgage's "applicable law" covenant:** many mortgages incorporate RESPA and other laws by reference, so a violation can also be pleaded as breach of contract (5-year limitations period in Florida). Courts are split on whether this is allowed when the statute itself gives no private claim.

- **Civil RICO:** requires an enterprise, a *pattern* of predicate acts (mail or wire fraud, extortion, collection of unlawful debt), and injury to business or property. It's hard to plead and frequently dismissed in consumer cases, and Rule 11 risk is real. Bring it only with an attorney and specific fraud evidence. Florida also has its own Civil Remedies for Criminal Practices Act (§ 772.104) with treble damages.
- **Claims against Florida governments:** written notice to the agency *and* the Department of Financial Services within 3 years, then a waiting period before suit (§ 768.28(6)). Damages are capped. Federal civil-rights claims (42 U.S.C. § 1983) use Florida's 4-year personal-injury limitations period.
- **Deadlines:** the FDCPA's 1-year clock runs from each violation, not from discovery (*Rotkiske v. Klemm*, U.S. 2019). Each new violation starts its own year, so log every act separately.

Part E — Criminal case tools (Florida)

- **Charging document:** it must allege each element of the offense with the statute and facts (Fla. R. Crim. P. 3.140). Check it against the statute's elements.
- **Sworn motion to dismiss** (Rule 3.190(c)(4)): if the material facts are undisputed and don't establish a prima facie case, the charge must be dismissed unless the State files a traverse that specifically disputes the facts.
- **After conviction:** Rule 3.850 motion (generally 2 years) for ineffective assistance, new evidence and other grounds; Rule 3.800(a) for an illegal sentence at any time. Then record sealing and expunction (Gap Pack E) where eligible.
- **Help:** the Miami-Dade Public Defender, the Innocence Project of Florida, and law-school clinics.

Part F — RESPA letters (copy and fill in)

Send to the servicer's "designated address" for notices of error (listed on statements or the servicer's website), not the payment address. Certified mail. Keep the green card; the clock runs from receipt.

Letter	Servicer must	While pending
Notice of Error (12 C.F.R. § 1024.35)	Acknowledge in 5 business days; correct or explain in 30 business days (7 for payoff-statement errors; before the sale for certain foreclosure errors)	No adverse credit reporting about the disputed payment for 60 days (§ 1024.35(i)); no fee for responding
Request for Information (§ 1024.36)	Acknowledge in 5 business days; respond in 30 business days (10 for the owner's identity)	No fee for responding

▼ Letter R — RESPA Notice of Error

> [YOUR NAME]
> [PROPERTY ADDRESS]
> [MAILING ADDRESS, if different]
> Loan number: [NUMBER]
> [DATE]
>
> Via Certified Mail — Return Receipt Requested
> To: [SERVICER NAME]
> [DESIGNATED ADDRESS FOR NOTICES OF ERROR]

Re: Notice of Error under 12 C.F.R. § 1024.35

I believe the following error(s) occurred on my mortgage account:

1. Error: [Describe ONE specific error, e.g., "My payment of $1,245.00 sent on March 3, 2026 (check #1043, cleared March 6) was not credited, and a $62.25 late fee was charged on March 17."]
Supporting proof: [Exhibit A — bank statement / receipt]
Correction requested: [Credit the payment as of March 6, 2026; reverse the late fee; correct any credit reporting.]

2. Error: [Second error, if any — e.g., unauthorized property-inspection fees of $___ on [dates]; escrow shortage calculated incorrectly; force-placed insurance despite proof of coverage]
Supporting proof: [Exhibit B]
Correction requested: [_____]

Please acknowledge this notice within 5 business days and correct the error(s), or explain in writing why you believe no error occurred, within 30 business days, as required by § 1024.35(d)–(e).

Please do not furnish adverse information to any consumer reporting agency about any payment that is the subject of this notice for 60 days, as required by § 1024.35(i).

If you determine no error occurred, please send the documents you relied on, as § 1024.35(e)(4) allows me to request.

Sincerely,
[SIGNATURE]
[NAME] | [PHONE]
Enclosures: [EXHIBITS]

▼ Letter S — RESPA Request for Information

[YOUR NAME]
[PROPERTY ADDRESS]
Loan number: [NUMBER]
[DATE]

Via Certified Mail — Return Receipt Requested
To: [SERVICER NAME]
[DESIGNATED ADDRESS FOR INFORMATION REQUESTS]

Re: Request for Information under 12 C.F.R. § 1024.36

Please provide the following information about my loan:

1. The name, address and telephone number of the owner or assignee of my loan (respond within 10 business days, § 1024.36(d)(2)(i)(A)).
2. A complete life-of-loan transaction history: every payment received, date posted and how it was applied (principal, interest, escrow, fees, suspense).
3. An itemized list of every fee and charge assessed since [DATE], with the date, amount, reason, and the provision of the note or mortgage that authorizes it.
4. Escrow account history and the last two escrow analyses.
5. Copies of any property-inspection, valuation or broker-price-opinion invoices charged to my account.
6. [If in default] The date of default you are relying on, and copies of any notice of default or acceleration you sent, with proof of mailing.
7. [If loss mitigation] The status of my loss-mitigation application received on [DATE], and any documents you say are missing.

Please acknowledge within 5 business days and respond within 30 business days, as required by § 1024.36(c)–(d).

Sincerely,
[SIGNATURE]
[NAME] | [PHONE]

5.3 Thousand-Papercut Foreclosure Defense — Securitization as the Roadmap

The strategy: foreclosure mills run on volume and assume default. Every specific, well-founded defense forces individual attention: document production, a trained witness, a hearing. Stack enough of them and the case costs more to prosecute than it's worth, which pushes it toward dismissal, a loan modification, or a negotiated exit with attorney's fees paid to *you*. Securitization doesn't void the mortgage, but it multiplies the documents the plaintiff must get right, and each one is a cut.

Part A — Use securitization as a roadmap, not a theory

Step	Action	What it produces
1. Identify the trust	The plaintiff's name usually includes it ("U.S. Bank, as Trustee for XYZ Mortgage Trust 2006-ABC"). Confirm through discovery or the servicer's response to a request for information (12 C.F.R. § 1024.36 requires the servicer to identify the owner).	The trust's name and series
2. Pull the public filings	Search SEC EDGAR (free) for the trust's prospectus (424B5) and pooling and servicing agreement.	The required transfer chain (originator → sponsor → depositor → trustee), the closing date, and the document custodian

Step	Action	What it produces
3. Compare to the note	Line up the note's endorsements and allonges against the chain the trust documents describe.	Gaps, out-of-order endorsements, missing intermediate parties, special endorsements to the wrong entity, undated or loose allonges
4. Target the paper trail	Request the **custodial receipts**, **bailee letters** (sent when the note leaves the custodian for the lawyers), the collateral file history, and the transmittal records.	Proof of *where the note physically was on the filing date*: the strongest standing evidence there is, in either direction
5. Impeach the witness	At deposition or trial, ask the plaintiff's witness when the trust received the note, who held it on the filing date, and what records show it.	Inconsistencies between the witness, the documents and the trust filings

Framing: argue "the plaintiff hasn't proven it held this note, properly endorsed, when it filed," supported by the trust's own documents. Don't argue "the trust broke its pooling agreement, so the loan is void." Florida courts generally hold borrowers can't enforce the pooling agreement, and the void-loan theory loses.

Part B — The papercut list: pleading stage

#	Cut	Basis
1	Complaint doesn't plead facts showing standing at filing, or omits required exhibits	Fla. R. Civ. P. 1.115; 1.130
2	Missing original-note certification (must name who verified possession, and when), missing copies of the note and allonges, or no description of a servicer's delegated authority	§ 702.015(2)–(4)
3	Lost-note count without the required ownership and loss allegations	§ 673.3091; § 702.11
4	Specific denial of conditions precedent: default/acceleration notice (often paragraph 22), its contents, timing and mailing	Rule 1.120(c) (the plaintiff must then prove compliance)
5	**FHA loans:** no face-to-face meeting or required outreach before acceleration	24 C.F.R. § 203.604. Florida appellate courts have enforced it as a condition precedent when the mortgage incorporates HUD rules.
6	Filed too early, or while a complete loss-mitigation application was pending	12 C.F.R. § 1024.41(f), (g)
7	Statute of limitations as to installments more than 5 years old	§ 95.11(2)(c); *Bartram* (Fla. 2016)
8	Payment, partial payment, misapplied payments, improper fees and escrow errors	Affirmative defense + RESPA notice of error
9	Counterclaims: RESPA § 2605(f), FCCPA § 559.72, FDCPA (against debt-collector firms and servicers that acquired the loan in default), TILA where timely	Each counterclaim carries its own fee exposure for the plaintiff

Part C — Discovery cuts

- **Requests for production:** the original note for inspection; the full collateral file; custodial receipts and bailee letters; all allonges with attachment history; the assignment and its signer's authority (including MERS certifying-officer resolutions); the payment history from origination; servicing notes; the default letter with proof of mailing; loss-mitigation records; fee invoices (inspections, valuations, forced-placed insurance).
- **Interrogatories:** the date the plaintiff obtained possession of the note; who held it on the filing date; every prior servicer; how each fee was calculated and authorized.

- **Requests for admission:** the trust's name and closing date; that the note was transferred into the trust; that no separate assignment existed on the filing date. **Caution:** answer the plaintiff's requests within 30 days, or they're deemed admitted against you.
- **Corporate-representative deposition** (Rule 1.310(b)(6)): list topics on possession of the note, boarding of prior servicers' records, and the default notice. The witness must be prepared on each one.
- **Motion to compel and Rule 1.380 sanctions** when production is incomplete. Repeated noncompliance can lead to dismissal.

Part D — Trial and evidence cuts

- **Prior-servicer records:** a witness who doesn't know how the prior servicer made its records generally can't lay the business-records foundation for them (§ 90.803(6)). Without those records, the plaintiff can't prove the payment history, the amount owed, or that the default notice was mailed.
- **Proof of mailing the default letter:** requires testimony about routine mailing practice from someone with knowledge, or actual proof of mailing.
- **The original note and allonges must be filed with the court** before any foreclosure judgment (§ 702.015(4)). The certification must name who verified possession, and when. Inspect the endorsements at trial against the copy attached to the complaint; differences are impeachment.
- **Amount owed:** object to every fee without contractual authority or proof it was incurred.
- **Involuntary dismissal** (Rule 1.420(b)) at the close of the plaintiff's case if any element isn't proven by admissible evidence.

Part E — Fee leverage: the cut that pays you

- **Reciprocal fees** (§ 57.105(7)): most mortgages let the lender recover attorney's fees, and Florida makes that provision reciprocal. A borrower who prevails, including on standing, can recover *their* fees. The Florida Supreme Court confirmed this applies even when the borrower wins because the bank lacked standing (*Page v. Deutsche Bank Trust Co. Americas*, Fla. 2020). The award is discretionary.
- **Voluntary dismissal on the eve of trial** can make the borrower the prevailing party for fees in some circumstances. A dismissed foreclosure is often refiled, but each refiling starts the papercuts again.
- **Sanctions** (§ 57.105(1)) for claims the plaintiff knew it couldn't support, and fraud-on-the-court remedies for fabricated documents (*Pino v. Bank of New York*, Fla. 2013, discusses the court's inherent power).

Part F — Exits and backstops

Exit	When it fits
Loan modification or reinstatement	Papercuts create the leverage; a complete loss-mitigation application gives the process to use it.
Dismissal with a fee award	Standing or conditions-precedent failure at trial
Short sale or deed in lieu, with deficiency waiver and agreed credit-reporting language	When keeping the home isn't the goal (Scenario 9)
Chapter 13 bankruptcy	The automatic stay stops the sale, and arrears can be cured over the plan (UCC/Bankruptcy section)
Right of redemption	Pay the judgment amount before the clerk files the certificate of sale, unless the judgment set a different time (§ 45.0315)
Surplus claim	After a sale, claim the surplus yourself (§ 45.032)

Exit	When it fits
Deficiency	A deficiency action after foreclosure of an owner-occupied home must be filed within 1 year (§ 95.11(5)(h))

What makes each cut stick: a factual basis. Courts in Florida can award fees against a party for unsupported defenses or delay (§ 57.105(1), (2)). A long list of specific, documented defenses forces the plaintiff to prove its case; boilerplate defenses get struck. Keep every cut tied to a document, a date or a rule. That's what makes the fee leverage run in your favor.

Module 6 — Special Debts, Liens & Records

IRS, bankruptcy, UCC liens, protected income, housing, background checks and land classifications.

6.1 IRS Debt and Federal Tax Lien Removal

Why a self-filed "release" doesn't work, and what does. The IRS doesn't create the lien by filing it. The lien arises automatically by statute when tax is assessed, the IRS demands payment, and the tax goes unpaid (IRC § 6321). The Notice of Federal Tax Lien (Form 668(Y)) only gives public notice of a lien that already exists (IRC § 6323). Only the IRS can issue a Certificate of Release (Form 668(Z), IRC § 6325). A release the taxpayer writes and records has no legal effect. It doesn't stop collection or levies, and it gets flagged in title searches. Filing a false lien release or a retaliatory lien has been prosecuted under 26 U.S.C. § 7212(a) and 18 U.S.C. § 1521. **The effective version of the same idea:** make the IRS issue the release on its own deadlines (below), then *record the IRS-issued certificate yourself* in county records. You control that step.

Part A — Removing the lien

```
TRANSCRIPT → IDENTIFY GROUND → FORM / LETTER → IRS ISSUES 668(Z) OR
WITHDRAWAL → YOU RECORD IT → UPDATE EVERY DATABASE
```

#	Path	Ground	How	IRS deadline / effect
1	**Mandatory release**	Liability paid in full, or legally unenforceable (e.g., collection statute expired)	Request a Certificate of Release (Publication 1450). Include proof of payment or the expiration date from your account transcript.	IRS **must** release within **30 days** (IRC § 6325(a)).

#	Path	Ground	How	IRS deadline / effect
2	**Self-releasing lien notice**	Collection statute (CSED) has passed and the IRS did not refile	Every Form 668(Y) states a last date for refiling. If the IRS doesn't refile by then, the notice itself operates as a certificate of release. Pull the recorded notice, check the date, and request a copy of the release for your records.	Releases automatically. You hold the paper trail.
3	**Withdrawal** (best outcome)	Any of four statutory grounds: filed prematurely or not per procedures; installment agreement in place (unless the agreement says otherwise); withdrawal will help collection; or withdrawal is in the best interest of you and the government (IRC § 6323(j))	**Form 12277.** Fresh Start route: balance $25,000 or less, Direct Debit Installment Agreement, 3 on-time payments. After full payment and release, you can also request withdrawal if you've been compliant.	Treated as if the notice was never filed. Ask the IRS to notify the credit bureaus and any agencies you name.
4	**Erroneous-lien appeal**	Tax already paid before the lien, assessment violated procedure, bankruptcy stay violated, or wrong taxpayer	Administrative appeal under IRC § 6326, within 1 year of learning of the erroneous lien.	If the lien was erroneous, the IRS issues a release that states the lien was erroneous. This is generally done within 14 days of that determination.
5	**Certificate of nonattachment**	Lien filed against someone with the same or a similar name	Request a certificate of nonattachment (IRC § 6325(e); Publication 1024) with ID proving you aren't the taxpayer.	Clears a mixed-identity lien.
6	**Discharge of specific property**	Selling or refinancing one asset (home, vehicle)	**Form 14135** (IRC § 6325(b)): the lien is removed from that property so the sale or refinance can close.	Asset freed; the lien stays on other property.
7	**Subordination**	New lender needs first position (refinance, business loan)	**Form 14134** (IRC § 6325(d)).	Lets financing go through.
8	**Collection Due Process hearing**	Within the deadline stated on the lien-filing notice (generally 30 days)	**Form 12153**. Request withdrawal, an installment agreement, an offer or CNC status in the same hearing. Tax Court review follows.	Independent Appeals decision.
9	**Damages for failure to release**	IRS misses the 30-day mandatory release	File an administrative claim, then sue under **IRC § 7432** for actual damages and costs.	Puts real cost on the IRS's failure.

The step the debtor files: recording the release

In Florida, a Notice of Federal Tax Lien against an individual is recorded in the **official records of the Clerk of the Circuit Court** in the county involved. After the IRS issues Form 668(Z) or a withdrawal notice:

1. Get the IRS-issued certificate (original or certified copy).
2. Confirm the IRS recorded it. If the county records don't show it, record the certificate yourself with the clerk, paying the recording fee.
3. Send the recorded copy to LexisNexis and the tenant-screening and background-check companies, plus any title company or lender, and dispute any database still showing an active lien.

4. Log it in the *Deletions & Corrections* tab with the recording book and page number.

Part B — Removing or reducing the tax debt itself

#	Path	How it works	Result
1	**Transcript audit**	Pull account transcripts for every year (IRS online account, or Form 4506-T). Check each assessment date, penalty, interest charge and collection-statute expiration date.	Roadmap for everything below
2	**Replace a substitute-for-return assessment**	If the IRS prepared the return for you (a substitute for return, with no deductions, credits or filing status), file your own return. **Audit reconsideration** (Publication 3598) can cut the assessment sharply.	Often the largest single reduction
3	**Assessment-procedure challenge**	Most income-tax deficiencies require a valid notice of deficiency mailed to your last known address before assessment (IRC §§ 6212–6213). If none was properly sent, the assessment is challengeable. While incarcerated, an address problem is common.	Assessment abated
4	**Penalty abatement**	**First-Time Abate** (clean prior 3 years) or **reasonable cause**. Incarceration, serious illness and disasters are recognized hardship facts. Use Form 843 or a phone or written request.	Penalties and the interest on them removed
5	**Interest abatement**	IRC § 6404(e): interest caused by unreasonable IRS delay in ministerial or managerial acts can be abated.	Lower balance
6	**Offer in Compromise**	**Form 656**. Doubt as to collectibility (what the IRS can realistically collect), doubt as to liability (Form 656-L), or effective tax administration. Low-income taxpayers qualify for a waiver of the fee and payments.	Settle for a fraction; lien released when the offer is paid
7	**Currently Not Collectible (CNC)**	Show no ability to pay (Form 433-F/433-A). Collection stops, while the 10-year clock keeps running.	Debt can age out while in CNC
8	**Collection statute expiration**	The IRS generally has **10 years from assessment** to collect (IRC § 6502). After that, the balance is written off and the lien becomes unenforceable (see Path A2). Offers, bankruptcy, CDP hearings and some installment requests extend the clock; map them from the transcript.	Debt and lien end
9	**Bankruptcy discharge of income tax**	Income taxes are dischargeable when: the return was due more than **3 years** before filing; the return was filed more than **2 years** before filing; the tax was assessed more than **240 days** before filing; and there was no fraud or willful evasion. Chapter 13 can pay priority taxes over the plan without penalties accruing.	Personal liability discharged. A recorded lien can survive on property owned before filing, so pair this with a release request.
10	**Innocent spouse relief**	**Form 8857**: relief from a spouse's or former spouse's understatement or underpayment.	Liability removed for the requesting spouse
11	**Installment agreement / partial-pay agreement**	A streamlined agreement, or a partial-pay agreement that never pays the full balance before the collection statute expires.	Stops levies; supports withdrawal
12	**Taxpayer Advocate Service**	**Form 911** when collection is causing significant hardship, such as housing or employment after reentry.	Expedited intervention
13	**Low Income Taxpayer Clinics**	Free or low-cost representation in IRS disputes and Tax Court for qualifying taxpayers.	Professional advocate at little or no cost

Part C — Leverage against IRS collection

Remedy	When
IRC § 7432 — damages	The IRS knowingly or negligently fails to release a lien when required
IRC § 7433 — damages up to $1,000,000 (reckless or intentional) or $100,000 (negligent)	Unauthorized collection actions in violation of the Code or regulations
IRC § 7433(e)	Willful IRS violation of the bankruptcy automatic stay or discharge
IRC § 6306 / FDCPA-type rules	Private collection agencies the IRS assigns your account to
Tax Court petition	From a CDP determination or a notice of deficiency, without paying first

▼ Letter M — Request for Certificate of Release (IRC § 6325(a))

[YOUR NAME]
[ADDRESS]
[SSN — last four digits only on copies]
[DATE]

Via Certified Mail

To: Internal Revenue Service
Centralized Lien Operation
[CURRENT ADDRESS PER PUBLICATION 1450]

Re: Request for Certificate of Release of Federal Tax Lien
Notice of Federal Tax Lien serial no.: [NUMBER]
Recorded: [COUNTY], Florida, Official Records Book [__] Page [__], on [DATE]
Tax periods: [FORM / YEARS]

I request a Certificate of Release (Form 668(Z)) for the lien identified above, under IRC § 6325(a), because:

[Choose one:]
[ ] The liability was fully paid on [DATE] (Exhibit [ID]).
[ ] The liability became legally unenforceable on [DATE] — the collection statute expiration date shown on my account transcript (Exhibit [ID]).

IRC § 6325(a) requires the release no later than 30 days after the liability is satisfied or becomes unenforceable.

Please send the certificate to the address above. [Optional:] I also request withdrawal of the notice under IRC § 6323(j) (Form 12277 enclosed) and notification of the withdrawal to the consumer reporting agencies.

Sincerely,

[NAME]

Enclosures: [EXHIBITS]

▼ Letter N — Erroneous lien appeal (IRC § 6326)

[YOUR NAME]
[ADDRESS]
[DATE]

To: Internal Revenue Service
[Collection Advisory Group / office named in Publication 1660]

Re: Administrative Appeal of Erroneous Lien — IRC § 6326
Notice of Federal Tax Lien serial no.: [NUMBER] Recorded: [COUNTY / DATE]

I appeal the filing of the above Notice of Federal Tax Lien as erroneous because:

[Choose those that apply:]
[ ] The tax was paid in full on [DATE], before the notice was filed (Exhibit [ID]).
[ ] The tax was assessed in violation of the deficiency procedures (IRC §§ 6212–6213); no notice of deficiency was mailed to my last known address (Exhibit [ID]).
[ ] The notice was filed while the bankruptcy automatic stay was in effect (Case no. [__], Exhibit [ID]).
[ ] I am not the taxpayer named; my identifying information differs as shown in Exhibit [ID].

I request a Certificate of Release stating that the lien was erroneous, and notification to the consumer reporting agencies and other parties under Treas. Reg. § 301.6326-1.

Sincerely,
[NAME]

John Doe — $20,000 lien, fastest route

1. **Week 1:** pull transcripts and the recorded lien notice (with its last refiling date). Confirm the lien isn't on the three bureaus.
2. **Week 1–2:** request First-Time Abate or reasonable-cause abatement (incarceration facts). If any year was a substitute-for-return assessment, file the real return through audit reconsideration.
3. **Week 2:** set up a Direct Debit Installment Agreement on the reduced balance (at or below $25,000).
4. **Month 3:** after three payments, file Form 12277 for withdrawal and ask the IRS to notify the credit bureaus.
5. **On receipt:** record the withdrawal or release in the county official records yourself if the IRS hasn't, then send it to every specialty database.

6. **Parallel:** if John can't pay, use CNC or an Offer in Compromise. If the debt is old, map the 10-year collection statute; the lien notice self-releases after its refiling date.

6.2 UCC-1 Removal and Bankruptcy Removal — Debt Paid or Not Paid

Part A — UCC-1 financing statements (paid or settled debt)

A UCC-1 is a public notice that a lender claims a security interest in collateral: business assets, equipment, inventory, a vehicle, or consumer goods. It is filed in Florida with the **Florida Secured Transaction Registry** (floridaucc.com). It shows up on business credit reports, lien searches, public-record databases and lender due-diligence searches. A stale UCC-1 can block a new loan, a refinance or a sale of the business even after the debt is gone.

```
SEARCH → IDENTIFY THE BASIS → DEMAND → SECURED PARTY TERMINATES (OR YOU DO)
→ CONFIRM ON THE REGISTRY → UPDATE EVERY DATABASE
```

#	Removal path	When it applies	How it works	Speed
1	**Termination after payoff**	Debt paid or satisfied; no commitment to lend more	The secured party must file a UCC-3 termination. For **consumer goods**, it must file within 1 month after the debt is satisfied, or within 20 days after your authenticated (signed) demand if that is earlier. For **all other collateral**, it must file within 20 days after your demand (UCC § 9-513; Fla. Stat. § 679.513).	20 days from demand
2	**Debtor self-termination**	Secured party ignores your demand	If the secured party fails to terminate after demand, the debtor is authorized to file the UCC-3 termination itself. The record must state that the debtor authorized the filing (UCC § 9-509(d)(2); Fla. Stat. § 679.509).	Same day you file
3	**$500 statutory damages + actual damages**	Secured party failed to terminate after demand, or filed without authorization	The UCC awards $500 per violation for failing to file a required termination after demand, or for filing a record you never authorized, plus any actual loss caused, such as a denied loan (UCC § 9-625(b), (e); Fla. Stat. § 679.625).	Leverage immediately
4	**Unauthorized filing challenge**	You never signed a security agreement covering that collateral, or the filing names the wrong debtor	A filing is effective only if the debtor authorized it (UCC § 9-509). Demand termination, file an information/correction statement on the record (UCC § 9-518), and seek a court order declaring the filing ineffective if needed. The $500 damages also apply.	Demand → 20 days
5	**Lapse**	The filing is more than 5 years old and no continuation was filed	A UCC-1 lapses 5 years after filing unless a continuation statement is filed in the 6 months before lapse (UCC § 9-515). A lapsed filing is ineffective. Search the registry for a continuation; if there is none, dispute any database still showing it as active.	Automatic at 5 years
6	**Release as part of a settlement**	Debt compromised (SBA offer in compromise, collector settlement, workout)	Make UCC-3 termination within a fixed number of days an **express written term** of the settlement, along with credit-reporting deletion.	Per the agreement

#	Removal path	When it applies	How it works	Speed
7	**Partial release / collateral amendment**	Some collateral is free (e.g., a vehicle sold, one asset paid)	Request a UCC-3 amendment releasing specific collateral. This frees an asset for sale or refinancing without paying off the whole loan.	Negotiated
8	**Discharged in bankruptcy**	Debt discharged and collateral surrendered or abandoned	Personal liability ends with discharge. If the collateral was surrendered or liquidated, demand termination. If the secured party refuses with no remaining collateral interest, the bankruptcy court can compel it.	Demand → motion
9	**Database clean-up**	Terminated on the registry but still showing elsewhere	Send the filed UCC-3 to Dun & Bradstreet, Experian Business, Equifax Business, LexisNexis and any lender lien-search vendor, and request an update.	Days to weeks

▼ Letter K — UCC-1 termination demand (authenticated demand under UCC § 9-513)

[DEBTOR NAME / BUSINESS NAME]
[ADDRESS]
[DATE]

Via Certified Mail, Return Receipt Requested

To: [SECURED PARTY — name exactly as shown on the UCC-1]
[ADDRESS SHOWN ON THE FINANCING STATEMENT]

Re: Authenticated Demand for Termination of Financing Statement
Filing office: Florida Secured Transaction Registry
Initial financing statement no.: [NUMBER] Filed: [DATE]
Debtor: [NAME EXACTLY AS FILED]

This is an authenticated demand under UCC § 9-513 (Fla. Stat. § 679.513).

[Choose one:]
[ ] The obligation secured by this financing statement was paid/satisfied on [DATE] (Exhibit [ID]), and there is no commitment to make an advance or incur an obligation.
[ ] The debtor never authorized this filing and did not sign a security agreement covering the collateral described.
[ ] The collateral described has been [sold / surrendered / released] on [DATE] (Exhibit [ID]).
[ ] The financing statement lapsed on [DATE] under UCC § 9-515; no timely continuation was filed.
[ ] You accepted the collateral in full satisfaction of the obligation under UCC § 9-620 on [DATE] (Exhibit [ID]).
[ ] The security interest was avoided by order of the U.S. Bankruptcy Court, Case no. [__], entered [DATE] (Exhibit [ID]).
[ ] The financing statement names the debtor in a seriously misleading way (UCC § 9-506) and/or no security agreement covering this collateral exists (UCC § 9-203).

Please file a UCC-3 termination statement with the Florida Secured Transaction Registry within 20 days of

receiving this demand and send me a filed copy.

If termination is not filed within that period, I will file the termination myself, as authorized by UCC § 9-509(d)(2) (Fla. Stat. § 679.509), and I reserve all remedies under UCC § 9-625 (Fla. Stat. § 679.625), including statutory damages of $500 and actual damages.

Sincerely,
[SIGNATURE]
[NAME / TITLE]

Part B — Bankruptcy removal (entry paths + debtor paying the debts)

A bankruptcy has two separate footprints on a credit file. Each one leaves on its own clock and has its own removal paths:

1. The bankruptcy public-record entry

The case itself: the chapter, filing date, and whether it was discharged or dismissed. Bureaus get it from public-record vendors that pull court data. Courts themselves do not furnish to bureaus.

2. The individual tradelines

Each account included in the bankruptcy. These age off **7 years from their own date of first delinquency**, often years before the bankruptcy entry itself leaves.

Removal timeline at a glance

Item	Legal maximum	Bureau practice	Fastest lawful exit
Chapter 7 entry	10 years from the date of the order for relief (filing) — 15 U.S.C. § 1681c(a)(1)	10 years	Accuracy dispute of any wrong field; identity-theft block if filed by someone else
Chapter 13 entry (completed or not)	10 years	**7 years from filing** under the bureaus' practice	Same as above, plus the 7-year bureau practice
Dismissed case	10 years	Follows the chapter: Chapter 7 dismissal ~10 years; Chapter 13 dismissal ~7 years from filing	Make sure it reports as *dismissed*, not discharged; dispute any wrong status
Accounts included in bankruptcy	7 years from each account's original delinquency	Same	Obsolescence is often already near; correct any $0 balance or status errors now
Reaffirmed accounts	Report as ordinary active accounts	—	On-time payments build positive history immediately

Bankruptcy entry — removal paths

#	Path	How it works
1	**Field-by-field accuracy dispute**	Compare the entry on all three bureaus to the court docket (PACER): chapter, filing date, case number, court, disposition (discharged, dismissed or converted) and disposition date. Any mismatch is a § 1681i dispute. Attach the docket sheet or discharge/dismissal order.
2	**Verification-method challenge**	After a "verified" result, send Letter A (method of verification). Courts don't report to bureaus, so the bureau must identify the public-record vendor it relied on and what it actually checked. A vague answer supports a reasonableness challenge. Confirm with the bankruptcy clerk's office that the court does not furnish data to credit bureaus, and keep that letter as an exhibit.
3	**Vendor-level dispute**	Use the 27-section disclosure request to identify the public-record vendor, then dispute directly with that vendor. If the vendor holds the wrong data, it re-feeds the error to every bureau.
4	**Identity-theft bankruptcy**	If someone filed in your name: file an FTC identity theft report, request a § 1681c-2 block (Letter H), and file a motion in the bankruptcy court to dismiss the case and strike or seal the filing as unauthorized. Courts have restricted public access to fraudulent filings, which removes it at its source.
5	**Wrong person / mixed file**	A bankruptcy matched to you by name only (different SSN digits or address) is a mixed-file error and a strong § 1681e(b) claim.
6	**Converted case reporting**	A Chapter 13 converted to 7 (or the reverse) must report the correct current chapter, which changes the removal clock. Dispute any mismatch.
7	**Ride the clock**	Log the filing date in the *Deletion Pathways* tab. Chapter 13 entries leave at year 7 under bureau practice; dispute the day after if they don't.

When the debtor satisfies the debts

Paying creditors in full, during or after bankruptcy, changes a lot about how the file reads and how fast it recovers. Here is what each route gets you:

Route	How it works	Credit-file effect
100% Chapter 13 plan	The plan pays every allowed claim in full. Completion leads to discharge.	Entry reads "Chapter 13 — discharged," the bureaus remove it at year 7, and lenders, especially manual mortgage underwriters, view a 100% plan far more favorably than a Chapter 7 liquidation.
Pay in full, then voluntarily dismiss the Chapter 13	A Chapter 13 debtor has the right to dismiss at any time (11 U.S.C. § 1307(b), unless the case was converted from another chapter). Paying claims in full first, through a refinance, sale or new funds, and then dismissing ends the case without a discharge.	The entry updates to "dismissed," and each creditor tradeline updates to **paid in full / $0**, which scores better than "included in bankruptcy." Ask each creditor in writing to report "paid in full" or to delete the tradeline as part of the payoff.
Early payoff of the Chapter 13 plan	Pay the remaining plan balance in a lump sum (the trustee and court rules govern this) and obtain an early discharge.	Shortens the active-case period and gets the discharge on file sooner.
Voluntary repayment after discharge	A debtor may voluntarily repay any discharged debt (11 U.S.C. § 524(f)).	Use it as leverage: offer repayment in exchange for written deletion of the tradeline, or an update to paid. This is pay-for-delete applied to discharged debt.
Reaffirmation	Keep a specific debt, such as a car, by reaffirming it, with court approval where required.	The account reports as active, and on-time payments rebuild history immediately. The debt survives the discharge, so reaffirm only debts worth keeping.

Route	How it works	Credit-file effect
Pre-filing payoff (avoid filing)	Use settlements, the Deletion Engine paths and pay-for-delete before filing.	No public-record entry at all. Compare this route against bankruptcy before filing.

Key point: paying creditors in full doesn't, by itself, delete the bankruptcy *entry*. It changes everything around it: tradelines go to paid or $0, deletions become negotiable, and a 100% Chapter 13 or a paid-then-dismissed case reads very differently to underwriters. Combine payoff with written deletion requests, and the file can recover long before year 7.

Post-discharge enforcement — leverage

Problem	Remedy
Discharged account still shows a balance or "past due"	§ 1681i dispute with the discharge order attached. A furnisher that keeps reporting a collectible balance may be violating the discharge injunction (11 U.S.C. § 524(a)) by using the report to pressure payment.
Collector contacts you about a discharged debt	Discharge-injunction violation: the bankruptcy court can hold the creditor in contempt and award sanctions and attorney's fees. FDCPA and FCCPA claims may also apply.
Debt sold after discharge	Reg F § 1006.30(b) bars collectors from selling or transferring debts discharged in bankruptcy, with limited exceptions. Document it and add it to the Violation Ledger.
UCC-1 left on collateral after discharge and surrender	Letter K, then a motion to compel termination in the bankruptcy court.

▼ Letter L — Bankruptcy entry / tradeline dispute

[YOUR NAME]
[ADDRESS]
[DATE]

To: [CRA]

Re: Dispute of Bankruptcy Public-Record Entry and Related Tradelines

Bankruptcy entry as reported:
Court: [AS REPORTED] Case no.: [AS REPORTED] Chapter: [AS REPORTED]
Filed: [AS REPORTED] Status: [AS REPORTED] Status date: [AS REPORTED]

Court docket shows (Exhibit [ID] — PACER docket / order):
Court: [ACTUAL] Case no.: [ACTUAL] Chapter: [ACTUAL]
Filed: [ACTUAL] Disposition: [DISCHARGED / DISMISSED / CONVERTED] Date: [ACTUAL]

Exact discrepancy: [ONE SENTENCE]

Related tradelines:
[CREDITOR / MASKED NUMBER] reports a balance of $[AMOUNT] and status "[STATUS]". This debt was

> [discharged on DATE / paid in full on DATE] (Exhibit [ID]). The correct balance is $0.
>
> Please reinvestigate, correct or delete the inaccurate information, and identify the public-record vendor or other source used to verify the bankruptcy entry, as provided in 15 U.S.C. § 1681i(a)(6)(B)(iii).
>
> Enclosures: [EXHIBITS]
>
> Sincerely,
> [NAME]

Part C — UCC-1 removal when the debt is NOT paid

A UCC-1 depends on three things: a valid security interest, a correctly filed financing statement, and collateral still subject to the lien. Break any one of them and the filing can come off, even with a balance still owed.

#	Path	How it works	Result
1	**Lapse (5-year rule)**	A financing statement lapses 5 years after filing (UCC § 9-515). A continuation is effective **only** if filed within the 6 months before lapse; one filed earlier or later is ineffective (§ 9-515(d)). Search the registry for the filing date and every continuation date.	Ineffective lien notice. Demand termination and dispute it in every database.
2	**No security agreement**	A security interest attaches only if the debtor signed or otherwise authenticated a security agreement describing the collateral (UCC § 9-203). Many unsecured lenders, merchant-cash-advance funders and collectors file UCC-1s with nothing behind them.	Unauthorized filing: termination plus $500 statutory damages (§ 9-625(e))
3	**Seriously misleading debtor name**	A filing under the wrong debtor name is ineffective if a search under the correct name using the filing office's standard search logic would not find it (UCC § 9-506). For entities, the name must match the state registration record.	Filing ineffective against the debtor and third parties
4	**Wrong filing office / wrong state**	Filing in the wrong place (e.g., the wrong state for a registered entity's location under UCC § 9-307) does not perfect the security interest.	Unperfected lien. In bankruptcy, the trustee can avoid it (Part D).
5	**Collateral description fails**	A security agreement must reasonably identify the collateral; "all assets" works in the financing statement but not in the security agreement (§ 9-108(c)). If the agreement doesn't cover an asset, the lien doesn't reach it.	Partial release of uncovered collateral
6	**Surrender + disposition**	Voluntarily surrender the collateral. Once the secured party disposes of it, the buyer takes it free of the security interest (§ 9-617). Demand an amendment or termination for the disposed collateral. Any deficiency becomes unsecured debt, which then goes to the Deletion Engine.	UCC-1 cleared on disposed collateral; balance unsecured
7	**Strict foreclosure — collateral in full satisfaction**	The secured party can accept the collateral in **full satisfaction** of the debt (UCC § 9-620). Propose it in writing: the creditor keeps the collateral, the debt is extinguished, and the UCC-1 is terminated. In consumer transactions, only full (not partial) satisfaction is allowed.	Debt and lien end with no cash paid
8	**Collateral gone or worthless**	Equipment scrapped, inventory sold off in the ordinary course (buyers take free under § 9-320), business closed. Negotiate termination: a lien on nothing has no value to the creditor, and keeping it only blocks the debtor's new financing.	Negotiated termination

#	Path	How it works	Result
9	**Wrong debtor / identity theft**	A filing naming you as debtor for a loan you never took. File an information statement (UCC § 9-518), make an authenticated demand, and seek a court order if necessary.	Termination, $500 damages, and actual damages
10	**Bankruptcy lien avoidance**	See Part D below: avoiding unperfected liens (§ 544), preference perfection (§ 547), household-goods and tools-of-trade avoidance (§ 522(f)), and Chapter 13 cramdown (§ 506).	Court order voiding the lien, followed by a termination demand

Part D — Bankruptcy when the debtor does NOT pay the debts

Discharging debts without paying them is what Chapter 7 is for, and Chapter 13 can do it for the portion not paid through the plan. Here is how to clear the credit file afterward, and how to remove liens and UCC-1s without paying.

Clearing the file after a no-payment outcome

Outcome	What happens to the debt	Credit-file removal path
Chapter 7 discharge	Personal liability on dischargeable debts is eliminated with no repayment.	Every discharged tradeline must show **$0** and "discharged / included in bankruptcy." Each tradeline ages off **7 years from its own original delinquency date**, often well before the 10-year bankruptcy entry. Dispute any balance with the discharge order attached (Letter L).
Chapter 13 discharge without full payment	Unsecured creditors may receive a small percentage; the rest is discharged when the plan is completed.	Same $0 rule for the unpaid remainder. The bankruptcy entry leaves at 7 years from filing under bureau practice.
Chapter 13 hardship discharge	If plan payments become impossible for reasons beyond the debtor's control, the court can grant a discharge without completion (11 U.S.C. § 1328(b)).	Discharged debts go to $0. The entry still follows the 7-year Chapter 13 practice.
Convert Chapter 13 → Chapter 7	The debtor can convert at any time (§ 1307(a)) and receive a Chapter 7 discharge without paying the remaining plan balance.	Entry should update to Chapter 7, which runs on the 10-year clock, so weigh that before converting. Tradelines go to $0.
Case dismissed without discharge	No discharge; debts remain owed. Limitations periods were paused during the case and get extra time afterward (§ 108(c)).	The entry reports "dismissed" (Chapter 7 dismissal follows the 10-year clock; Chapter 13 dismissal follows the 7-year practice). Every revived debt runs back through the Deletion Engine: validation, accuracy, pay-for-delete, obsolescence from the original delinquency date.
Non-dischargeable debts left unpaid	Some debts survive (most recent taxes, support, most student loans).	Each still ages off 7 years from its own delinquency date. Use the specific playbook: IRS (6.1), student loans (Scenario 7), child support (Scenario 19).

Removing liens and UCC-1s through bankruptcy without paying

A Chapter 7 discharge removes *personal* liability, but a valid lien on collateral generally survives. These tools remove the lien itself:

Tool	What it does	Then
§ 522(f) lien avoidance	Voids a nonpossessory, non-purchase-money security interest in exempt household goods, furnishings, clothing, appliances, tools of the trade and similar items, plus judicial liens that impair an exemption.	Order avoiding the lien → Letter K demanding UCC-3 termination
§ 544 strong-arm power	The trustee (or a Chapter 13 debtor, in some courts) can avoid security interests that were never properly perfected: wrong office, seriously misleading name, lapsed.	The lien is avoided and the creditor becomes unsecured, so its claim is discharged along with the other unsecured debts.
§ 547 preference	A UCC-1 filed (perfected) within 90 days before bankruptcy to secure an existing debt can be avoided as a preference. The period is 1 year if the creditor is an insider.	Lien voided → termination demand
Chapter 13 cramdown (§ 506(a), § 1325(a)(5))	The secured claim is reduced to the collateral's actual value; the rest is treated as unsecured and largely discharged. Vehicles bought within 910 days before filing are excluded.	Lien released once the plan pays the value
Wholly unsecured junior liens (Chapter 13)	A lien with no collateral value behind it, such as a second mortgage or second-position UCC-1 on property worth less than the first lien, can be stripped off in Chapter 13. Chapter 7 does not allow stripping.	Lien removed at discharge → termination / release
Surrender	The debtor's statement of intention surrenders the collateral. The creditor takes it, and the deficiency is discharged.	Letter K once the collateral is disposed of
Redemption (§ 722, Chapter 7)	Keep consumer personal property by paying its current value in a lump sum, not the loan balance.	Lien released for a fraction of the debt
Trustee abandonment	Property with no value for the estate is abandoned. Pair it with surrender or redemption for liened assets.	Clears the path to termination

John Doe — no-payment route

1. **Before filing:** search the Florida registry for every UCC-1 against John and his business. Check the 5-year lapse dates, continuation windows, debtor-name accuracy and whether a signed security agreement exists. Clear any that are defective with Letter K right away.
2. **SBA EIDL UCC-1:** if the business is closed and its assets are gone, propose a termination or release in the SBA compromise package. If John files bankruptcy, surrender the remaining collateral, then demand termination once it is disposed of.
3. **Pet loan and credit card:** unsecured, so they are discharged in Chapter 7 with no payment. Post-discharge, verify $0 balances; each line ages off 7 years from its original delinquency date.
4. **IRS:** older income-tax years that meet the 3-year, 2-year and 240-day tests are discharged. For recent years, use the IRS playbook (6.1) paths (CNC, OIC, collection statute expiration). Request a lien release for discharged years where the property interest has been resolved.
5. **After discharge:** run Letter L on every tradeline, Letter K on every remaining UCC-1, and log the bankruptcy filing date in the *Deletion Pathways* tab to track the 7- or 10-year exit.

John Doe application — payoff route

John's $100,000 EIDL was over $25,000, so the SBA filed a UCC-1 against his business assets. Under each route:

- **Payoff or accepted compromise:** write UCC-3 termination within 20 days into the agreement, then send Letter K if it doesn't appear on the registry.
- **Business closed and assets liquidated:** request termination or a collateral release as part of the SBA compromise package.
- **John files bankruptcy instead:** the payoff options above, a 100% Chapter 13, or pay-then-dismiss, can keep each creditor line at "paid," and the EIDL UCC-1 becomes a termination target once the collateral is gone.

6.3 Attorney's Gap Pack — Exemptions, Limitations, Court Debt, Background Checks

These are the items a consumer attorney checks next once the credit file is under control: what creditors **can't take**, which clocks have **already run**, and the reentry-specific problems (court debt, background checks) that a credit report doesn't show.

A — Florida's collection-proof shield (what a judgment creditor can't take)

Asset	Protection	Source
Home (homestead)	Unlimited value (½ acre in a city, 160 acres outside)	Fla. Const. art. X, § 4
Wages — head of family (you provide more than half the support of a dependent)	Fully exempt up to $750/week, and above that unless you agreed in writing to garnishment	§ 222.11
Wages placed in a bank account	Stay exempt for 6 months if traceable	§ 222.11(3)
Social Security, SSI, VA benefits	Exempt. Banks must automatically protect 2 months of directly deposited federal benefits.	42 U.S.C. § 407; 31 C.F.R. Part 212
Unemployment, workers' comp	Exempt	§§ 443.051, 440.22
Retirement accounts (401(k), IRA, pensions)	Exempt	§ 222.21
Life insurance cash value, annuities	Exempt	§§ 222.13, 222.14
Earned Income Tax Credit refunds	Exempt	§ 222.25(3)
529 and health savings accounts	Exempt	§§ 222.22, 222.21
Personal property	$1,000 (constitutional), plus $4,000 more if you don't claim homestead	art. X, § 4; § 222.25(4)
Vehicle	$5,000 of equity	§ 222.25(1)
Medical debt only	$10,000 personal property (no homestead claimed) and $10,000 vehicle (2024 law)	HB 7089 (2024)

When a garnishment hits: file a **claim of exemption** with the court within **20 days** of receiving the notice (§ 77.041). The form is mailed with the writ. If the creditor doesn't file a sworn denial within 14 days, the funds are released. Use this to tell collectors you're judgment-proof; it often ends collection or produces a cheap settlement with deletion.

B — Florida limitations clocks

Debt or claim	Time to sue	Source
Written contract (most loans, many card agreements)	5 years	§ 95.11(2)(b)
Oral contract / open account	4 years	§ 95.11(3)
Medical debt (hospitals and surgical centers)	**3 years**, from referral to collection	HB 7089 (2024)
Deficiency after foreclosure of an owner-occupied home	1 year	§ 95.11(5)(h)
Judgment	20 years	§ 95.11(1); § 55.081

A time-barred debt can still appear on a credit report until its 7-year date, but suing or threatening suit on it violates Reg F § 1006.26(b), the FDCPA and the FCCPA. Before paying or signing anything on an old debt, check whether it is time-barred.

C — Florida medical-debt rules (2024)

Before a hospital or ambulatory surgical center can sue, garnish or place a lien on property, it must:

1. Screen you for financial assistance and decide any application you made.
2. Give you an itemized bill.
3. Finish any grievance or insurance appeal.
4. Bill your insurer and wait for the claim to be decided.
5. Send written notice by a traceable method, then wait 30 days.

Collection that skips any step is a defense, and a basis for FCCPA claims for asserting a right that doesn't exist. Ask every Florida hospital for its financial-assistance (charity care) application. Nonprofit hospitals must offer one under federal tax law (IRC § 501(r)).

D — Court fines and fees (reentry)

- **Collection surcharge:** clerks can send unpaid court costs and fines to collection agencies with up to a **40% surcharge** (§ 28.246(6)). Get on a clerk payment plan *before* the account goes to collections.
- **Payment plans** (§ 28.246): up to 24 months for larger balances. A plan generally lets you reinstate a license suspended for nonpayment.
- **Convert to community service:** courts can convert unpaid court obligations to community service hours (§ 938.30). Ask the sentencing court.
- **Ability to pay:** raise inability to pay at sentencing or in a motion to modify. Courts must consider it before sanctions for nonpayment.
- **Amnesty events:** Florida clerks periodically hold "Operation Green Light" events that waive collection surcharges and reinstate licenses. Check your county clerk's site.
- **Collection agencies collecting court debt** are still collectors. The FDCPA, FCCPA and the Recovery Playbook apply to their conduct.

E — Background checks and criminal records (a high-recovery FCRA area)

Error	Rule
Arrests or charges that didn't lead to conviction, older than 7 years	Can't be reported (§ 1681c(a)(2), (5)), except for jobs paying $75,000 or more.
Sealed or expunged records still reported	Inaccurate (§ 1681e(b)). Send the certified sealing or expunction order to every screener.
Dismissed charge shown as a conviction; one case reported several times; wrong-person match by name and DOB only	Inaccurate (§ 1681e(b)). Among the most frequently litigated FCRA problems.
Employer took adverse action without first giving you a copy of the report and a summary of rights	§ 1681b(b)(3) violation by the employer
Screener reported public-record information for employment without notifying you or using strict procedures	§ 1681k

Florida record relief: sealing (§ 943.059), expunction (§ 943.0585), and administrative sealing of non-conviction records (§ 943.0595). Each order makes later reporting of those records disputable and actionable. Request your FDLE record and every screening report (§ 1681g) *before* job and housing applications.

F — Judgment lifespans and liens

- A Florida judgment is enforceable for **20 years** (§ 55.081).
- **Real property lien:** 10 years from recording, extendable once to 20 by re-recording (§ 55.10).
- **Personal property lien** (a judgment lien certificate filed with the Department of State): lasts 5 years, renewable once (§§ 55.202, 55.204). Check whether it has lapsed.
- After payment, settlement or vacatur, demand a **satisfaction of judgment** and make sure it's recorded. Every public-record vendor updates from it.

G — Taxes on settled or forgiven debt

- Debt forgiven in a settlement of $600 or more usually generates a **1099-C** and counts as taxable income.
- **Insolvency exclusion:** if your debts exceeded your assets right before the cancellation, the canceled amount is excluded up to the amount of insolvency. File **Form 982** with your return. Many people coming out of incarceration qualify for the full amount.
- Debts discharged in **bankruptcy** are excluded entirely (also Form 982).
- A 1099-C reporting a debt as canceled is strong evidence against any later attempt to collect it.

H — Free and low-cost help in Miami-Dade

- **Legal Services of Greater Miami** and **Dade Legal Aid**: consumer, housing, benefits and debt defense
- **NACA** (consumeradvocates.org): consumer attorneys who take FCRA, FDCPA and FCCPA cases on contingency
- **Low Income Taxpayer Clinics**: IRS disputes
- **Florida Bar Lawyer Referral Service**: low-cost initial consultation
- **Miami-Dade Law Library**: free access to annotated statutes and research databases

6.4 Housing — Tenant Screening, Criminal Records and Eviction Defense

Housing is where bad data costs the most. A wrong eviction record, a sealed case still being reported, or a name-only criminal match can block an application in seconds. Tenant-screening companies are credit bureaus under the FCRA, so every accuracy and dispute right in this toolkit applies to them, and landlords that deny you owe you specific notices.

Part A — Before you apply

1. **Pull your screening files:** request your free file disclosures (§ 1681g) from the major tenant screeners (TransUnion SmartMove/Rental Screening, Experian RentBureau, CoreLogic/SafeRent, RealPage, LexisNexis Risk). Use the CFPB's consumer reporting company list for the current set.
2. **Dispute errors first** (§ 1681i, 30 days): dismissed or sealed cases reported as active; eviction filings shown as judgments when the case was dismissed or settled; duplicate cases; someone else's records matched by name or date of birth.
3. **Bring proof:** certified sealing or expunction orders, case dispositions, dismissal or settlement orders, and a satisfaction of judgment.
4. **Prepare a mitigation packet:** proof of income, reentry program completion, employer and case-manager references, and a rental history since release. It answers the question before the landlord asks.

Part B — When an application is denied

Right	What the landlord or screener must do
Adverse action notice (§ 1681m)	A landlord that denies you, demands a higher deposit, or requires a co-signer based on a report must tell you so. It must name the screening company, state that the company didn't make the decision, and tell you of your right to a free copy and to dispute.
Free copy within 60 days (§ 1681j(b))	Request it right away. The denial notice is your proof of harm for any claim against the screener.
Accuracy (§ 1681e(b))	The screener must use reasonable procedures to ensure maximum possible accuracy. Name-only matches and stale dispositions are classic violations, and tenant-screening accuracy has produced significant FCRA class settlements.
Obsolete records (§ 1681c)	Eviction judgments, civil suits and arrest records that didn't lead to conviction can't be reported after 7 years. Convictions have no federal time limit, but sealed or expunged ones are inaccurate if reported.

Turn the denial into a claim: denial notice + inaccurate report + dispute = a Recovery Playbook case against the screener, often with deletion and money damages.

Part C — Criminal records and housing

- **Federally assisted housing** (public housing, Section 8): mandatory lifetime bans apply only to methamphetamine production in federally assisted housing and to lifetime sex-offender registration (42 U.S.C. § 13663; 24 C.F.R. § 982.553). Everything else is discretionary. Housing authorities must give you a copy of the criminal record and a

chance to dispute it *before* denying you (24 C.F.R. §§ 982.553(d), 960.204(c)). Ask for an informal review and bring mitigation evidence.

- **Fair Housing Act:** blanket "no felonies" policies can be challenged as disparate-impact discrimination. HUD's 2016 guidance spelled this out. Federal enforcement priorities have since shifted, so check the guidance's current status, but the legal theory comes from the Supreme Court's decision in *Texas Dept. of Housing v. Inclusive Communities* (2015).
- **Miami-Dade:** the county's Human Rights Ordinance (Chapter 11A) bars housing discrimination on listed grounds, including **source of income** such as housing vouchers. File complaints with the Miami-Dade Commission on Human Rights.
- **Local tenant ordinances:** Florida's 2023 law (Fla. Stat. § 83.425) preempted local rules on tenant screening, rental applications, notices and fees, which displaced much of Miami-Dade's Tenant's Bill of Rights. Rely on state and federal law for screening disputes, and check current status before citing any county rule.
- **Seal or expunge first:** a sealing or expunction order (§§ 943.059, 943.0585) is the most powerful housing tool there is. It makes later reporting of those records disputable and actionable.

Part D — Eviction defense in Florida

Step	Rule	Critical point
3-day notice to pay or vacate	§ 83.56(3)	Must state the exact rent owed (no late fees unless the lease defines them as rent) and give 3 business days, excluding weekends and court holidays. A defective notice is a defense.
Summons	§ 83.59	**5 business days** to respond.
Rent into the court registry	§ 83.60(2)	**The biggest trap:** to raise *any* defense other than payment, you must deposit the alleged rent into the court registry, or file a motion to determine rent. Miss this and you lose by default, however strong your defense.
Defenses	§ 83.60(1)	Defective notice, payment or refused payment, the landlord's failure to maintain the premises (§ 83.51, after 7-day written notice), retaliation (§ 83.64), and discrimination.
Security deposit	§ 83.49	The landlord must return it within 15 days, or send written notice of a claim within 30 days. Miss the 30-day notice and the landlord forfeits the right to keep any of it.
After the case	—	A dismissal or a settlement with vacatur should be reported as such. Dispute any screener reporting it as a judgment.

Help: Legal Services of Greater Miami and Dade Legal Aid run eviction-defense programs. Call the moment a notice arrives, not after the summons.

Part E — Specialty-report dispute letters

▼ Letter U — Tenant-screening or background-check dispute

> [YOUR NAME]
> [ADDRESS] | DOB: [DATE] | Last 4 SSN: [____]
> [DATE]
>
> Via Certified Mail — Return Receipt Requested
> To: [SCREENING COMPANY — legal name and dispute address]

Re: Dispute of information in my consumer report — 15 U.S.C. § 1681i
Report/reference no.: [NUMBER] Report date: [DATE] Requested by: [LANDLORD / EMPLOYER]

The following information in my report is inaccurate:

Item: [e.g., "Eviction, Miami-Dade County Case No. 2019-012345-CC-05"]
Your report says: [e.g., "Judgment for plaintiff"]
The truth: [e.g., "The case was dismissed on 06/12/2019" / "This record was sealed by court order dated ___" / "This is not me — the record belongs to a person with a different date of birth"]
Proof enclosed: [Exhibit A — certified docket/order; Exhibit B — ID]

[Repeat for each item, one item per block.]

Please reinvestigate within 30 days and delete or correct the information, notify everyone who received the report in the past 2 years for employment purposes or 6 months for any other purpose (§ 1681i(d)), and send me the results and an updated copy of my file.

I request that you send a corrected report to [LANDLORD/EMPLOYER and address].

Sincerely,
[SIGNATURE]
[NAME]

▼ Letter V — ChexSystems / Early Warning dispute

Also ask the bank directly: once a balance is paid, many banks will request removal themselves.

[YOUR NAME]
[ADDRESS] | DOB: [DATE] | Last 4 SSN: [____]
[DATE]

Via Certified Mail — Return Receipt Requested
To: ChexSystems, Inc., Attn: Consumer Relations [or Early Warning Services, LLC — current dispute address from their website]

Re: Dispute under 15 U.S.C. § 1681i — Consumer file no. [NUMBER]

Item disputed: [BANK NAME], reported [DATE], reason "[e.g., Account Abuse]", amount $[____]

This information is inaccurate because: [e.g., "The balance was paid in full on ___ (Exhibit A)" / "I was incarcerated from ___ to ___ and did not open or use this account (Exhibit B)" / "The amount is wrong"].

Please reinvestigate, delete or correct the item, and send me the results in writing. If the bank verifies it, please provide the method of verification and the bank's contact information (§ 1681i(a)(6)(B)(iii), (a)(7)).

Sincerely,
[SIGNATURE]
[NAME]

▼ Letter W — Unauthorized hard-inquiry removal (send to the company that pulled your report)

If the inquiry came from an account you never opened, treat it as identity theft (Letter H) instead.

[YOUR NAME]
[ADDRESS]
[DATE]

Via Certified Mail — Return Receipt Requested
To: [COMPANY THAT MADE THE INQUIRY — Legal / Compliance Department]

Re: Inquiry dated [DATE] on my [Equifax / Experian / TransUnion] report

Your company obtained my consumer report on [DATE]. I did not apply for credit, insurance, housing or employment with you, and I did not authorize this inquiry.

Please, within 30 days:
1. Identify the permissible purpose under 15 U.S.C. § 1681b you relied on, and provide a copy of any application or authorization you claim I signed; or
2. If you have none, ask the credit bureau(s) to delete the inquiry and confirm to me in writing that you have done so.

Obtaining a consumer report without a permissible purpose violates 15 U.S.C. § 1681b(f) and may give rise to liability under §§ 1681n–1681o. Please preserve all records of this inquiry.

Sincerely,
[SIGNATURE]
[NAME]

6.5 Bank, Card and Payment-App Errors — Regulation E and the Fair Credit Billing Act

Bank and card errors have hard federal deadlines — and the deadlines run against you first. Report within 60 days of the statement and the bank must investigate, often put the money back while it does, and can hold you liable for only a small amount of truly unauthorized activity.

Part A — Which rule applies?

Problem	Law	Your deadline
Unauthorized debit-card charge, ATM withdrawal, ACH debit, online transfer, Zelle/Cash App/Venmo transfer you didn't make, wrong amount, missing deposit	Electronic Fund Transfer Act / **Regulation E** (12 C.F.R. § 1005.11)	**60 days** after the statement showing it was sent. Report a lost/stolen card or PIN within 2 business days of learning of it.
Credit-card charge you didn't make or authorize, wrong amount, goods not delivered, payment not credited, math error	Fair Credit Billing Act / **Regulation Z** (12 C.F.R. § 1026.13)	**60 days** after the first statement showing the error — **in writing**, to the billing-error address
Check fraud or forged check	Florida UCC (ch. 673, 674) and your deposit agreement	Report immediately; the deposit agreement may shorten the time

Part B — Regulation E: what the bank must do

Step	Requirement
Investigate	Within 10 business days of your notice (20 for new accounts).
Or take longer — with provisional credit	Up to 45 days (90 for debit-card purchases, foreign transfers and new accounts) **only if** it provisionally credits the disputed amount within the 10 days and tells you within 2 business days. You get full use of the money meanwhile.
Oral notice	The bank may require written confirmation within 10 business days to keep the provisional-credit duty — always follow a phone call with a letter (Letter Y).
Results	Within 3 business days after finishing; correct an error within 1 business day of finding it. If it finds no error, it must explain in writing and tell you that you can request the documents it relied on.
Reversing provisional credit	Must give notice and honor checks and preauthorized payments for 5 business days without overdraft fees.

Your maximum liability for unauthorized transfers (§ 1005.6)

- **Reported within 2 business days** of learning your card/PIN/login was lost or stolen: up to **$50**.
- **Reported later:** up to **$500** (the bank must show prompt notice would have stopped the later transfers).
- **Not reported within 60 days of the statement:** you can be liable for transfers after day 60 that timely notice would have prevented.
- Deadlines can be extended for extenuating circumstances such as hospitalization or **incarceration** (§ 1005.6(b)(4)) — say so in your letter.

Part C — Scams and payment apps (Zelle, Cash App, Venmo, PayPal)

- **Payment apps are covered** by Regulation E for transfers from your account through them.
- **The key question is who started the transfer.** A transfer started by someone else without your authority is "unauthorized" (§ 1005.2(m)) — including when a scammer tricked you into giving up a login or one-time code and then moved the money themselves. Argue this specifically.
- **If you sent the money yourself** because of a lie (fake seller, romance or "bank fraud department" scam), banks usually treat it as authorized. You can still: dispute in writing anyway; ask the bank for a goodwill or scam-reimbursement review (some banks and Zelle have voluntary policies for impersonation scams); file a CFPB complaint and a police/FTC report (ReportFraud.ftc.gov); and dispute as a billing error if you paid with a *credit card*.

- **Speed matters:** call the bank the same day to freeze the recipient account, then send Letter Y.

Part D — Fair Credit Billing Act (credit cards)

- Send **Letter X** to the "billing inquiries" address on the statement — not with your payment.
- The card issuer must acknowledge within 30 days and resolve within 2 billing cycles (no more than 90 days).
- While it investigates, you don't have to pay the disputed amount, it can't charge interest on it if you win, and it **can't report the disputed amount as delinquent**.
- Also: for unauthorized use of a credit card, federal law caps your liability at $50 (15 U.S.C. § 1643); most issuers waive it.

▼ Letter X — Credit-card billing-error notice (FCBA)

> [YOUR NAME]
> [ADDRESS]
> Account number: [LAST 4 DIGITS]
> [DATE]
>
> Via Certified Mail — Return Receipt Requested
> To: [CARD ISSUER] — Billing Inquiries / Billing Error Address shown on statement
>
> Re: Billing error notice under 15 U.S.C. § 1666 and 12 C.F.R. § 1026.13
>
> My statement dated [DATE] contains the following billing error:
>
> Transaction date: [DATE] Merchant: [NAME] Amount: $[___]
> The error: [e.g., "I did not make or authorize this charge" / "I was charged twice" / "The goods were never delivered; I contacted the merchant on ___" / "My payment of $___ on ___ was not credited"]
>
> Please correct the error, credit any related finance charges and fees, and send me written confirmation. While this is under investigation, please do not report the disputed amount as delinquent.
>
> Enclosed: [statement copy with the item circled; receipts; correspondence with merchant]
>
> Sincerely,
> [SIGNATURE]
> [NAME]

▼ Letter Y — Bank / payment-app error notice (Regulation E)

> [YOUR NAME]
> [ADDRESS]
> Account: [BANK OR APP NAME], ending [___]
> [DATE]

Via Certified Mail — and through the app/online secure message
To: [BANK OR PAYMENT APP] — Error Resolution Department

Re: Notice of error under the Electronic Fund Transfer Act, 15 U.S.C. § 1693f, and Regulation E, 12 C.F.R. § 1005.11
This confirms my telephone report of [DATE/TIME], reference no. [___]. [If applicable]

The following electronic fund transfer(s) are errors:

Date: [DATE] Amount: $[___] Description: [e.g., Zelle to "J SMITH" / debit card at __ / ACH from __]
Why this is an error: [e.g., "I did not make or authorize this transfer. Someone else initiated it after obtaining my login/code by impersonating your fraud department" / "Deposit of $__ never posted" / "Wrong amount"]

I first learned of this on [DATE]. [If late: "I was unable to report sooner because I was [hospitalized / incarcerated] from __ to __ (§ 1005.6(b)(4))."]

Please investigate within 10 business days or provisionally credit my account while you investigate, as § 1005.11(c) requires; report the results in writing; and send me copies of the documents you rely on if you determine no error occurred.

Sincerely,
[SIGNATURE]
[NAME] | [PHONE]

Escalate an unresolved bank error with a CFPB complaint and, for Florida-chartered banks and credit unions, the Office of Financial Regulation.

6.6 Farmland Wrongly Classified as Wetland — Records, Appeals and Deadlines

A wetland label on farmland is a record about your land, built from maps, photos and soil data, often without anyone setting foot on it. Wrong, it can cost you USDA farm benefits, force federal permits, and cut the land's value. You fight it the same way as a bad credit file: get the data, the source and the method behind the call (the same approach as the 27-section disclosure request), find what's wrong or out of date, and use every appeal deadline.

Part A — How a wetland call is made

Every federal method requires **all three** of these, under *normal circumstances*:

1. **Hydrophytic vegetation:** plants adapted to wet soil.
2. **Hydric soils:** soils formed under saturation.

3. **Wetland hydrology:** the ground is flooded or saturated long enough in the growing season.

Missing any one means it is not a wetland. NRCS may certify a determination **without a field visit** (7 C.F.R. § 12.30(c)(1)), using "off-site" methods: National Wetlands Inventory maps, county soil surveys, aerial photos and LiDAR elevation data.

Part B — The labels, and the one that protects you

NRCS label	Meaning	What it means for you
NW — Not wetland	Fails the three-part test	Farm freely under the wetland rules
PC — Prior-converted cropland	Drained and cropped before December 23, 1985, and not abandoned	**Not a wetland for Swampbuster**, and excluded from federal Clean Water Act jurisdiction under current Corps/EPA rules. If your records show cropping before 1986, this is often the winning label
FW — Farmed wetland	Partly drained before 1985 but still meets wetland hydrology	Can keep farming and maintain existing drainage; can't drain further
W — Wetland	Meets all three tests	Planting a commodity crop after conversion = loss of USDA benefits
CW — Converted wetland	Converted after December 23, 1985	Ineligibility unless an exemption applies (minimal effect, good faith, mitigation)

Part C — Where wetland calls go wrong (your attack points)

- **Wet-year photos.** Off-site calls are supposed to use imagery from years with normal rainfall. Ask which photo years were used and how each year's rainfall was rated (NRCS uses climate "WETS" tables; the Corps uses its Antecedent Precipitation Tool). A wet-year slide is a bad input.
- **County-scale soil maps.** A soil-survey map unit labeled "hydric" can include non-hydric inclusions. Soil borings on your field beat a county map.
- **Not "normal circumstances."** A blocked culvert, a broken pump, a hurricane season or a neighbor's work that floods your field is not the land's normal condition.
- **Wrong parcel or wrong boundary.** A call on a low corner or the neighbor's land, drawn across your whole field.
- **Ignoring pre-1985 farming.** Old crop records, FSA crop history and aerial photos showing a cropped field before 12/23/1985 support a PC label.
- **Federal reach after *Sackett*.** Under *Sackett v. EPA*, 598 U.S. 651 (2023), a wetland is federally regulated under the Clean Water Act only if it has a continuous surface connection to a relatively permanent body of water. Isolated farm wet spots often fail that test.

Part D — The three tracks and their deadlines

Track	Who decides	What's at stake	Deadline	Your move
USDA / Swampbuster (16 U.S.C. §§ 3821–3824; 7 C.F.R. Part 12)	NRCS (form NRCS-CPA-026 determination)	Eligibility for most USDA farm-program benefits	**30 days** from a *preliminary* determination to ask for reconsideration (with field visit) or mediation; otherwise it becomes final. **30 days** from a *final* determination to appeal to the FSA County Committee or USDA National Appeals Division (NAD)	Records request (Letter WL-1) the same day; reconsideration (WL-2); NAD appeal (WL-3). NRCS must do an on-site visit before deciding an appeal (§ 12.30(c)(3))
Clean Water Act § 404	U.S. Army Corps of Engineers, Jacksonville District (Florida's state 404 program was vacated in 2024; the D.C. Circuit affirmed on March 27, 2026 — check for later Supreme Court action)	Need for a federal permit; enforcement risk	**60 days** from the Notification of Appeal Process for the request for appeal to be *received* (33 C.F.R. § 331.5)	Records request (WL-1, adapted to the Corps); request for appeal (WL-4). An approved jurisdictional determination is final agency action you can take to federal court after appeal (*Army Corps v. Hawkes*, 578 U.S. 590 (2016))
Florida and Miami-Dade	South Florida Water Management District (Environmental Resource Permits, Fla. Stat. ch. 373 Part IV; delineation method Fla. Admin. Code ch. 62-340); Miami-Dade DERM (County Code ch. 24 wetland permits)	State and county permits, separate from federal	Usually **21 days** from written notice of agency action to petition for an administrative hearing (Fla. Admin. Code R. 28-106.111) — check the notice itself	Ask about the agricultural-activity exemption (Fla. Stat. § 373.406(2)); ask for the delineation data sheets; a formal wetland boundary determination (§ 373.421(2)) fixes the line for years

Deadlines win or lose these cases. Asking for records doesn't stop any clock. File the reconsideration or appeal on time, and supplement it when the records arrive.

Part E — Your evidence kit

1. **Historical aerial photos** from the USDA FSA Aerial Photography Field Office, USGS EarthExplorer and Google Earth history: show the field dry and cropped, especially before 12/23/1985.
2. **FSA crop history and planting records,** receipts for seed, fertilizer and harvest sales by year.
3. **Drainage records:** ditch, tile and pump installation dates, permits, maintenance invoices.
4. **Rainfall records** (NOAA, SFWMD DBHYDRO) for every photo year the agency used: prove they relied on wet years.
5. **Your own dated photos** in the normal dry season, same spots each time, with GPS.
6. **Soil borings and a report** from a private wetland scientist or soil scientist, using the same three-part test.
7. **Neighbor or road work** that changed drainage onto your field (dates, photos, permits).

Part F — Letters

▼ WL-1 — Wetland determination records request (FOIA / case file)

Send the day you receive any determination. Agencies generally must respond to FOIA requests within 20 working days. If you have appealed to NAD, also ask NRCS for the agency record under 7 C.F.R. § 11.8, which must be provided within 10 days of the request.

[YOUR NAME]
[ADDRESS]
[PHONE / E-MAIL]
[DATE]

Via Certified Mail — Return Receipt Requested [and agency FOIA portal/e-mail]
To: [USDA NRCS FOIA Officer / U.S. Army Corps of Engineers, Jacksonville District, FOIA Officer]
cc: [NRCS District Conservationist / Corps Project Manager]

Re: Freedom of Information Act request (5 U.S.C. § 552) — wetland determination records
Property: [ADDRESS / PARCEL ID / FSA Farm No. ___ Tract No. ___ Field(s) ___ / Corps File No. ___]
Determination: [Preliminary / Final / Certified / Approved JD] dated [DATE]

I am the [owner / operator] of the property above. I request complete copies of all records concerning the wetland determination(s) for this property, including:

1. THE DETERMINATION. Every version (preliminary, final, certified, revised), including form NRCS-CPA-026 or the approved jurisdictional determination form, all maps and delineation drawings, and the transmittal letters.

2. SOURCES. Every data source used or considered, identified individually:
a. each aerial photograph or image: year, date, season, source, and the rainfall condition (wet / normal / dry) assigned to it, with the climate data (e.g., WETS table or Antecedent Precipitation Tool output) used to rate it;
b. National Wetlands Inventory maps, soil-survey maps and map units, hydric-soil lists, LiDAR or elevation data, and any other remote data, with dates and versions;
c. state mapping conventions or off-site procedures applied.

3. METHOD. Whether the determination was made off-site, on-site, or both; every field visit (date, persons present, duration); all field data sheets, soil pit or boring logs, vegetation plots, hydrology indicators and photographs.

4. PEOPLE. The name and title of each person who made, reviewed or approved the determination, and the dates of each action.

5. OUTSIDE INPUT. All communications with, and information received from, any other agency, contractor, neighbor, complainant or third party about this property.

6. HISTORY. Any prior determination, certification, prior-converted (PC) or farmed-wetland (FW) label, crop-history or drainage information for this property in your records, and any record of why a prior label was changed.

7. LOGS. Case notes, internal e-mails, checklists and quality-control reviews concerning the determination.

If any category does not exist, please say so in writing. If you withhold any record, please identify it and the exemption claimed, and release all reasonably segregable portions (5 U.S.C. § 552(b)).

I agree to pay fees up to $[AMOUNT]; please contact me before exceeding that amount. [I request a fee waiver / reduction because ___.] Electronic copies are preferred.

Sincerely,
[SIGNATURE]
[NAME]

▼ WL-2 — NRCS reconsideration and field-visit request (preliminary determination)

Must be submitted within 30 days of receiving the preliminary determination. Mediation is the alternative path; NRCS notes it is usually more useful for program decisions than technical ones.

[YOUR NAME]
[ADDRESS]
[DATE]

Via Certified Mail — Return Receipt Requested [and hand delivery to the field office]
To: [NRCS District Conservationist], [FIELD OFFICE ADDRESS]

Re: Request for reconsideration and field visit — preliminary technical determination dated [DATE]
FSA Farm No. [___] Tract No. [___] Field(s) [___]

I received the preliminary technical determination dated [DATE] on [DATE]. Within 30 days of receipt, I request reconsideration and an on-site field visit. I wish to attend and to present additional information.

The determination is inaccurate for the following reasons:
1. [e.g., "The off-site determination relied on imagery from [YEARS], which were wetter than normal according to [SOURCE]. Imagery from normal years ([YEARS]) shows the field dry and cropped."]
2. [e.g., "Soil borings taken on [DATE] by [NAME, credential] show non-hydric soils in the area labeled W (report attached)."]
3. [e.g., "The field was drained and cropped before December 23, 1985 (FSA crop history and [YEAR] aerial photo attached) and has not been abandoned; it should be labeled prior-converted cropland (PC)."]
4. [e.g., "Ponding observed in [YEAR] resulted from a blocked culvert on [ROAD], since repaired, and is not a normal circumstance."]
5. [e.g., "The wetland boundary includes land outside the low area; see attached GPS photos."]

Please also provide copies of all data, imagery and field sheets used in the determination so that I can respond to them before the field visit.

Please contact me at [PHONE] to schedule the visit.

Sincerely,
[SIGNATURE]
[NAME]
Enclosures: [list]

▼ WL-3 — Appeal of NRCS final technical determination to the National Appeals Division

Must be filed within 30 days of receiving the final determination. The alternative is the FSA County Committee; NAD gives you a hearing officer, testimony and the agency record.

[YOUR NAME]
[ADDRESS]
[PHONE / E-MAIL]
[DATE]

Via Certified Mail — Return Receipt Requested [or NAD online filing]
To: USDA National Appeals Division, [REGIONAL OFFICE ADDRESS]
cc: [NRCS State Conservationist]

Re: Request for appeal hearing — NRCS final technical determination dated [DATE], received [DATE]
FSA Farm No. [___] Tract No. [___] Field(s) [___]

I appeal the final technical determination above and request an evidentiary hearing [in person / by telephone] (7 C.F.R. Part 11). A copy of the determination is enclosed.

The determination is wrong because:
1. [Ground — e.g., "The three-part test is not met: no hydric soils (boring report, Exhibit 1)."]
2. [Ground — e.g., "Off-site imagery used was from wetter-than-normal years (rainfall analysis, Exhibit 2)."]
3. [Ground — e.g., "The field is prior-converted cropland (pre-1985 crop history and aerial photo, Exhibit 3)."]
4. [Ground — e.g., "Conditions relied on were not normal circumstances (culvert repair records, Exhibit 4)."]

Relief requested: reversal of the determination and issuance of a corrected determination labeling Field(s) [___] as [NW / PC / FW], and restoration of program eligibility.

Under 7 C.F.R. § 11.8, I request that NRCS provide me a copy of the complete agency record within 10 days.

Sincerely,
[SIGNATURE]
[NAME]
Enclosures: determination; exhibits

▼ WL-4 — Request for appeal of an approved jurisdictional determination (Army Corps) — outline

The RFA must be *received* by the division engineer within 60 days of the date of the Notification of Appeal Process (33 C.F.R. § 331.5). Reasons must be specific; a general objection is rejected. New evidence generally can't be added on appeal, so put everything in the record before the JD is final.

[YOUR NAME]
[ADDRESS]
[DATE]

To: Division Engineer, U.S. Army Corps of Engineers, South Atlantic Division [ADDRESS from the Notification of Appeal Process]
cc: Jacksonville District, [PROJECT MANAGER]

Re: Request for Appeal (33 C.F.R. Part 331) — Approved Jurisdictional Determination [FILE NO.] dated [DATE]
Notification of Appeal Process dated: [DATE]

Enclosed is my completed Request for Appeal form. My specific reasons for appeal are:

1. Incorrect application of current law. The area is not a "water of the United States." Under Sackett v. EPA, 598 U.S. 651 (2023), an adjacent wetland is jurisdictional only if it has a continuous surface connection to a relatively permanent water, making it difficult to tell where the water ends and the wetland begins. [Describe: distance, roads, berms, uplands or ditches separating the area from any such water; flow is [ephemeral / none].]

2. Incorrect application of the wetland criteria. [e.g., "Hydric soils and wetland hydrology are not present under normal circumstances; see soil-scientist report and Antecedent Precipitation Tool analysis showing the site visit occurred during wetter-than-normal conditions."]

3. Excluded land. [e.g., "The area is prior-converted cropland, excluded from waters of the United States, as shown by the NRCS PC label / pre-1985 crop history."]

4. Omission of material fact / use of incorrect data. [e.g., "The determination did not consider the drainage records and dry-season photographs submitted on [DATE]."]

Relief requested: remand with instructions to issue a determination that the area is not jurisdictional.

Sincerely,
[SIGNATURE]
[NAME]
Enclosures: RFA form; approved JD; exhibits

Part G — Case file: John Doe's 40 acres (fictional)

Fictional scenario. Names, places and figures are invented to show the sequence.

When	What happened	Move
Day 0	John Doe farms 40 acres near Homestead. He applies for a USDA cost-share program and receives a **preliminary** NRCS determination labeling 12 acres "W," made off-site.	Calendar **day 30**. Send WL-1 (records) the same day.
Day 5	He pulls FSA crop history: the field was planted in tomatoes every year since 1979. A 1984 aerial photo from the APFO shows it cropped.	Evidence for a **PC** label.
Day 12	Rainfall records show 3 of the 5 photo years NRCS used were wetter than normal, including a hurricane year. A blocked county culvert flooded the low corner in 2022; the county repaired it in 2023.	Evidence of bad inputs and abnormal circumstances.
Day 20	A soil scientist bores 10 sites: non-hydric soils on 10 of the 12 acres.	Expert report.
Day 25	He files WL-2 (reconsideration and field visit), with all exhibits, five days early.	Deadline met.
Day 60	Field visit. NRCS issues a **final** determination: 10 acres PC, 2 acres FW.	He accepts; the FW area stays in production with existing drainage.
Day 75	The Corps receives a neighbor's complaint and issues an approved JD claiming the 2 FW acres as federal wetland.	Calendar **day 60** from the appeal notice. WL-4 on *Sackett*: no continuous surface connection — a road and 400 feet of upland separate the area from the canal.
Result	Remand; the Corps reissues the JD as non-jurisdictional. USDA eligibility kept, no federal permit needed.	Keep every determination, photo and record on file; a certified determination stays in effect while the land stays in production.

Module 7 — Tools & Templates

Every letter in one place, worked examples, the interactive workbook, the AI paralegal and primary sources.

7.1 Letter and Motion Index

Every template in the toolkit, in the order you would usually need them. Click a title to jump straight to the letter. To reuse a letter, select its text and copy it.

Letter or filing	Use it when	Section
Security freeze request	Day 1 — lock every file	2.1
Full file & source disclosure request (27 sections)	Day 1 — get the complete file and its sources (read the explanation first)	2.2
Follow-up — demand for missing disclosure items	Disclosure came back incomplete	2.2
Bureau dispute — one item	Dispute one inaccurate item with a bureau	3.1

Letter or filing	Use it when	Section
B · Direct furnisher dispute	Same day as the bureau dispute	7.2
C · Debt validation request	Within the collector's validation period	7.2
A · Method-of-verification request	After a "verified" result	7.2
I · Contradiction letter	Bureau and furnisher answers conflict	7.2
D · Obsolete-item deletion demand	Item past its 7-year date	7.2
E · Reinsertion challenge	Deleted item came back	7.2
H · Identity-theft block request	Accounts you never opened	7.2
G · Goodwill deletion request	Isolated late payments	7.2
F · Pay-for-delete proposal	Accurate debt — buy the deletion	7.2
AA · Request specific reasons for denial	Denied by a lender or algorithm (60 days)	1.3
W · Unauthorized inquiry removal	Inquiry you never authorized	6.4
U · Tenant-screening / background-check dispute	Wrong tenant-screening or background record	6.4
V · ChexSystems / Early Warning dispute	Bank-account screening error	6.4
X · Credit-card billing-error notice	Credit-card billing error (60 days)	6.5
Y · Bank / payment-app error notice	Bank / Zelle / Cash App error (60 days)	6.5
Collector communication restrictions	Restrict collector contact	4.1
BB · Stop automated calls & texts	Robocalls, AI voices, texts or e-mails	1.3
O · Evidence-preservation demand	Before a claim — stop evidence destruction	3.4
J · Pre-suit demand letter	Documented violation — before filing suit	7.2
Z · Small-claims statement of claim	Filing your own small-claims case	4.5
T · Answer, defenses & counterclaim	Served with a collection lawsuit (20 days)	5.1
Objections to a collector affidavit	Opposing a collector's affidavit	5.1
P · Request to stipulate to vacate judgment	Judgment entered without valid service	5.1
Q · Motion to vacate void judgment (outline)	Motion to vacate a void judgment	5.1
R · RESPA notice of error	Servicer made a specific error	5.2
S · RESPA request for information	Need the loan history, fees or owner	5.2
K · UCC-1 termination demand	Stale or unauthorized UCC-1	6.2
L · Bankruptcy entry / tradeline dispute	Wrong bankruptcy entry or balances	6.2
M · IRS certificate-of-release request	Tax paid or collection period expired	6.1
N · IRS erroneous-lien appeal	Lien filed in error	6.1
WL-1 · Wetland determination records request	Any wetland determination on your land — same day	6.6
WL-2 · NRCS reconsideration & field visit	NRCS preliminary determination (30 days)	6.6
WL-3 · NAD appeal of NRCS final determination	NRCS final determination (30 days)	6.6

Letter or filing	Use it when	Section
WL-4 · Army Corps request for appeal (outline)	Army Corps approved JD (60 days)	6.6

Send letters by certified mail with return receipt, one item per letter, and log each one in the workbook's *Disputes & Responses* or *Deletion Pathways* tab.

7.2 Letter Arsenal A–J

Each letter is narrow on purpose: one item, one recipient, one factual claim. Send certified mail with return receipt and log it in *Disputes & Responses*.

▼ A. Method-of-verification / reinvestigation-procedure request (§ 1681i(a)(6)(B)(iii), (a)(7))

[YOUR NAME]
[ADDRESS]
[DATE]

To: [CRA]

Re: Request for Description of Reinvestigation Procedure
Item: [CREDITOR / ACCOUNT, MASKED NUMBER]
Your reinvestigation reference: [NUMBER] dated [DATE]

You reported that the above item was "verified" following my dispute received on [DATE].

Under 15 U.S.C. § 1681i(a)(7), I request a description of the procedure used to determine the accuracy and completeness of this information, including the business name, address and telephone number of any furnisher contacted in connection with the reinvestigation, as provided in § 1681i(a)(6)(B)(iii).

Please also identify:
1. The date the dispute was transmitted to the furnisher and the method used;
2. Whether any of the documents I enclosed were forwarded to the furnisher;
3. The date and content of the furnisher's response.

The statute requires this description within 15 days of your receipt of this request.

Sincerely,
[NAME]

▼ B. Direct furnisher dispute (Regulation V, 12 C.F.R. § 1022.43)

[YOUR NAME]
[ADDRESS]
[DATE]

To: [FURNISHER — use the dispute address shown on the credit report, if any]

Re: Direct Dispute of Information Furnished to Consumer Reporting Agencies
Account: [MASKED NUMBER]

I dispute the accuracy of the following information you are furnishing about me to [Equifax / Experian / TransUnion / other]:

Field disputed: [FIELD]
You report: [VALUE]
Correct value / supporting record: [VALUE — EXHIBIT ID]

Exact factual discrepancy: [ONE SENTENCE]

Under 12 C.F.R. § 1022.43, please conduct a reasonable investigation, review the enclosed documents, and report the results to me within 30 days. If the information is inaccurate or cannot be substantiated, please notify every consumer reporting agency to which you furnished it so the information is corrected or deleted.

Please also report this account as disputed while the dispute is pending, as required by 15 U.S.C. § 1681s-2(a)(3).

Enclosures: [EXHIBIT LIST]

Sincerely,
[NAME]

▼ C. Debt validation / dispute to a collector (FDCPA § 1692g(b), Regulation F)

[YOUR NAME]
[ADDRESS]
[DATE]

To: [DEBT COLLECTOR]

Re: Dispute and Request for Verification — Reference [NUMBER]

I dispute this debt and request verification under 15 U.S.C. § 1692g(b). Please also provide the name and address of the original creditor.

Until you mail verification to me, please cease collection of this debt as required by § 1692g(b).

Please provide:
1. The name of the creditor to whom the debt was owed on the itemization date, and the itemization date used;
2. An itemization of interest, fees, payments and credits since that date;
3. Documentation showing your right to collect this debt;
4. Whether, and on what date, you have reported this debt to any consumer reporting agency.

If you have reported or do report this debt, it must be reported as disputed (15 U.S.C. § 1692e(8)). I also note that under 12 C.F.R. § 1006.30(a), a debt collector may not furnish information about a debt to a consumer reporting agency before communicating with the consumer about it.

This letter is not an acknowledgment that I owe this debt.

Sincerely,
[NAME]

▼ D. Obsolete-item deletion demand (§ 1681c)

[YOUR NAME]
[ADDRESS]
[DATE]

To: [CRA]

Re: Information Beyond the Reporting Period — Request for Deletion
Item: [CREDITOR / COLLECTOR, MASKED NUMBER]

The item above is reporting beyond the period permitted by 15 U.S.C. § 1681c(a).

Date of first delinquency (from [SOURCE / EXHIBIT]): [DATE]
Seven-year period, measured as provided in § 1681c(c), ended: [DATE]

[If applicable:] The current report shows a different delinquency date of [DATE], which is inconsistent with [EXHIBIT]. Any change to the delinquency date that extends the reporting period is itself inaccurate.

Please delete this item and send written confirmation.

Enclosures: [EXHIBITS]

Sincerely,
[NAME]

▼ E. Reinsertion challenge (§ 1681i(a)(5)(B))

[YOUR NAME]
[ADDRESS]
[DATE]

To: [CRA]

Re: Reinsertion of Previously Deleted Information
Item: [CREDITOR, MASKED NUMBER]

This item was deleted following my dispute, as confirmed in your letter dated [DATE] (Exhibit [ID]). It reappeared on my file on or before [DATE] (Exhibit [ID]).

Under 15 U.S.C. § 1681i(a)(5)(B), deleted information may not be reinserted unless the furnisher certifies that it is complete and accurate, and you must notify me in writing within 5 business days of reinsertion, including the furnisher's name, address and telephone number.

I received no such notice. Please:
1. Provide the furnisher's certification and the date it was received;
2. Provide a copy of any notice you claim to have sent and the date mailed;
3. Absent both, delete the reinserted item immediately.

Sincerely,
[NAME]

▼ F. Pay-for-delete / settlement-with-deletion proposal

[YOUR NAME]
[ADDRESS]
[DATE]

To: [COLLECTOR / CREDITOR]

Re: Settlement Proposal — Reference [NUMBER]

Without admitting the validity of the amount claimed, I propose to resolve this account on the following terms:

1. I will pay $[AMOUNT] as payment in full;
2. Within 30 days of receiving payment, you will request deletion of this tradeline from every consumer reporting agency to which you have reported it, including [Equifax, Experian, TransUnion, others];
3. You will not sell, transfer or re-report this account, and any remaining balance is waived;
4. These terms will be confirmed in writing, on your letterhead, before I make any payment.

If you accept, please return a signed written agreement. No payment will be made until I receive it.

This offer expires [DATE].

Sincerely,
[NAME]

▼ G. Goodwill deletion request

[YOUR NAME]
[ADDRESS]
[DATE]

To: [CREDITOR — Executive / Customer Relations Office]

Re: Goodwill Adjustment Request — Account [MASKED NUMBER]

I am asking you to remove the late-payment notation(s) for [MONTHS] on this account as a goodwill adjustment.

[Brief, true explanation — e.g., "During [DATES] I was incarcerated and unable to manage my accounts. Since my release on [DATE], I have [paid the account in full / made X consecutive on-time payments]."]

I am rebuilding my credit to [obtain housing / employment / transportation], and these entries remain a significant barrier.

I understand this is at your discretion and appreciate your consideration.

Sincerely,
[NAME]

▼ H. Identity-theft block request (§ 1681c-2) — genuine identity theft only

[YOUR NAME]
[ADDRESS]
[DATE]

To: [CRA — Fraud / Identity Theft Department]

Re: Request to Block Information Resulting from Identity Theft

Under 15 U.S.C. § 1681c-2, I request that you block the following information, which resulted from identity theft and does not relate to any transaction I made:

[LIST EACH ACCOUNT / INQUIRY / ADDRESS]

Enclosed:
1. Proof of identity;
2. A copy of my identity theft report [FTC IdentityTheft.gov report number / police report number];
3. This statement identifying the information that resulted from identity theft.

The statute requires the block within 4 business days after receipt of these items, and requires you to notify the furnisher(s).

Sincerely,
[NAME]

▼ I. Contradiction letter — using their own answers against each other

[YOUR NAME]
[ADDRESS]
[DATE]

To: [CRA] (copy to [FURNISHER])

Re: Conflicting Verifications — [CREDITOR, MASKED NUMBER]

Your reinvestigation result of [DATE] states the account was verified as reporting [VALUE].

The furnisher's own written response dated [DATE] (Exhibit [ID]) states [DIFFERENT VALUE].

[Bureau B] reports [THIRD VALUE] for the same account (Exhibit [ID]).

These statements cannot all be accurate. Information that the furnisher itself contradicts cannot be considered verified. Please reinvestigate, and correct or delete the item under 15 U.S.C. § 1681i(a)(5)(A).

Sincerely,
[NAME]

▼ J. Pre-suit demand letter

[YOUR NAME]
[ADDRESS]

[DATE]

To: [DEFENDANT — Legal Department / Registered Agent]

Re: Pre-Suit Demand — [STATUTE(S)]

This letter concerns the following conduct, documented in the enclosed chronology:

1. [DATE] — [EVENT, EXHIBIT ID]
2. [DATE] — [EVENT, EXHIBIT ID]
3. [DATE] — [EVENT, EXHIBIT ID]

This conduct appears to violate [15 U.S.C. § ___ / Fla. Stat. § 559.72(__)]. As a result I have experienced [DOCUMENTED HARM — denial, higher rate, lost housing, time, distress].

To resolve this matter without litigation, I request:
1. Deletion of the tradeline from every consumer reporting agency to which you report it;
2. [Payment of $___ / waiver of the balance];
3. Written confirmation of the above by [DATE].

If I do not receive a response by [DATE], I intend to pursue the remedies available under [STATUTE(S)], including statutory damages and attorney's fees.

Please preserve all records relating to this account and my disputes.

Sincerely,
[NAME]

7.3 Case Files: "John Doe" — Worked Examples

Fictional scenario. John Doe and all figures are invented. Strategy is built from the consumer's side, the way a consumer attorney builds the file.

John Doe's file at intake

#	Item	Amount	Who controls it	Strongest first move
A	IRS Notice of Federal Tax Lien	$20,000	IRS (no FDCPA; Internal Revenue Code remedies instead)	Check whether it is even on the credit reports; then Fresh Start lien withdrawal

#	Item	Amount	Who controls it	Strongest first move
B	SBA COVID EIDL — Loan Authorization & Agreement (SBA Form 1391)	$100,000	SBA → Treasury Cross-Servicing → private collection agencies	Determine who the borrower legally is, and whether any personal liability exists
C	Pet financing (puppy purchase loan/lease)	$9,000	Finance company / servicer / collector	Pull the contract: Holder Rule, TILA, Florida pet-sale and usury law
D	Credit card, charged off and sold	$5,000	Original issuer → debt buyer → collector	Validation, chain of title, duplicate reporting, arbitration clause
E	Medical collection, paid	$780	Hospital → collector	Bureau medical-debt policy deletion
F	Old collection with a shifted delinquency date	$1,400	Debt buyer	Obsolescence / re-aging dispute
G	Phantom inquiries + a wrong-person bankruptcy supplied by a data vendor	—	Bureaus + data vendor (furnisher)	Disclosure request to trace the source, then bureau disputes that trigger the vendor's furnisher duty

Attorney's first rule: sort every item into one of three buckets before sending a single letter. **(1) It shouldn't be on the report at all** — wrong person, obsolete, excluded by policy, wrong borrower. **(2) It belongs there but is reported wrong** — balance, dates, status, duplicate. **(3) It is accurate** — use negotiation, programs, or violation leverage. Bucket 1 is the fastest deletion; bucket 3 is where leverage matters most.

▼ A. $20,000 IRS federal tax lien

The fact most people miss: Equifax, Experian and TransUnion stopped including tax liens on consumer credit reports in April 2018. If the lien shows on any of the three, that is a dispute John should win. The lien can still surface in **public-record and specialty databases** (LexisNexis-type products, tenant and background screening), and in county records searched by mortgage title companies, so it still has to be dealt with.

Path	How it works	Result
1. Dispute bureau reporting	Targeted § 1681i dispute to any nationwide bureau showing the lien, citing that it is not a reportable item under bureau policy.	Deletion from that bureau's file
2. Fresh Start lien withdrawal	If the total assessed balance is $25,000 or less, John sets up a *Direct Debit Installment Agreement*, makes three consecutive on-time payments, and files **Form 12277** under IRC § 6323(j). At $20,000, John is under the line.	**Withdrawal** — legally treated as if the lien notice had never been filed. Far better than a release.
3. Pay → release → withdraw	After full payment, the IRS must release the lien within 30 days (IRC § 6325(a)). John then also asks for withdrawal on Form 12277 so the public record reflects withdrawal, not just payment.	Release + withdrawal
4. Collection Due Process hearing	After the lien-filing notice, John has a limited window (generally 30 days) to request a CDP hearing on **Form 12153** (IRC § 6320). He can raise collection alternatives and ask for lien withdrawal in the same hearing; the decision is reviewable in Tax Court.	Independent review; possible withdrawal

Path	How it works	Result
5. Reduce the balance first	First-time penalty abatement or reasonable-cause abatement, and an audit of the assessment itself. If penalties and interest are a large share, abatement can drop the balance and the payment amount.	Lower balance, faster resolution
6. Offer in Compromise / Currently Not Collectible	Form 656 if John genuinely can't pay in full; CNC status if he has no ability to pay now. An accepted offer can support lien withdrawal once the offer is paid.	Settlement or a pause in collection
7. Collection statute expiration	The IRS generally has 10 years from assessment to collect (IRC § 6502), and liens become unenforceable when that period ends. Some events (offers, bankruptcy, CDP hearings) suspend the clock — map the dates carefully.	Lien self-releases at expiration
8. Taxpayer Advocate	Form 911 if the lien is causing significant hardship (e.g., blocking housing or employment on reentry).	Expedited help inside the IRS

Legal pressure that actually exists against the IRS: IRC § 7432 lets a taxpayer sue for damages if the IRS knowingly or negligently fails to release a lien after it is required to (administrative claim first). IRC § 7433 covers certain reckless or intentional unauthorized collection actions. The FDCPA does *not* apply to the IRS itself, but private collection agencies the IRS assigns accounts to are bound by FDCPA-type rules (IRC § 6306).

Full lien and debt removal paths: see the IRS Debt & Lien Removal Playbook.

▼ B. $100,000 SBA COVID EIDL (SBA Form 1391)

The key question is who owes this debt. COVID EIDL loans were made to businesses. Under the program's structure, loans over $25,000 were secured by business assets, and personal guarantees were generally required only above $200,000. If John's business was an LLC or corporation and he signed no personal guarantee, a $100,000 EIDL generally should not appear as *John's* personal obligation. If he was a sole proprietor, he is the borrower and it is personal.

Path	How it works	Result
1. Wrong-borrower / ownership dispute	If the borrower was an entity with no personal guarantee, dispute any personal-file tradeline as inaccurate ownership/responsibility. Attach the Loan Authorization and Agreement, the note, and the entity documents.	Deletion from personal file
2. FCRA claims against the government	In *Department of Agriculture Rural Development Rural Housing Service v. Kirtz* (2024), the U.S. Supreme Court held that federal agencies can be sued for FCRA violations. A federal agency that furnishes inaccurate data and fails to investigate after a CRA dispute is no longer immune.	Real leverage against a federal furnisher
3. Before Treasury referral: SBA hardship plan	SBA has offered temporary hardship accommodation plans with reduced payments. Interest keeps accruing, but this can keep the account from moving into Treasury collection.	Temporary relief; keeps the account current
4. SBA offer in compromise	SBA accepts compromise offers (SBA Form 1150). Approvals have generally required the business to be closed, business assets liquidated, and a showing that the borrower can't realistically repay in full.	Negotiated settlement

Path	How it works	Result
5. Treasury collection rights	Delinquent federal debts are referred to the Treasury Offset Program and Cross-Servicing (federal debt-collection rules). Before offsets or administrative wage garnishment, John has notice and review rights: he can dispute the debt, request records, and request a hearing.	Stops or delays offsets and garnishment; forces documentation
6. FDCPA against private collectors	Private collection agencies working Treasury-referred debt are third-party debt collectors. Validation, communication limits and false-representation rules apply to them, even though the government itself is not an FDCPA "debt collector."	Validation demand; violation leverage
7. Data-accuracy checks	Treasury collection fees (often substantial) added to the balance, the wrong delinquency date, a duplicate SBA + collector tradeline, or a loan reported as personal when it was business are all accuracy disputes.	Correction or deletion

Plan for: federal offsets of tax refunds and certain benefits, and CAIVRS (the federal delinquent-debt database used for government-backed mortgages). Settle the borrower question first, then build CAIVRS clearance into any compromise.

▼ C. $9,000 pet financing

Pet-purchase financing is one of the most legally vulnerable consumer contracts. Many are structured as leases or high-rate loans arranged at the point of sale, which opens several angles.

Path	How it works	Result
1. FTC Holder Rule	When a seller arranges financing for a consumer purchase, the contract must contain the Holder notice (16 C.F.R. Part 433). Any claim John has against the seller (sick animal, misrepresentation) can be raised against the lender or anyone who bought the loan, up to the amount paid.	Defense to payment; leverage for deletion
2. Florida pet-sale law	Fla. Stat. § 828.29 gives purchasers remedies when a dog or cat is found unfit by a veterinarian within set windows after sale (illness, congenital or hereditary defects). If that happened, the underlying purchase is challengeable and the Holder Rule carries that challenge to the financer.	Refund, replacement, or reimbursement claim
3. TILA disclosure audit	Check APR, finance charge, amount financed and total of payments. Defective Truth in Lending disclosures can support statutory damages under 15 U.S.C. § 1640 (generally a 1-year limit for affirmative claims, but often usable defensively).	Damages and offset leverage
4. Usury / licensing check	Florida caps interest for many lenders (Fla. Stat. ch. 687), with exceptions for licensed consumer-finance lenders and some banks. If the rate or "lease" charges exceed what that lender may legally charge, the contract is vulnerable.	Possible forfeiture of interest; strong negotiating position
5. Lease-vs-loan mismatch	If it was a lease but is reported as an installment loan (or vice versa), or if the "balance" includes lease-end charges not yet owed, that is an accuracy dispute.	Correction or deletion
6. Settlement with deletion	With claims in hand, John offers to release them in exchange for balance waiver and a written deletion request to every bureau.	Deletion as a contract term

▼ D. $5,000 credit card, charged off and sold

Path	How it works	Result
1. Duplicate reporting	After a sale, the original issuer's tradeline should show $0 and "sold/transferred." If both the issuer and the buyer report a $5,000 balance, the same debt is counted twice.	Issuer tradeline corrected to $0
2. Validation and chain of title	Debt buyers often receive a spreadsheet, not the account file. A § 1692g dispute within the validation period forces verification before collection continues. A buyer that can't trace ownership often stops reporting rather than report a disputed, unverified debt.	Collection pause; frequent deletion
3. Florida registration	Consumer collection agencies, including many debt buyers, must register with the Florida Office of Financial Regulation (Fla. Stat. § 559.553). An unregistered collector threatening suit may face FDCPA/FCCPA exposure.	Violation leverage
4. The arbitration lever	Most card agreements contain arbitration clauses that let *either* side elect arbitration. Under major forums' consumer rules, the business pays most of the fees. If sued, John can demand arbitration; the collector then faces forum fees that may exceed what it can recover, and many such cases get dropped.	Case cost exceeds case value
5. Limitations defense	Florida: generally 5 years on written contracts and 4 on open accounts (§ 95.11); courts differ on which applies to a given card. A time-barred debt can still be reported until its 7-year date, but a suit or threat of suit on it violates Reg F § 1006.26(b).	Defense; violation if they sue
6. Pay-for-delete	Collectors settle for a fraction of face value regularly. Make deletion a written condition before paying.	Deletion
7. Goodwill (if never charged off)	If the account was only late and is now current, request goodwill removal of the late marks.	Late payments removed

▼ E. $780 paid medical collection & F. $1,400 re-aged collection

E — Paid medical collection: under the three bureaus' voluntary medical-debt policy, paid medical collections should not appear, and unpaid medical collections under $500 should not either. A dispute with proof of payment usually ends this quickly. If the provider's billing was wrong or insurance should have paid, the collector also has a validation problem.

F — Re-aged collection: John's records show the original account went delinquent in March 2018, but the debt buyer reports the date of first delinquency as 2021. The correct 7-year period (180 days after the March 2018 delinquency, plus 7 years) ended in late August 2025. The item should already be gone. A dispute citing § 1681c with the original statements is strong, and knowingly reporting a false date of first delinquency can support a claim against the furnisher once a bureau has forwarded the dispute.

▼ G. Phantom inquiries and an old bankruptcy record supplied by a data vendor — start to finish

Facts (fictional): While John was incarcerated, his Equifax and TransUnion reports picked up four hard inquiries from lenders he never contacted. His TransUnion report also shows a 2016 Chapter 7 bankruptcy filed under a *different* John Doe, matched to him by name only. In March, an apartment complex denied his rental application, and the adverse action notice names TransUnion.

Stage 1 — Find the source (Weeks 1–3)

Step	Action	Toolkit	What John learns
1	Freeze all files, including LexisNexis/SageStream	2.1	Stops new inquiries while he works
2	Send the 27-section disclosure request to TransUnion, Equifax and LexisNexis	2.2	TransUnion's response identifies the inquiries' source, and its public-records page names the bankruptcy vendor
3	Pull the PACER docket for the 2016 bankruptcy (about $3)	6.2	Different middle initial, date of birth and last-four SSN
4	Log each item in the workbook: Source Chain + Deletion Pathways	7.4	Chain: *vendor* → *TransUnion* → *landlord*

Stage 2 — Dispute the right way (Weeks 3–8)

Step	Action	Letter	Why it matters
5	Dispute each inquiry and the bankruptcy **with each bureau**, one item per letter, by certified mail, attaching the docket and his ID	Bureau dispute (3.1), L	This is what triggers the vendor's duty as a furnisher. Skipping it means no furnisher claim.
6	Same day: send the inquiring lenders Letter W, and send the vendor a direct copy of the dispute	W	Lenders with no application on file often remove the inquiry themselves
7	Send a preservation letter to the vendor and the bureau	O	Locks in their dispute records for later
8	Mark the 30-day deadline from each green-card date	Workbook	Late answers are a separate violation

Stage 3 — Read the results and branch (Weeks 8–12)

Result	Next move
Deleted	Confirm on fresh reports at day 45. Send the deletion letter to the landlord and ask for reconsideration. If the denial cost John money (higher deposit, motel nights), go to Stage 4 for those damages.
"Verified"	Method-of-verification request (Letter A) within the week. If the bureau's answer shows it didn't check the docket John sent, send a contradiction letter (I) citing the different DOB and SSN. A record verified against proof that it isn't him supports a **willfulness** argument.
No answer by day 30	The item must be deleted (§ 1681i(a)(5)(A)). Document the missed deadline and dispute again, citing it.
Deleted, then back	Reinsertion challenge (Letter E). Reinsertion without notice within 5 business days is a separate violation.

Stage 4 — Build damages proof

Evidence	Proves
Adverse action notice naming TransUnion	The bad data reached a third party and caused a denial: concrete harm (*Ramirez* standing)
Receipts: higher deposit elsewhere, extra rent, motel nights, application fees, postage, certified mail	Out-of-pocket loss
Dated notes: lost sleep, missed work for disputes, stress during reentry; a statement from his case manager	Emotional distress, corroborated

Evidence	Proves
Green cards, results letters, verification responses, docket	Notice, failure to investigate, and (if verified against proof) willfulness

Stage 5 — Resolve (Months 3–6)

1. **Pre-suit demand (Letter J)** to the bureau and the vendor: delete everything, confirm in writing, and pay damages. Attach the timeline and exhibits.
2. **Decide where to go:**
   - Small case, clear facts → **file it yourself** in small claims (4.5, Form Z), naming the bureau and the vendor, each served through its registered agent.
   - Verified against clear proof, a housing denial, or several defendants → **call a consumer attorney** (NACA). Fee-shifting means the defendant pays John's lawyer if he wins, which is why these cases are taken on contingency.
3. **Calendar the deadline:** FCRA claims expire 2 years from discovery, 5 from the violation.

What the claim can recover

Component	Law	Applies when
Actual damages (out-of-pocket + emotional distress)	§ 1681o (negligent) or § 1681n (willful)	Any proven violation that caused harm
Statutory damages $100–$1,000, instead of actual	§ 1681n(a)(1)(A)	Willful violations: knowing or reckless (*Safeco*)
Punitive damages	§ 1681n(a)(2)	Willful violations
Attorney's fees and costs, paid by the defendant	§§ 1681n(a)(3), 1681o(a)(2)	When John wins with a lawyer; costs even without one
Deletion and a corrected report sent to the landlord	Settlement term; § 1681i(d)	Almost every resolution

The amount depends on the evidence, the defendant and the court. The toolkit doesn't predict a dollar figure. What moves settlements is the combination above: a third-party denial, a documented dispute with proof, a "verified" result that ignored the proof, and fees the defendant would have to pay.

Where John could go wrong

- Disputing only with LexisNexis and never with the bureau, so the furnisher claim never starts.
- Calling the bankruptcy identity theft. It's a *mixed file* (a wrong match), not theft, so the § 1681c-2 block is the wrong tool.
- Missing the 2-year deadline while waiting on more letters.

Applying cost-over-value pressure — legitimately

Consumer attorneys win deletions because a *documented* violation makes fighting cost more than fixing. The pressure comes from these features of the law:

Lever	Why it changes the math
Fee-shifting	FCRA, FDCPA, FCCPA and TILA make the losing defendant pay the consumer's attorney's fees. A defendant that fights a $1,000 statutory claim through trial can end up paying many times that in the consumer's attorney's fees, plus its own defense costs.
Deletion is cheap for them	Removing one tradeline costs a furnisher or CRA almost nothing. That is why deletion is often the first term offered in settlement.
Arbitration fees	Where the contract allows consumer-elected arbitration, the business usually bears the forum fees.
One defendant, one issue	A narrow, chronological file (4.7) is cheap for the consumer's lawyer to prosecute and expensive for the defendant to contest.
Regulator visibility	CFPB and Florida OFR complaints create a record that companies track and respond to.
Demand with a draft complaint	A pre-suit demand (Letter J) that attaches the chronology and exhibits shows the case is ready to file.

Maximum leverage = maximum documentation. One defendant, one issue, dated exhibits, and a clean chronology produce the highest settlement value and the fastest deletion. File what the record proves; that keeps fee-shifting working for you, not against you (Rule 11, Fla. Stat. § 57.105).

"Even if temporary" — short-term relief that is lawful

- **Disputed flag:** an account under dispute must be marked as disputed (§ 1681s-2(a)(3)). Some scoring models disregard disputed tradelines while the flag is present. Many mortgage underwriters require disputes to be resolved before closing, so plan the timing.
- **Security freeze:** blocks most new-credit access while the cleanup runs.
- **Consumer statement:** a 100-word explanation (§ 1681i(b)) attached to an item, e.g., noting incarceration during the delinquency.
- **IRS CDP hearing / CNC status, SBA hardship plan:** pause collection while the permanent solution is built.
- **Bankruptcy:** the automatic stay stops nearly all collection immediately, and some tax debt can be handled in Chapter 13. It adds its own report entry (up to 10 years), so it's a last-resort tool that needs an attorney.

John Doe's 90-day plan

Window	Actions
Days 1–7	Freeze all files; pull all reports and specialty disclosures; collect the IRS transcript, SBA loan documents, pet contract and card statements; send the 27-section disclosure request.
Days 7–14	Bucket 1 disputes: lien on any bureau (A1), personal EIDL tradeline if entity-borrowed (B1), paid medical (E), re-aged collection (F), duplicate card tradeline (D1). Validation letters to the collectors (D2). Set up the IRS DDIA (A2).
Days 14–45	Pet-contract audit, then a Holder Rule / TILA letter to the financer (C1–C4). SBA hardship or compromise package (B3–B4). Log every response.
Days 45–60	Method-of-verification requests on anything "verified" (Letter A); contradiction letters (Letter I); Form 12277 after the third DDIA payment.
Days 60–90	Pay-for-delete offers on collections that remain (Letter F); pre-suit demands where violations are documented (Letter J); consumer-attorney review of the strongest file; re-pull all reports.

7.4 Credit Report Audit Workbook — print and fillable edition

On the website this section is a live spreadsheet that runs in the browser. A PDF cannot run it, so this edition gives you the same workbook in two forms you can use without a browser:

1. Fillable forms in this PDF. Every tab of the workbook is a form page below, with the same columns and the same pick-lists. Type into the boxes in Adobe Acrobat Reader, Apple Preview, Chrome or Edge, save the file, and print it for your folder; or print the blank pages and fill them in by hand. Each page holds a few records; print as many copies as you need and number the records.

2. The live workbook online. The working spreadsheet, with automatic counts, deadline dates and status flags, is on the Credit & Records Recovery System page at miamidade.watch (section 7.4). It keeps your entries in your own browser; use its backup button to keep a copy.

What the PDF cannot do for you: it does not calculate. Where the live workbook fills a date or status automatically, the form says how to work it out, for example "Calculated Deadline (= Delivery Date + Days Allowed)". Count days on a calendar, and check every deadline against the law that applies; the workbook never decides which deadline applies.

Dashboard

The live dashboard counts these from your entries. On paper, count them at each review and write the date.

Count	How to count it	Date	Number
Inventory	Records in Master Inventory		
Pending	Master Inventory records with Result = Pending		
Deleted	Result = Deleted		
Corrected	Result = Corrected		
Open Contradictions	Contradictions with Resolved? = No or blank		
Overdue	Deadlines past their Calculated Deadline with no Completed Date		
Evidence	Entries in Evidence Index		
Violations Logged	Entries in Violation Ledger		
Deletion Paths	Entries in Deletion Pathways		
Past Obsolescence	Deletion Pathways rows whose Obsolescence Date has passed		

Workbook tabs

Eighteen tabs, in the order the live workbook shows them. Use the IDs from the Recommended ID Format in the operating manual below so that every record, dispute and exhibit can be cross-referenced.

Tab	What it holds
Master Inventory	One row per item per reporting company. Preserve each bureau's version independently.
3-Bureau Comparison	Compare the SAME field for the SAME account across Equifax, Experian and TransUnion.
Source Chain	Trace Original Source → Furnisher → Intermediary/Vendor → CRA. Mark missing links UNKNOWN.
Furnishers	Track exactly what each furnisher supplied, when, through whom, and its written position.
Disputes & Responses	One communication per row. Delivery Date + Days Allowed gives the deadline.
Contradictions	One contradiction per row. State the conflict in one objective sentence.
Deadlines	Enter the correct trigger date and day count for the specific event. This form does not decide which deadline applies.
Deletions & Corrections	Record documented outcomes separately from dispute notes.
Reinsertions	Never overwrite the old deletion history. Create a new reinsertion record.

Tab	What it holds
Inquiries	Track hard, soft, account-review, promotional, collection and other inquiries independently.
Personal Identifiers	Track names, addresses, phones, employers and other identity fields used for matching.
Evidence Index	Give every supporting document an Exhibit ID and reuse that ID throughout the case file.
Contact Log	Track calls, portals, letters and confirmations objectively.
Collector Conduct	Log every call, email, text or other collection contact with exact date/time and evidence.
Violation Ledger	Log each violation separately from ordinary negative credit, with date, actor, evidence and impact.
Deletion Pathways	One row per item per removal path. Obsolescence Date = Date First Delinquency + 180 days + 7 years (adjust manually for bankruptcy). Calculated Deadline = Dispute Delivery Date + Days Allowed. FDCPA limit = Violation Date + 1 year; FCRA/FCCPA estimate = Violation Date + 2 years.
Land Records	One row per wetland or land determination. Days Allowed: NRCS 30 days from receipt; Corps 60 days from the appeal-notice date; Florida agency action 21 days from receipt (check the notice). Appeal Deadline = base date + Days Allowed. A records request does not stop the clock.
Litigation Readiness	Narrow case-file organizer: one defendant, one primary issue, documentary chronology and evidence completeness.

Workbook tab: Master Inventory

One row per item per reporting company. Preserve each bureau's version independently.

Pick-lists: **Item Type**: Tradeline, Inquiry, Address, Name, Employer, Public Record, Collection, Personal Info, Other; **CRA**: Equifax, Experian, TransUnion, LexisNexis, SageStream, Innovis, Other; **Status**: Open, Closed, Collection, Charge-Off, Paid, Disputed, Unknown; **Issue Type**: Inaccurate, Incomplete, Duplicate, Mixed File, Identity Theft, Obsolete, Unverifiable, Wrong Balance, Wrong Date, Wrong Status, Wrong Ownership, Unauthorized Inquiry, Other; **Priority**: Critical, High, Medium, Low; **Result**: Pending, Verified, Corrected, Deleted, Suppressed, Blocked, Unchanged, Reinserted

Master Inventory — record 1

Record ID		
Account / Item		
Item Type	CRA	Furnisher
Original Source	Intermediary / Vendor	Account # / Ref
Reported Balance	Status	Date Opened
Date First Delinquency	Last Updated	Ownership
Issue Type	Priority	Dispute Status
Source Response		
CRA Response		
Supporting Evidence		
Exact Contradiction		
Action Taken	Result	Reinsertion?
Final Verification		
Notes		

Master Inventory — record 2

Record ID

Account / Item

Item Type | CRA | Furnisher

Original Source | Intermediary / Vendor | Account # / Ref

Reported Balance | Status | Date Opened

Date First Delinquency | Last Updated | Ownership

Issue Type | Priority | Dispute Status

Source Response

CRA Response

Supporting Evidence

Exact Contradiction

Action Taken | Result | Reinsertion?

Final Verification

Notes

Workbook tab: 3-Bureau Comparison

Compare the SAME field for the SAME account across Equifax, Experian and TransUnion.

3-Bureau Comparison — record 1

Match ID

Account / Item

Field | Equifax | Experian

TransUnion | All Same? (Yes only if all three match)

Difference Summary

Evidence Ref | Review Status

3-Bureau Comparison — record 2

Match ID

Account / Item

Field | Equifax | Experian

TransUnion | All Same? (Yes only if all three match)

Difference Summary

Evidence Ref | Review Status

3-Bureau Comparison — record 3

Match ID

Account / Item

Field | Equifax | Experian

TransUnion | All Same? (Yes only if all three match)

Difference Summary

Evidence Ref | Review Status

Workbook tab: Source Chain

Trace Original Source → Furnisher → Intermediary/Vendor → CRA. Mark missing links UNKNOWN.

Pick-lists: **CRA**: Equifax, Experian, TransUnion, LexisNexis, SageStream, Innovis, Other

Source Chain — record 1

Chain ID	Record ID	Data Item

Original Source	Source Type	Furnisher

Intermediary 1	Intermediary 2	CRA

Date First Received	Date Last Updated	Source Identifier

Subscriber/Vendor Code	Transmission Method	Upstream Evidence

Downstream Evidence	Chain Complete?	Missing Link

Notes

Source Chain — record 2

Chain ID	Record ID	Data Item

Original Source	Source Type	Furnisher

Intermediary 1	Intermediary 2	CRA

Date First Received	Date Last Updated	Source Identifier

Subscriber/Vendor Code	Transmission Method	Upstream Evidence

Downstream Evidence	Chain Complete?	Missing Link

Notes

Workbook tab: Furnishers

Track exactly what each furnisher supplied, when, through whom, and its written position.

Furnishers — record 1

Furnisher ID | Furnisher

Account / Item

Account # / Ref | CRA(s) Reported To

Exact Data Furnished

Date First Furnished | Date Last Furnished | Intermediary / Vendor

Source Records | Dispute Sent | Response Date

Position Taken | Correction / Deletion Sent | Date Sent

Notes

Furnishers — record 2

Furnisher ID | Furnisher

Account / Item

Account # / Ref | CRA(s) Reported To

Exact Data Furnished

Date First Furnished | Date Last Furnished | Intermediary / Vendor

Source Records | Dispute Sent | Response Date

Position Taken | Correction / Deletion Sent | Date Sent

Notes

Workbook tab: Disputes & Responses

One communication per row. Delivery Date + Days Allowed gives the deadline.

Pick-lists: **Issue Type**: Inaccurate, Incomplete, Duplicate, Mixed File, Identity Theft, Obsolete, Unverifiable, Wrong Balance, Wrong Date, Wrong Status, Wrong Ownership, Unauthorized Inquiry, Other; **Result**: Pending, Verified, Corrected, Deleted, Suppressed, Blocked, Unchanged, Reinserted; **Status**: Open, Closed, Collection, Charge-Off, Paid, Disputed, Unknown

Disputes & Responses — record 1

Dispute ID	Record ID	Recipient

Recipient Type	Issue Type

Exact Issue

Date Sent	Delivery Date	Days Allowed

Calculated Deadline (= Delivery Date + Days Allowed)	Response Date

Response Summary

Result	Evidence Sent	Response Exhibit

Follow-Up Needed?	Follow-Up Date	Status (Closed if answered; Overdue if past deadline; else Open)

Notes

Disputes & Responses — record 2

Dispute ID	Record ID	Recipient

Recipient Type	Issue Type

Exact Issue

Date Sent	Delivery Date	Days Allowed

Calculated Deadline (= Delivery Date + Days Allowed)	Response Date

Response Summary

Result	Evidence Sent	Response Exhibit

Follow-Up Needed?	Follow-Up Date	Status (Closed if answered; Overdue if past deadline; else Open)

Notes

Workbook tab: Contradictions

One contradiction per row. State the conflict in one objective sentence.

Pick-lists: **Issue Type**: Inaccurate, Incomplete, Duplicate, Mixed File, Identity Theft, Obsolete, Unverifiable, Wrong Balance, Wrong Date, Wrong Status, Wrong Ownership, Unauthorized Inquiry, Other; **Priority**: Critical, High, Medium, Low

Contradictions — record 1

Contradiction ID

Record ID

Account / Item

CRA Statement

Furnisher Statement

Underlying Record

Exact Contradiction

Issue Type

Material?

Evidence Refs

Date Identified

Raised With

Date Raised

Response

Resolved?

Resolution

Priority

Contradictions — record 2

Contradiction ID

Record ID

Account / Item

CRA Statement

Furnisher Statement

Underlying Record

Exact Contradiction

Issue Type

Material?

Evidence Refs

Date Identified

Raised With

Date Raised

Response

Resolved?

Resolution

Priority

Workbook tab: Deadlines

Enter the correct trigger date and day count for the specific event. This form does not decide which deadline applies.

Pick-lists: **Status**: Open, Closed, Collection, Charge-Off, Paid, Disputed, Unknown

Deadlines — record 1

Deadline ID	Related ID	Party

Event

Trigger Date	Days Allowed	Calculated Deadline (= Trigger Date + Days Allowed)

Completed Date	Status (Completed / Overdue / Open)

Notes

Deadlines — record 2

Deadline ID	Related ID	Party

Event

Trigger Date	Days Allowed	Calculated Deadline (= Trigger Date + Days Allowed)

Completed Date	Status (Completed / Overdue / Open)

Notes

Deadlines — record 3

Deadline ID	Related ID	Party

Event

Trigger Date	Days Allowed	Calculated Deadline (= Trigger Date + Days Allowed)

Completed Date	Status (Completed / Overdue / Open)

Notes

Workbook tab: Deletions & Corrections

Record documented outcomes separately from dispute notes.

Deletions & Corrections — record 1

Record ID

Account / Item

Party | Action

Reason / Basis Recorded

Effective Date | CRA(s) Affected | Written Confirmation?

Confirmation Date | Reference / Exhibit | Verified on New Report?

Verification Date | Current Status | Reappeared?

Notes

Deletions & Corrections — record 2

Record ID

Account / Item

Party | Action

Reason / Basis Recorded

Effective Date | CRA(s) Affected | Written Confirmation?

Confirmation Date | Reference / Exhibit | Verified on New Report?

Verification Date | Current Status | Reappeared?

Notes

Workbook tab: Reinsertions

Never overwrite the old deletion history. Create a new reinsertion record.

Pick-lists: **CRA**: Equifax, Experian, TransUnion, LexisNexis, SageStream, Innovis, Other; **Result**: Pending, Verified, Corrected, Deleted, Suppressed, Blocked, Unchanged, Reinserted

Reinsertions — record 1

Record ID

Account / Item

CRA | Original Deletion Date | Reappearance Date

Source / Furnisher | Notice Received? | Notice Date

Certification Identified? | Challenge Sent? | Challenge Date

Result

Notes

Reinsertions — record 2

Record ID

Account / Item

CRA | Original Deletion Date | Reappearance Date

Source / Furnisher | Notice Received? | Notice Date

Certification Identified? | Challenge Sent? | Challenge Date

Result

Notes

Workbook tab: Inquiries

Track hard, soft, account-review, promotional, collection and other inquiries independently.

Pick-lists: **CRA**: Equifax, Experian, TransUnion, LexisNexis, SageStream, Innovis, Other; **Result**: Pending, Verified, Corrected, Deleted, Suppressed, Blocked, Unchanged, Reinserted

Inquiries — record 1

Inquiry ID	CRA	Requester

Date	Type

Permissible Purpose / Reason Shown

Authorized?	Source / Subscriber	Disputed?

Result	Evidence

Notes

Inquiries — record 2

Inquiry ID	CRA	Requester

Date	Type

Permissible Purpose / Reason Shown

Authorized?	Source / Subscriber	Disputed?

Result	Evidence

Notes

Inquiries — record 3

Inquiry ID	CRA	Requester

Date	Type

Permissible Purpose / Reason Shown

Authorized?	Source / Subscriber	Disputed?

Result	Evidence

Notes

Workbook tab: Personal Identifiers

Track names, addresses, phones, employers and other identity fields used for matching.

Pick-lists: **CRA**: Equifax, Experian, TransUnion, LexisNexis, SageStream, Innovis, Other; **Result**: Pending, Verified, Corrected, Deleted, Suppressed, Blocked, Unchanged, Reinserted

Personal Identifiers — record 1

Identifier ID	CRA	Type
Value Shown	**Correct?**	**Source**
Date First Seen	**Date Last Seen**	**Issue**
Action	**Result**	**Evidence**

Personal Identifiers — record 2

Identifier ID	CRA	Type
Value Shown	**Correct?**	**Source**
Date First Seen	**Date Last Seen**	**Issue**
Action	**Result**	**Evidence**

Personal Identifiers — record 3

Identifier ID	CRA	Type
Value Shown	**Correct?**	**Source**
Date First Seen	**Date Last Seen**	**Issue**
Action	**Result**	**Evidence**

Personal Identifiers — record 4

Identifier ID	CRA	Type
Value Shown	**Correct?**	**Source**
Date First Seen	**Date Last Seen**	**Issue**
Action	**Result**	**Evidence**

Workbook tab: Evidence Index

Give every supporting document an Exhibit ID and reuse that ID throughout the case file.

Evidence Index — record 1

Exhibit ID | Document Type

Description

Source / Sender | Document Date | Received Date

Related Record ID | Related Dispute ID | File Name / Location

Key Fact Proven

Authenticity / Notes

Evidence Index — record 2

Exhibit ID | Document Type

Description

Source / Sender | Document Date | Received Date

Related Record ID | Related Dispute ID | File Name / Location

Key Fact Proven

Authenticity / Notes

Evidence Index — record 3

Exhibit ID | Document Type

Description

Source / Sender | Document Date | Received Date

Related Record ID | Related Dispute ID | File Name / Location

Key Fact Proven

Authenticity / Notes

Workbook tab: Contact Log

Track calls, portals, letters and confirmations objectively.

Contact Log — record 1

Contact ID	Date	Party

Department	Method	Phone / Address / Portal

Person / Reference #	Subject

Summary

Follow-Up Date	Related Record ID	Evidence Ref

Contact Log — record 2

Contact ID	Date	Party

Department	Method	Phone / Address / Portal

Person / Reference #	Subject

Summary

Follow-Up Date	Related Record ID	Evidence Ref

Contact Log — record 3

Contact ID	Date	Party

Department	Method	Phone / Address / Portal

Person / Reference #	Subject

Summary

Follow-Up Date	Related Record ID	Evidence Ref

Workbook tab: Collector Conduct

Log every call, email, text or other collection contact with exact date/time and evidence.

Collector Conduct — record 1

Event ID | Date | Exact Time

Company / Collector | Method | Phone / Email / Number

Debt / Account

What Occurred

Prior Inconvenience / Stop Request? | Evidence Ref | Possible Issue

Response / Outcome

Notes

Collector Conduct — record 2

Event ID | Date | Exact Time

Company / Collector | Method | Phone / Email / Number

Debt / Account

What Occurred

Prior Inconvenience / Stop Request? | Evidence Ref | Possible Issue

Response / Outcome

Notes

Workbook tab: Violation Ledger

Log each violation separately from ordinary negative credit, with date, actor, evidence and impact.

Pick-lists: **Status**: Open, Closed, Collection, Charge-Off, Paid, Disputed, Unknown

Violation Ledger — record 1

Violation ID | Date | Actor

Related Record ID

Event

Possible Issue | Evidence Ref | Notice / Dispute Given?

Response

Actual Impact / Damages

Status

Resolution

Notes

Violation Ledger — record 2

Violation ID | Date | Actor

Related Record ID

Event

Possible Issue | Evidence Ref | Notice / Dispute Given?

Response

Actual Impact / Damages

Status

Resolution

Notes

Workbook tab: Deletion Pathways

One row per item per removal path. Obsolescence Date = Date First Delinquency + 180 days + 7 years (adjust manually for bankruptcy). Calculated Deadline = Dispute Delivery Date + Days Allowed. FDCPA limit = Violation Date + 1 year; FCRA/FCCPA estimate = Violation Date + 2 years.

Pick-lists: **CRA**: Equifax, Experian, TransUnion, LexisNexis, SageStream, Innovis, Other; **Pathway**: Unverifiable after dispute, Obsolete (7-yr / 10-yr), Identity-theft block, Furnisher direct dispute, Debt validation, Not marked disputed, Debt parking (Reg F 1006.30), Illegal reinsertion, Duplicate / sold-debt, Bankruptcy discharge, Medical-debt policy, Pay-for-delete, Goodwill, Litigation / settlement, Inquiry removal, Identifier clean-up, UCC-1 termination, UCC-1 unauthorized filing, Bankruptcy entry dispute, Bankruptcy 7-yr (Ch. 13), 100% plan / pay-then-dismiss, Post-discharge enforcement, UCC-1 lapse / defective filing, UCC-1 strict foreclosure (9-620), UCC-1 surrender + disposition, Bankruptcy lien avoidance (522f/544/547), Ch. 13 cramdown / strip-off, Ch. 7 discharge (no payment), Ch. 13 hardship discharge, Metro 2 field dispute, ECOA code (W / 3 / Z), Engineered 1681s-2(b) claim, Rapid rescore, AUD deletion (negotiated), Mass / consumer-elected arbitration, Chapter 20, IRS lien release (6325), IRS lien withdrawal (12277), IRS erroneous lien (6326), IRS nonattachment / discharge / subordination, IRS penalty abatement, IRS Offer in Compromise, IRS CNC / CSED expiration, Tax discharge in bankruptcy; **Furnisher Responded?**: Yes, No, Late; **Written Deletion Agreement?**: Yes, No, N/A; **Escalation Step**: None yet, MOV request, Contradiction letter, CFPB complaint, State complaint, Pre-suit demand, Attorney review, Filed; **Result**: Pending, Verified, Corrected, Deleted, Suppressed, Blocked, Unchanged, Reinserted

Deletion Pathways — record 1

Path ID	Record ID	
Account / Item		
CRA	Pathway	Date First Delinquency
Obsolescence Date (= DOFD + 180 days + 7 yrs)	Dispute Delivery Date	Days Allowed
Calculated Deadline (= Delivery Date + Days Allowed)	Response Date	Deadline Status (Answered / Late / Overdue / Open)
Furnisher Responded?	Written Deletion Agreement?	Escalation Step
Violation Date	FDCPA 1-Yr Limit (= Violation Date + 1 yr)	2-Yr Limit (FCRA/FCCPA est.) (= Violation Date + 2 yrs)
Result	Evidence Ref	
Notes		

Deletion Pathways — record 2

Path ID	Record ID	
Account / Item		
CRA	Pathway	Date First Delinquency
Obsolescence Date (= DOFD + 180 days + 7 yrs)	Dispute Delivery Date	Days Allowed
Calculated Deadline (= Delivery Date + Days Allowed)	Response Date	Deadline Status (Answered / Late / Overdue / Open)
Furnisher Responded?	Written Deletion Agreement?	Escalation Step
Violation Date	FDCPA 1-Yr Limit (= Violation Date + 1 yr)	2-Yr Limit (FCRA/FCCPA est.) (= Violation Date + 2 yrs)
Result	Evidence Ref	
Notes		

Workbook tab: Land Records

One row per wetland or land determination. Days Allowed: NRCS 30 days from receipt; Corps 60 days from the appeal-notice date; Florida agency action 21 days from receipt (check the notice). Appeal Deadline = base date + Days Allowed. A records request does not stop the clock.

Pick-lists: **Agency**: NRCS (USDA), Army Corps, SFWMD, Miami-Dade DERM, Other; **Determination Type**: NRCS preliminary, NRCS final, Corps approved JD, Florida agency action, Other; **Label Given**: W, FW, CW, PC, NW, Jurisdictional, Non-jurisdictional, Other; **Label You Claim**: NW, PC, FW, Non-jurisdictional, Other; **Result**: Pending, Verified, Corrected, Deleted, Suppressed, Blocked, Unchanged, Reinserted

Land Records — record 1

Land ID	Parcel / Farm-Tract-Field	Agency
Determination Type	Label Given	Label You Claim
Date Issued	Date Received	Days Allowed
Appeal Deadline (= base date + Days Allowed)	Deadline Status (Filed / Filed late / Overdue / Open)	Records Request Sent
Records Received	Appeal / Request Filed	Evidence Ref
Result		
Notes		

Land Records — record 2

Land ID	Parcel / Farm-Tract-Field	Agency
Determination Type	Label Given	Label You Claim
Date Issued	Date Received	Days Allowed
Appeal Deadline (= base date + Days Allowed)	Deadline Status (Filed / Filed late / Overdue / Open)	Records Request Sent
Records Received	Appeal / Request Filed	Evidence Ref
Result		
Notes		

Workbook tab: Litigation Readiness

Narrow case-file organizer: one defendant, one primary issue, documentary chronology and evidence completeness.

Pick-lists: **Status**: Open, Closed, Collection, Charge-Off, Paid, Disputed, Unknown; **Defendant Type**: CRA, Specialty / screening CRA, Furnisher, Debt collector / buyer, Collection law firm, Original creditor, Impermissible user, Servicer / lender, Federal agency, IRS, Secured party

Litigation Readiness — record 1

Case File ID | Potential Defendant | Primary Issue

Related Record ID

Primary Evidence

Notice / Dispute Evidence | Response Evidence | Current Reporting / Conduct Status

Documented Impact

Chronology Complete? | Evidence Complete? | Status

Notes

Defendant Type

Statutes

Litigation Readiness — record 2

Case File ID | Potential Defendant | Primary Issue

Related Record ID

Primary Evidence

Notice / Dispute Evidence | Response Evidence | Current Reporting / Conduct Status

Documented Impact

Chronology Complete? | Evidence Complete? | Status

Notes

Defendant Type

Statutes

Complete Operating Manual — Credit Report Data Audit Workbook

This is the workbook's full operating manual. On the website it appears inside the spreadsheet, where many entries are cut off after about 80 characters; the cut is in the site's own data. Those entries are completed here and marked †.

SECTION 1 — PURPOSE

What this workbook does	Creates a single record of every credit-report item, every source/furnisher/vendor in its chain, every dispute and response, and every outcome, so each fact can be traced to a document. †
What this workbook does NOT do	It does not assume an item is inaccurate merely because it is negative. It is a record-keeping tool: it organizes facts and deadlines but does not decide which law or deadline applies. †

SECTION 2 — OVERALL WORKFLOW

Step 1	Enter every item from each report into Master Inventory.
Step 2	Enter the same account/field across Equifax, Experian, and TransUnion in 3-Bureau Comparison, one field per row. †
Step 3	Trace where each item originated using Source Chain and Furnishers.
Step 4	Record each exact factual discrepancy in Contradictions.
Step 5	Log every dispute, source request, follow-up, complaint, or verification in Disputes & Responses, one communication per row. †
Step 6	Track response dates and any applicable deadlines in Deadlines.
Step 7	Record every correction, deletion, suppression, block, or unchanged result in Deletions & Corrections. †
Step 8	If information returns after deletion, record it immediately in Reinsertions.
Step 9	Store each supporting document in Evidence Index and use the same Exhibit ID everywhere that document is cited. †
Step 10	Re-pull reports and update Final Verification in Master Inventory.

SECTION 3 — MASTER INVENTORY

Purpose	One row per item PER reporting company. If the same account appears at all three bureaus, enter three rows, one for each bureau's version. †
Record ID	Create a unique ID such as ACCT-001-EQ, ACCT-001-EX, ACCT-001-TU. Keep the same account number (001) for the same account across bureaus. †
Account / Item	Exact account, inquiry, address, name variation, employer, collection, public record or other item as it appears on the report. †
Item Type	Choose the category from the dropdown.
CRA	Select Equifax, Experian, TransUnion, LexisNexis, SageStream, Innovis, or Other.
Furnisher	Entity shown as furnishing/reporting the item.
Original Source	Earliest source you can identify from documents or disclosure responses.
Intermediary / Vendor	Any processor, reseller, data broker, public-record vendor, servicer, or transmitting agent that handled the data between the source and the CRA. †
Account # / Ref	Use the report's masked account number, reference number, subscriber code, or other identifier exactly as shown. †
Reported Balance / Status / Dates	Enter exactly what the specific report shows. Do not harmonize conflicting values between bureaus; record each bureau's version as reported. †
Issue Type	Choose only after a factual problem is identified: inaccurate, incomplete, duplicate, mixed file, identity theft, obsolete, unverifiable, or another specific type. †
Priority	Critical/High/Medium/Low is an internal organization field, not a legal conclusion about the strength of a claim. †
Source Response / CRA Response	Summarize each party's written position. Use exact dates and Evidence IDs.
Exact Contradiction	Write one sentence stating the mismatch, e.g. 'Equifax shows $2,500; furnisher statement dated 9/1 shows $2,000.' †
Result	Pending / Verified / Corrected / Deleted / Suppressed / Blocked / Unchanged / Reinserted. Change it only when a document or later report shows the result. †
Final Verification	Enter the date/report used to confirm the present status after any change.

SECTION 4 — 3-BUREAU COMPARISON

Purpose	Compare the SAME FIELD for the SAME account across Equifax, Experian, and TransUnion. †
How to use	Use separate rows for balance, status, date opened, date of first delinquency, payment history and every other field you compare. †
All Same?	Formula returns Yes only when all three bureau values match exactly. 'No' means at least one bureau differs; it does not by itself prove which value is wrong. †
Difference Summary	State which bureau differs and how.

SECTION 5 — SOURCE CHAIN

Purpose	Document data provenance: Original Source → Furnisher → Intermediary/Vendor → CRA. Mark any link you cannot document UNKNOWN. †
Original Source	Where the fact originated, if known.
Furnisher	Entity transmitting/reporting the item to a CRA.
Intermediary 1 / 2	Use for servicers, processors, data vendors, public-record providers, resellers or other parties between the furnisher and the CRA. †
Source Identifier / Codes	Record subscriber IDs, vendor IDs, transaction IDs, or source codes exactly as they appear in disclosures or responses. †
Chain Complete?	Yes only when every known link can be documented. If No, identify the missing link in the Missing Link column. †

SECTION 6 — FURNISHERS

Purpose	One row per furnisher/account relationship.
Exact Data Furnished	List the specific information transmitted: balance, status, payment history, dates, account ownership and any other field the furnisher reported. †
Date First/Last Furnished	Enter only dates actually documented.
Position Taken	Summarize what the furnisher claims after a dispute or information request.
Correction / Deletion Sent	Mark Yes only when a written response or later report supports that conclusion.

SECTION 7 — DISPUTES & RESPONSES

Purpose	Chronological record of every communication that challenges, questions, verifies or follows up on an item, and every response received. †
One dispute per row	Do not combine different letters or different recipients on the same row.
Date Sent / Delivery Date	Use actual mailing/transmission and confirmed receipt dates.
Days Allowed	Manual input. Enter a number only when a specific deadline actually applies to that communication; otherwise leave it blank. †
Calculated Deadline	Automatically equals Delivery Date + Days Allowed.
Status	Automatically shows Open, Closed, or Overdue based on Response Date and Calculated Deadline: Closed once a response date is entered; Overdue once today passes the deadline. †
Evidence Sent	List Exhibit IDs, not vague descriptions.

SECTION 8 — CONTRADICTIONS

Purpose	Central factual-analysis sheet. Each row should capture ONE contradiction.
CRA Statement	Exact fact reported by the CRA.
Furnisher Statement	Exact fact stated by the furnisher.
Underlying Record	What the primary document actually shows.
Exact Contradiction	Write the inconsistency in one sentence. Avoid conclusions not supported by the documents. †
Material?	Use Yes/No as an internal flag for whether the difference matters to the item's accuracy, completeness or effect on you. †
Resolved?	Yes only after the documents/reports actually reflect a resolution.

SECTION 9 — DEADLINES

Purpose	Calendar tracker for any deadline you choose to track.
Trigger Date	Date from which the counted period begins.
Days Allowed	Number of days used for that specific deadline.

Calculated Deadline	Formula: Trigger Date + Days Allowed.
Status	Completed if Completed Date entered; otherwise Overdue once today's date exceeds the Calculated Deadline; otherwise Open. †
Important	The workbook does not decide which legal deadline applies. The user must enter the correct trigger date and number of days for each deadline. †

SECTION 10 — DELETIONS & CORRECTIONS

Purpose	Separate final outcome log so changes are not buried inside dispute notes.
Action	Record what actually occurred: correction, deletion, suppression, block, verification without change, or other documented action. †
Reason / Basis Recorded	State the reason given in the response or report, if one was provided.
Written Confirmation?	Yes only when supported by written evidence.
Verified on New Report?	Yes only after reviewing a later consumer report/disclosure.
Reappeared?	If Yes, create a matching row in Reinsertions.

SECTION 11 — REINSERTIONS

Purpose	Track information that was deleted and later reappeared.
Original Deletion Date	Use the date supported by the prior deletion result or report.
Reappearance Date	Use first report/disclosure showing the item returned.
Source / Furnisher	Record who supplied or appears associated with the reinserted item.
Notice / Certification fields	Record only what was actually received or identified.

SECTION 12 — INQUIRIES

Purpose	Track hard/soft/account-review/promotional or other inquiries separately from accounts, one row per inquiry per CRA. †
Requester	Exact company name shown on the report.
Authorized?	Internal factual flag based on available records; do not guess.
Permissible Purpose / Reason Shown	Record the report's stated purpose or the source's stated basis, if available.

SECTION 13 — PERSONAL IDENTIFIERS

Purpose	Track names, addresses, phone numbers, employers, DOB variations, and other identifiers the CRA uses to match records to you. †
Correct?	Yes/No based on the consumer's own records.
Source	If the CRA identifies where the identifier came from, record it here.
Issue / Action / Result	Use to document wrong-person, outdated, or other identity-data problems and follow each one to a documented result. †

SECTION 14 — EVIDENCE INDEX

Purpose	Master exhibit list. Every document used anywhere else should receive one Exhibit ID here. †
Exhibit ID	Use a stable naming convention: EX-A001, EX-A002, etc.
Key Fact Proven	State the exact proposition supported by the document.
File Name / Location	Enter the actual filename or storage location so the evidence can be found quickly. †
Related IDs	Link evidence to both the Master Inventory Record ID and Dispute ID when applicable. †

SECTION 15 — CONTACT LOG

Purpose	Track calls, portals, letters, and other contacts that may not themselves be disputes but form part of the record. †
Person / Reference #	Record representative name, case number, ticket number, or confirmation code.
Summary	Write objective facts: what was stated, what was requested, and what was promised, with dates. †
Evidence Ref	Link screenshots, emails, letters, or call confirmation records to Evidence Index IDs. †

SECTION 16 — ISSUE MATRIX

Purpose	Reference sheet showing the factual question to test for each issue type, evidence to compare, and outcomes to track. †
Use	Consult before assigning an Issue Type in Master Inventory.

SECTION 17 — LETTER REGISTRY

Purpose	Tracks the 10-letter sequence already built into the workbook.
Trigger	Explains when the letter becomes relevant.
Inputs Needed	Shows what factual material should exist before that letter is used.
Key Output to Capture	Tells you what response information should be entered back into the workbook.

SECTION 18 — DASHBOARD

Purpose	Automatic summary of records, pending items, deletions, corrections, contradictions, overdue deadlines, evidence and violations. †
Important	Dashboard totals reflect what is entered in the workbook. Example rows will appear in the totals until you delete them. †
Priority chart	Visual count of Critical, High, Medium, and Low records based on Master Inventory priority entries. †

SECTION 19 — DATA ENTRY RULES

Rule 1	Never overwrite one bureau's value with another bureau's value. Preserve each bureau's version on its own row. †
Rule 2	Use dates exactly as shown or documented. If unknown, leave blank rather than estimating. †
Rule 3	Use 'Unknown' instead of inventing a source, status, owner, or intermediary.
Rule 4	Use one contradiction per row and one communication per row.
Rule 5	Every factual conclusion should point to at least one Evidence ID.
Rule 6	Do not mark Deleted/Corrected until a document or later report confirms it.
Rule 7	If an item reappears, do not overwrite the prior deletion record; create a Reinsertions row. †
Rule 8	Do not delete historical rows merely because the matter was resolved. Keep them as part of the record. †

SECTION 20 — RECOMMENDED ID FORMAT

Accounts	ACCT-001-EQ / ACCT-001-EX / ACCT-001-TU
Inquiries	INQ-001-EQ
Personal identifiers	PID-001-EX
Disputes	DSP-001, DSP-002...
Contradictions	CON-001, CON-002...
Deadlines	DDL-001, DDL-002...
Evidence	EX-A001, EX-A002...

SECTION 21 — FIRST USE CHECKLIST

1	Delete the EXAMPLE rows from Master Inventory after reviewing them.
2	Enter one row for every item on every report.
3	Create 3-Bureau Comparison rows for every shared tradeline and every field that differs between bureaus. †
4	Assign Evidence IDs to each report and supporting document.
5	Populate Source Chain only with sources actually identified.
6	Open Dashboard and confirm counts match the entered records.
7	Use Letter Registry only after the factual record for that step exists.

† Completed in this edition: the web version shows only the first part of this entry.

Quick Reference — What Goes Where

Question	Use this tab	What to record	Key output	Common mistake	Next place to update
What is on each report?	Master Inventory	One row per item per CRA	Complete item inventory	Do not merge bureau versions	3-Bureau Comparison
Do the bureaus disagree?	3-Bureau Comparison	Same field across 3 bureaus	Exact differences	Do not call a difference an error automatically	Contradictions
Where did the data come from?	Source Chain	Source → furnisher → vendor → CRA	Data provenance	Do not guess missing links	Furnishers / Evidence Index
What did the furnisher say?	Furnishers	Data furnished + response position	Furnisher record	Do not paraphrase away important details	Contradictions
What was sent and when?	Disputes & Responses	Each communication separately	Chronology + response	Do not combine letters	Deadlines
What exactly conflicts?	Contradictions	CRA vs furnisher vs underlying record	One-sentence mismatch	Do not use vague labels	Evidence Index
What deadline am I tracking?	Deadlines	Trigger date + days allowed	Calculated due date	Do not assume a deadline applies	Disputes & Responses
Was it fixed or removed?	Deletions & Corrections	Documented final action	Outcome log	Do not mark resolved early	Master Inventory
Did it come back?	Reinsertions	Deletion date + reappearance date	Reinsertion history	Do not overwrite old deletion	Contradictions
What supports my statement?	Evidence Index	Every report/letter/document	Exhibit system	Do not leave facts uncited internally	All tabs
What happened on calls/portals?	Contact Log	Date, person, ref #, facts	Contact history	Do not rely on memory	Evidence Index
What should I review first?	Dashboard	Automatic metrics	Workload overview	Do not treat counts as legal conclusions	Relevant detail tab

Issue Matrix

Issue Type	Typical Factual Question	Evidence to Compare	Possible File Outcome to Track	Proof tip
Inaccurate	Does the reported fact match the underlying record?	Statements, contracts, furnisher records, CRA report	Corrected / deleted / unchanged	Negative does not equal inaccurate
Incomplete	Does omission make the item materially misleading?	Full account history, status, dates	Corrected / supplemented / deleted	Missing detail is not automatically material
Duplicate	Is the same obligation represented more than once improperly?	Account numbers, balances, dates, ownership	Duplicate entry removed / retained	Two related accounts can be legitimate
Mixed File	Does the item belong to another consumer?	Identity data, account records, addresses	Removed from wrong file	Similar name alone is not proof
Identity Theft	Was the item created without the consumer's authorization?	Identity-theft records, account docs, inquiries	Blocked / removed / retained	Do not label legitimate accounts as fraud
Obsolete	Has applicable reporting period expired?	Date of first delinquency, filing dates	Aged off / retained	Retention rules vary by item
Unverifiable	Can the disputed item be substantiated in reinvestigation?	CRA/furnisher responses, source records	Deleted / modified / verified	No original contract does not automatically mean unverifiable
Unauthorized Inquiry	Was there a valid basis for the inquiry?	Application, authorization, permissible-purpose record	Removed / retained	Not recognizing a name is not proof of no authorization

Letter Registry

The last column is for your own tracking: whether the letter was sent, the date, the response due date and the result.

Letter #	Purpose	Recipient	Trigger	Inputs Needed	Key Output to Capture	Sent? / Date / Due / Result
1	Complete file/source disclosure	CRA / LexisNexis	Need full file and source chain	Identity + report reference	Original source, intermediary, recipients	

Letter #	Purpose	Recipient	Trigger	Inputs Needed	Key Output to Capture	Sent? / Date / Due / Result
2	Direct furnisher information/dispute	Furnisher	Need exact data furnished	Account reference + factual issue	What was furnished, dates, recipients	
3	Targeted CRA dispute	CRA	Specific factual error identified	Exact item + evidence	Reinvestigation result	
4	Verification/source follow-up	CRA	Item verified but basis unclear	Prior dispute/response	Source and verification details	
5	Contradiction notice	CRA / Furnisher	Responses conflict	Conflicting documents	Written resolution	
6	Reinsertion inquiry	CRA	Deleted item reappears	Prior deletion proof	Reinsertion source/notice	
7	Regulatory complaint record	Regulator	Documented unresolved issue	Chronology + exhibits	Regulator response	
8	Voluntary deletion/resolution proposal	Furnisher	Negotiated resolution possible	Dispute history	Written agreement or refusal	
9	Confirmation request	CRA / Furnisher	Correction/deletion claimed	Prior response	Written confirmation	
10	Post-resolution audit	CRA / specialty CRA	Need final verification	Updated disclosure	Current status	
11	Method-of-verification request	CRA	Item verified after dispute	Prior dispute + result letter	Procedure description, furnisher contact (15 days)	
12	Direct furnisher dispute (Reg V 1022.43)	Furnisher	Specific factual error	Account + exhibits	Investigation result (30 days)	
13	Debt validation (1692g)	Collector	Within validation period	Validation notice	Verification or cessation	
14	Obsolete-item deletion	CRA	Past DOFD + 180 days + 7 yrs	DOFD evidence	Deletion	
15	Reinsertion challenge	CRA	Deleted item returned without notice	Deletion proof + new report	Certification / notice or deletion	
16	Pay-for-delete proposal	Collector / creditor	Accurate debt, deletion negotiable	Account + funds available	Signed deletion agreement	
17	Goodwill request	Original creditor	Isolated late payments	Payment history + true explanation	Goodwill decision	
18	Identity-theft block (1681c-2)	CRA	Genuine identity theft	FTC/police report + ID	Block within 4 business days	
19	Contradiction letter	CRA + furnisher	Conflicting written positions	Both responses + records	Correction / deletion	
20	Pre-suit demand	Potential defendant	Documented unresolved violation	Full chronology + exhibits	Settlement incl. deletion	
21	UCC-1 termination demand	Secured party	Debt satisfied / unauthorized filing / collateral released	Filing no. + payoff proof	UCC-3 within 20 days or self-file; $500 damages	
22	Bankruptcy entry / tradeline dispute	CRA	Entry or discharged tradeline wrong	PACER docket + orders	Corrected entry, $0 balances, vendor identity	
23	IRS Certificate of Release request	IRS Centralized Lien Operation	Paid or collection statute expired	Lien serial no. + transcript	Form 668(Z) within 30 days	
24	IRS erroneous lien appeal	IRS	Lien erroneous (paid, procedure, stay, wrong person)	Exhibits per ground	Release stating lien was erroneous	
25	Preservation / litigation-hold demand	CRA / furnisher legal dept.	Dispute verified or contradicted; claim forming	Dispute history	Records preserved for litigation	
26	Request to stipulate to vacate	Plaintiff's attorney	Judgment entered without valid service	Return of service + custody/residence proof	Stipulated vacatur and dismissal	
27	Motion to vacate void judgment (outline)	Court	Void for lack of service	Sworn declaration + exhibits	Order vacating judgment	
28	Objections to affidavit / declaration	Court	Collector's summary-judgment or trial affidavit	Affidavit, paragraph by paragraph	Paragraphs struck or given no weight	

7.5 AI Paralegal — print edition

On the website, the AI paralegal reads a client's file and drafts an issue list, a chronology, a damages sheet, letters, pleadings and discovery. That needs a live connection and cannot run inside a PDF. Open the Credit & Records Recovery System page at miamidade.watch (section 7.5) in Claude to use it. Drafts are for review by a licensed attorney. Remove full Social Security and account numbers before pasting anything.

What each task does

Task	What it produces
Issues	Spots every claim and defense the facts support, element by element, names defendants, and lists missing evidence.
Chronology	Builds a dated chronology with source and exhibit for every event, the backbone of a complaint or demand.
Deadlines	Calculates the main clocks from the dates you enter (worksheet below; this part needs no AI).
Damages	Organizes actual, statutory and other damages by claim, with the evidence still needed to prove each.
Draft	Drafts one document from the list below, using the matter file.
Review their filing	Reads the other side's complaint, affidavit, declaration, validation letter or bureau response and lists objections, defenses and follow-up demands.
Discovery	Drafts interrogatories (Florida: 30 maximum including subparts), requests for production, requests for admission, corporate-representative deposition topics, or a third-party subpoena document list.

Documents the Draft task can prepare: bureau dispute letter (one item); direct furnisher dispute; debt validation request; method-of-verification request; contradiction letter; evidence-preservation demand; pre-suit demand letter; RESPA notice of error; RESPA request for information; Reg E error notice (bank or payment app); request for specific reasons for denial (ECOA); small-claims statement of claim (Florida); federal complaint (S.D. Fla.) — FCRA / FDCPA / FCCPA; answer, affirmative defenses and counterclaim (Florida county court); motion to vacate void judgment (Fla. R. Civ. P. 1.540(b)(4)); CFPB complaint narrative; wetland determination records request (FOIA); NRCS reconsideration and field-visit request; NAD appeal of NRCS final wetland determination; Army Corps request for appeal (approved JD). Most have a template in the Letter Arsenal (7.2).

Deadline worksheet

The same clocks the web page calculates. Enter the date you have, count forward, and write the due date. Verify every date before relying on it; court holidays are not accounted for.

Date you have	Clock	Rule	Due date	Basis
Client served with lawsuit	Answer the lawsuit (Florida county/circuit)	+ 20 days; if a weekend, the next weekday		Fla. R. Civ. P. 1.140(a)
Bureau received dispute	Bureau must finish reinvestigation	+ 30 days (45 if the consumer sent added information during the 30 days)		15 U.S.C. § 1681i(a)(1)
Violation date (latest act by the defe	FDCPA suit deadline	+ 1 year (runs from each violation)		15 U.S.C. § 1692k(d)
Violation date	FCCPA suit deadline	+ 2 years		Fla. Stat. § 559.77(4)
Date client discovered it / violation	FCRA suit deadline	earlier of discovery + 2 years or violation + 5 years		15 U.S.C. § 1681p
Violation date	FDUTPA (estimate)	+ 4 years; verify accrual		Fla. Stat. § 95.11(3)
Bank/card statement date	Report bank/app error (Reg E) or card billing error (FCBA)	+ 60 days		12 C.F.R. § 1005.11(b); § 1026.13(b)
Court order entered	Notice of appeal	+ 30 days; if a weekend, the next weekday		Fla. R. App. P. 9.110(b); Fed. R. App. P. 4(a)(1)(A)
NRCS wetland determination received	NRCS reconsideration (preliminary) or NAD/FSA appeal (final)	+ 30 days from receipt		7 C.F.R. Parts 11 and 12
Army Corps appeal-notice (NAP) date	Request for appeal must be RECEIVED	+ 60 days		33 C.F.R. § 331.5(a)(1)

Matter file

Client

County

Goal (deletion, damages, defend a suit, stop calls…)

Case materials — list each piece with an exhibit label (e.g. "EX 3 — TransUnion results 4/2/2026")

Chronology sheet

Date	Event	Source / who	Exhibit

Damages sheet

Claim / statute	Type (actual, statutory, puni	Amount	Evidence held	Evidence still needed

Example output — fictional

EXAMPLE OUTPUT (fictional): A wrong-person bankruptcy and three unauthorized inquiries appear on the client's TransUnion report. TransUnion "verified" the bankruptcy despite a docket showing a different middle initial, DOB and SSN, and the client was then denied housing.

Failure to conduct reasonable reinvestigation — strong claim. 15 U.S.C. § 1681i(a) · Defendant: Trans Union LLC · Suit by 2028-02-03 (2 yrs from discovery) (verify). The element table continues on the next page.

ELEMENT	STATUS	EVIDENCE
Inaccurate information in file	met	EX 2, EX 3 (different debtor)
Consumer disputed directly with bureau	met	EX 4 (received 2/17/2026)
Unreasonable reinvestigation	met	EX 5 "verified as reported" despite docket
Actual harm / dissemination	met	EX 6 denial; motel and deposit costs

Next steps

- Send method-of-verification request (Letter A)
- Preservation letter to TransUnion
- Ask client for motel and deposit receipts

Missing documents

- Receipts for motel ($612) and extra deposit ($1,200)
- Bureau responses for the three inquiries

Red flags

- Confirm whether Equifax/Experian also report the bankruptcy

Built by MiamiDade.watch to speed up paralegal work on consumer cases. Drafts cite statutes and regulations, and cite case law only from a short verified list or from your materials; anything else is marked for the attorney to research. Always check citations, dates and amounts against primary sources before filing or sending.

7.6 Primary Reference Links

- CFPB — Consumer Reporting Companies List
- LexisNexis / SageStream — Security Freeze
- Innovis — Security Freeze
- CFPB — Security Freeze
- 15 U.S.C. §1681i — Reinvestigation
- Regulation F §1006.6 — Communications
- CFPB — Debt Collector Call Frequency
- 15 U.S.C. §1681c — Obsolete information

- 15 U.S.C. §1681c-2 — Identity theft block
- 15 U.S.C. §1681s-2 — Furnisher duties
- 15 U.S.C. §1681n — Willful noncompliance
- 15 U.S.C. §1681o — Negligent noncompliance
- 15 U.S.C. §1681p — FCRA limitations
- 15 U.S.C. §1692g — Debt validation
- 15 U.S.C. §1692k — FDCPA civil liability
- Regulation V §1022.43 — Direct disputes
- Regulation F §1006.30 — Furnishing restrictions
- Regulation F §1006.34 — Validation information
- Florida Statutes ch. 559 — incl. Consumer Collection Practices Act
- Florida Secured Transaction Registry (UCC search & filing)
- UCC § 9-513 — Termination statement
- UCC § 9-625 — Remedies
- PACER — Federal court dockets
- 11 U.S.C. § 524 — Effect of discharge
- IRS Publication 1450 — Requesting a Certificate of Release
- IRS Form 12277 — Lien withdrawal
- IRS — Understanding a Federal Tax Lien
- IRS — Offer in Compromise
- Low Income Taxpayer Clinics
- FTC — IdentityTheft.gov
- AnnualCreditReport.com — free weekly reports
- CFPB Bulletin 2013-08 — Credit-impact representations
- Florida FDUTPA, ch. 501 part II
- CFPB — Submit a complaint
- Miami-Dade State Attorney — Amendment 4 / Second Chance
- Florida Rights Restoration Coalition
- FDLE — Seal and Expunge Process
- NACA — Find a consumer attorney